

OFFICIAL GAME PROGRAM



**BOWL GAMES ARE BETTER  
IN THE BAHAMAS**



**FIU  
PANTHERS**

**TOLEDO  
ROCKETS**



[MAKERSWANTEDBAHAMASBOWL.COM](http://MAKERSWANTEDBAHAMASBOWL.COM)  
[#BAHAMASBOWL](https://twitter.com/BAHAMASBOWL)

 @BAHAMASBOWL  
 @THEBAHAMASBOWL

**ESPN EVENTS**

**DECEMBER 21, 2018**

THE ISLANDS OF THE  
**bahamas**

THOMAS A. ROBINSON NATIONAL STADIUM | NASSAU, BAHAMAS



The background of the entire image is a vibrant green color, populated with numerous white gear icons of various sizes. The gears are scattered across the frame, creating a mechanical and industrial aesthetic. The text is centered and uses a clean, sans-serif font.

**THE WORLD'S MOST  
INNOVATIVE BOWL SPONSOR**

# **MAKERS WANTED™**

**ELK GROVE VILLAGE**

**ILLINOIS**

**LEARN MORE AT**

**MAKERSWANTED.ORG**



# MEDIA GUIDE

2018: FIU (8-4) VS. TOLEDO (7-5)

2018 MAKERS WANTED BAHAMAS BOWL - DECEMBER 21, 2018 - 12:30PM ET - ESPN

## 2018 MAKERS WANTED BAHAMAS BOWL -- FIU VS. TOLEDO

**2018 MAKERS WANTED BAHAMAS BOWL:** The 2018 Makers Wanted Bahamas Bowl features FIU (8-4) from Conference USA and Toledo (7-5) from the Mid-American Conference. The game will be played Friday, Dec. 21 (12:30 p.m. ET) in Thomas A. Robinson National Stadium (15,000). The game will be televised on ESPN (**Steve Levy** - play by play; analyst **Desmond Howard**; sideline reporter **Laura Rutledge**) and carried on the Makers Wanted Bahamas Bowl Radio Network (**Kyle Wiggs** - play by play; color analyst **Rob Best**).

**TICKETS:** Tickets to the Makers Wanted Bahamas Bowl are \$50 through the ticket departments of the two participating institutions. Local tickets for the Makers Wanted Bahamas Bowl are available through the Thomas A. Robinson National Stadium box office.

## 2018 MAKERS WANTED BAHAMAS BOWL QUICK FACTS/DIRECTORY

<b>2018 Matchup:</b>	FIU (Conference USA; visitor) vs. Toledo (Mid-American Conference; home)
<b>2017 Date, Kickoff, Television:</b>	Friday, Dec. 21, 2018, 12:30 p.m. EST, ESPN
<b>Stadium (Capacity, Surface):</b>	Thomas A. Robinson National Stadium (15,000, Celebration Bermudagrass)
<b>Executive Director:</b>	Richard Giannini (richardcgiannini@gmail.com)
<b>Director of Sales &amp; Marketing:</b>	Lea Miller Tooley (lea.miler@leamillerassociates.com)
<b>Director of Communications:</b>	Chris Pika (678-908-4853 - US cell, chris.pika@bahamasbowl.com)
<b>Makers Wanted Bahamas Bowl Communications Office:</b>	Atlantis Convention Center (Minos/Neptune)
<b>Director of Game Operations:</b>	Tom Snyder (tsnyder@ucfcc.com)
<b>Events Coordinator:</b>	Max Berglass (max.berglass@espn.com)
<b>Events Assistant:</b>	Mitch Newell (mitchell.x.newell.-ND@espn.com)
<b>Address, City, State:</b>	11001 Rushmore Drive; Charlotte, NC 28277
<b>Telephone:</b>	704-973-5050
<b>Web Site:</b>	MakersWantedBahamasBowl.com
<b>2017 Bahamas Bowl Result:</b>	Ohio 41, UAB 6 (Dec. 22, 2017; Attendance: 13,585)
<b>2017 Offensive Player of the Game:</b>	Ohio RB Dorian Brown
<b>2017 Defensive Player of the Game:</b>	Ohio S Javon Hagan

### INSTITUTION COMMUNICATIONS CONTACTS:

<b>FIU Sports Information Director:</b>	Tyson Rodgers (O: 305-348-3164; C: 662-418-2982; tyson.rodgers@fiu.edu)
<b>Toledo Associate AD for Communications:</b>	Paul Helgren (O: 419-530-4918; C: 419-262-3861; paul.helgren@utoledo.edu)

## TABLE OF CONTENTS

<b>Page 1:</b>	Table of Contents/Directory/Quick Facts	<b>Page 32:</b>	Honor Roll
<b>Page 2:</b>	2018 Makers Wanted Bahamas Bowl Storylines	<b>Pages 33-34:</b>	Thomas A. Robinson National Stadium
<b>Page 3:</b>	ESPN Events	<b>Page 35:</b>	TARNS Stadium Campus
<b>Pages 4-7:</b>	Makers Wanted/Elk Grove Village	<b>Page 36:</b>	Giving Back to the Bahamas
<b>Page 8:</b>	The Bahamas	<b>Pages 37-38:</b>	ESPN Announcers
<b>Page 9:</b>	Nassau/Paradise Island	<b>Page 39:</b>	Makers Wanted Bahamas Bowl Overview
<b>Pages 10-12:</b>	Media Information	<b>Page 40:</b>	FIU/Toledo Depth Charts
<b>Page 13:</b>	Media Schedule	<b>Page 41:</b>	FIU Administration/Coaching Staff/Key Players
<b>Page 14:</b>	Makers Wanted Bahamas Bowl Schedule of Events	<b>Page 42:</b>	FIU Numerical Roster/Pronunciations/Quick Facts
<b>Page 15:</b>	Helpful Hints for the Media	<b>Pages 43-49:</b>	FIU 2018 Statistics
<b>Page 16:</b>	Driving Directions	<b>Page 50:</b>	Toledo Administration/Coaching Staff/Key Players
<b>Page 17:</b>	2018-19 Bowl Schedule	<b>Page 51:</b>	Toledo Numerical Roster/Pronunciations/Quick Facts
<b>Page 18:</b>	Game Entertainment/Honorary Ambassador	<b>Pages 52-58:</b>	Toledo 2017 Statistics
<b>Pages 19-26:</b>	Record Book	<b>Pages 59-63:</b>	Conference USA Bowl Notebook
<b>Page 27:</b>	Bowl Miscellaneous Information	<b>Pages 64-68:</b>	MAC Bowl Notebook
<b>Pages 28-31:</b>	2014-17 Game Summaries		

## MAKERS WANTED BAHAMAS BOWL STORYLINES

**2018 MATCHUP**

For the fifth consecutive year, the Makers Wanted Bahamas Bowl features a Conference USA vs. Mid-American matchup as the FIU Panthers (8-4, 6-2 C-USA) takes on the Toledo Rockets (7-5, 5-3 MAC). The Makers Wanted Bahamas Bowl series is tied 2-2, as WKU (C-USA) won the 2014 title with a thrilling 49-48 victory over Central Michigan, Western Michigan (MAC) captured the 2015 bowl with a 45-31 victory over Middle Tennessee, Old Dominion held off Eastern Michigan 24-20 in the 2016 game and Ohio beat UAB 41-6 last year. This is the third time that FIU and Toledo have met, and the second time in a bowl game. FIU leads the all-time series 2-1, with the last meeting coming in the 2010 Little Caesars Pizza Bowl in Detroit, a game FIU won 34-32 in the Panthers' first-ever bowl appearance.

**NEW TITLE SPONSOR - MAKERS WANTED**

**Elk Grove Village, Illinois**, using its business slogan – **Makers Wanted** – was announced July 31 as the title sponsor of the Makers Wanted Bahamas Bowl. The tagline Makers Wanted is Elk Grove Village's slogan and serves a call-to-action for a thriving community and the thousands of businesses based there. It is home to the largest contiguous industrial park in the United States, featuring six square miles and 62 million square feet of inventory. Over 5,614 businesses, including 300 manufacturers specializing in metal, plastic, rubber and food manufacturing, call Elk Grove Village their home. It is also a top national destination for data centers in the U.S. with two million square feet. For more info, visit [www.makerswanted.org](http://www.makerswanted.org).

**15 COMBINED VICTORIES**

The **15** combined victories by FIU (eight) and Toledo (seven) was one shy of tying the most coming into the Makers Wanted Bahamas Bowl. Every team that has participated in the Makers Wanted Bahamas Bowl has had at least seven victories coming into the game.

**BOTH TEAMS LIGHT UP THE SCOREBOARD**

Toledo has scored 50 or more points a school-record six times in 2018, while FIU scored 40 or more in four games. In the first four years of the Makers Wanted Bahamas Bowl, there have been **264** points scored, eighth-most among all bowl games played from 2014-17.

**MORGAN FIRST NEWCOMER OF THE YEAR PLAYING IN MAKERS WANTED BAHAMAS BOWL**

FIU junior quarterback **James Morgan** was named Conference USA Newcomer of the Year. Morgan is a graduate transfer who became the fifth passer to win the C-USA award in the last six seasons. Morgan started every game under center for the Panthers, throwing for a school-record 26 passing touchdowns and 2,764 yards, which ranks second in a single season at FIU. He is the first C-USA Newcomer of the Year to play in the Makers Wanted Bahamas Bowl.

**TOLEDO KNOWS BOWLS**

Toledo is making their eighth bowl appearance in the past nine years as the Rockets play in this year's Makers Wanted Bahamas Bowl. This will be Toledo's 18th all-time bowl appearance. The Rockets have an all-time bowl record of 11-6 in previous bowls.

**FOURTH TIME BOWLING FOR PANTHERS**

FIU is making their fourth all-time bowl appearance, as the Panthers play in the Makers Wanted Bahamas Bowl. FIU is 1-2 in its previous three bowl games, and the victory was in the 2010 Little Caesars Pizza Bowl over Toledo 34-32, in the Panthers first-ever bowl game.

**LOTS OF HONORS**

FIU earned a school-record 17 C-USA selections, with two first team, two second team and 13 honorable mention members. The pair of first teamers earned for FIU is the most for any Panther team since 2015. The junior duo of **Sage Lewis** and **Maurice Alexander** highlighted the C-USA First Team list for FIU. Lewis earned a school-record 126 tackles in 2018, while Alexander

was electric in the punt return game after averaging a league-best 13.6 yards per return. FIU also earned an individual award as junior quarterback **James Morgan** was the league's Newcomer of the Year.

Toledo earned 10 All-MAC selections, including three first-team nods, two second-team honors and four third-team selections. Rockets junior wide receiver **Diontae Johnson** was one of eight to earn all-conference honors and, for the second straight season, he did so at three different positions: wide receiver (first-team), punt returner (first-team), and kickoff returner (second-team). Senior wide receiver **Cody Thompson** was also named a first-team selection. Toledo also earned an individual award as Johnson was the MAC Special Teams Player of the Year.

**BAHAMAS STATE OF MIND**

FIU is the first team from the state of Florida to play in the Makers Wanted Bahamas Bowl. FIU (Florida) represents the fifth state from C-USA joining UAB (Alabama), WKU (Kentucky), Middle Tennessee and Old Dominion (Virginia). For the MAC, Toledo is the second-straight team from Ohio to participate in the bowl (Ohio, 2017). In the first three years, teams from the state of Michigan (Central Michigan, Western Michigan and Eastern Michigan) represented the MAC.

**THE PRIME MINISTER'S TROPHY**

The Makers Wanted Bahamas Bowl renamed its championship trophy to the Prime Minister's Trophy in 2016, in honor of the highest elected office in the Bahamas. A new championship trophy makes its debut in 2018. Designed and manufactured by Levy Marketing & Awards of Tampa, Fla. (who designed the original trophy that was used from 2014-16), the Prime Minister's Trophy stands 30 inches tall and weighs nearly 30 pounds. The media attending the bowl select an Offensive and Defensive Player of the Game.

**BOWL GAMES ARE BETTER IN THE BAHAMAS**

The Makers Wanted Bahamas Bowl is the first FBS bowl game played outside of the U.S. or Canada since the 1937 Bacardi Bowl in Havana, Cuba (Jan. 1, 1937), a 7-7 tie between Auburn and Villanova. The last international bowl game outside the U.S. before the Bahamas Bowl was the 2010 International Bowl in Toronto, won by South Florida 27-3 over Northern Illinois.

**UNI-WATCH**

Toledo is the designated home team and will wear gold helmets with the Rocket logo on the sides, midnight blue jerseys with gold numerals and midnight blue pants. FIU, as the visitor, will wear white helmets with the Panther logo on the sides, white jerseys with blue numerals and white pants.

Both teams will wear the traditional Makers Wanted Bahamas Bowl patch on the jerseys. For the third-straight year, both teams will also wear flag stickers of the United States and the Bahamas on the rear of the helmets in a nod to the host country.

**FROM SATURDAYS TO SUNDAYS**

A total of **14** Makers Wanted Bahamas Bowl alumni are playing in the NFL: S **Kevin Byard** - Tennessee (Middle Tennessee); WR **Corey Davis** - Tennessee (Western Michigan); S **Kavon Frazier** - Dallas (Central Michigan); TE **Tyler Higbee** - Los Angeles Rams (WKU); WR **Richie James** - San Francisco (Middle Tennessee); G **Forrest Lamp** - Los Angeles Chargers (WKU); G **Taylor Moton** - Carolina (Western Michigan); T **Chukwuma Okorafor** - Pittsburgh (Western Michigan); CB **Darius Phillips** - Cincinnati (Western Michigan); QB **Cooper Rush** - Dallas (Central Michigan); WR **Taywan Taylor** - Tennessee (WKU); DE **Leterrius Walton** - Pittsburgh (Central Michigan); CB **Darius Williams** - Baltimore (UAB) and T **Andrew Wylie** - Kansas City (Eastern Michigan). Four Bahamas Bowl alumni were chosen in the 2018 NFL Draft, and 18 total Bahamas Bowl alumni have been drafted by NFL teams.

## ESPN EVENTS

## About ESPN Events



**ESPN Events**, a division of ESPN, owns and operates a large portfolio of 32 collegiate sporting events worldwide. The roster includes three Labor Day weekend college football games; FCS opening-weekend game; 15 college bowl games, 10 college basketball events, a college softball event and two college award shows, which accounts for approximately 375-plus hours of live programming, reaches almost 64 million viewers and attracts over 800,000 attendees each year. With satellite offices in Albuquerque, Birmingham, Boca Raton, Boise, Dallas-Fort Worth, Honolulu, Las Vegas, Montgomery and St. Petersburg, ESPN Events builds relationships with conferences, schools and local communities, as well as providing unique experiences for teams and fans.

ESPN Events also manages the Big 12 Corporate Partner Program.

### Collegiate Football

**Academy Sports + Outdoors Texas Bowl** (Houston); **AdvoCare Texas Kickoff** (Houston); **Air Force Reserve Celebration Bowl** (Atlanta); **Bad Boy Mowers Gasparilla Bowl** (Tampa, Fla.); **Cheribundi Boca Raton Bowl** (Florida); **Camping World Kickoff** (Orlando, Fla.); **Famous Idaho Potato Bowl** (Boise); **DXL Frisco Bowl** (Texas); **Guardian Credit Union FCS Kickoff** (Montgomery, Ala.); **Jared Birmingham Bowl** (Alabama); **Lockheed Martin Armed Forces Bowl** (Dallas-Fort Worth); **Makers Wanted Bahamas Bowl** (Nassau); **MEAC/SWAC Challenge** (Atlanta); **Mitsubishi Motors Las Vegas Bowl** (Nevada); **Myrtle Beach Bowl** (South Carolina); **New Mexico Bowl** (Albuquerque); **Raycom Media Camellia Bowl** (Montgomery, Ala.); **SERVPRO First Responder Bowl** (Dallas-Fort Worth); **SoFi Hawai'i Bowl** (Honolulu); *The Home Depot College Football Awards* (Atlanta)

### Collegiate Basketball

**AdvoCare Invitational** (Walt Disney World Resort near Orlando, Fla.); **Armed Forces Classic** (Fort Bliss, Texas); **Charleston Classic** (South Carolina); *College Basketball Awards Presented by Wendy's* (Los Angeles); **Hawaiian Airlines Diamond Head Classic** (Honolulu); **Jimmy V Men's Classic presented by Corona** (New York City); **Jimmy V Women's Classic Presented by Corona** (South Bend, Ind.); **Myrtle Beach Invitational** (Conway, S.C.); **NIT Season Tip-Off** (Brooklyn, N.Y.); **State Farm Champions Classic** (Indianapolis) and **Wooden Legacy** (Fullerton, Calif.)

### Collegiate Softball

St. Pete/Clearwater Elite Invitational (Clearwater, Fla.)



*Beyond* BUSINESS FRIENDLY  
ELK GROVE VILLAGE, IL



## About Elk Grove Village, Illinois

Beyond Business Friendly is more than just a catchy tagline. It embodies the mission and vision of Elk Grove Village government, and we strive to be known as the most business friendly community in America.

From our elected officials through each department, you can be assured that Elk Grove Village is focused on the success of our businesses and business leaders. We pride ourselves on providing enhanced customer service, an optimal level of health, safety, and welfare, and the delivery of consistent reliable services.

Located adjacent to O'Hare International Airport, Elk Grove Village is an integral component of the Chicago Metropolitan Region's economy. A planned community with approximately 33,000 residents, Elk Grove boasts the largest consolidated industrial park in the United States with over 62 million sq. ft. of buildings and sites. The park is 98% occupied and is home to a diverse mix of industries, with major employers representing technology, manufacturing, retail, health care, and logistics.

Elk Grove Village is a proactive and business friendly community that values its corporate residents and works diligently to support their growth. The Village consistently invests in the modernization and infrastructure improvements to its commercial areas while maintaining the lowest cost of living of any northwest Cook County municipality. Elk Grove's competitive business advantages include: a business friendly environment; a fair, predictable and equitable regulatory environment; proximity to O' Hare International Airport and the City of Chicago; and a highly educated and creative workforce.

Recent economic development related success stories include the attraction of over two million square feet of high-tech data center space, the development of the Elk Grove Technology Park, opening of ENCLAVE for Entrepreneurs at O'Hare.

For additional information about Elk Grove Village please contact Josh Grodzin, Director of Business Development and Marketing at 847-357-4005 or [jgrodzin@elkgrove.org](mailto:jgrodzin@elkgrove.org).

### Village Leadership:

Craig B. Johnson, Mayor (April 1997 through present)

Village Trustees: Nancy J. Czarnik, Patton L. Feichter, Jeffrey C. Franke, Samuel L. Lissner, James P. Petri, Christine K. Prochno



## Business Community

Elk Grove has a diverse business community with national and worldwide employers representing a broad range of industries including technology, manufacturing, retail, healthcare, logistics, and more.

Elk Grove's "beyond business friendly" approach provides exceptional customer service, an optimal level of health, safety, and welfare, and the delivery of consistent and reliable services.

Home to the largest contiguous industrial park in the United States:

- Six square miles
- 62 million square feet of industrial real estate inventory
- Over 100,000 skilled workers in Elk Grove Village
- Current industrial occupancy rate stands at more than 98%

Elk Grove Village is known for its "Beyond Business Friendly" approach:

- Over 5,600 businesses call Elk Grove Village their home, including more than 400 manufacturers specializing in metal, plastic, rubber, and food manufacturing
- Elk Grove Village is also home to over two million square feet of data centers and is a top national destination for data centers in the United States
- In total, tax incentives have saved Elk Grove companies over \$500 million

Accolades:

- Recipient of 8 statewide Governor's Hometown Awards
- Recognized as a Logistic Powerhouse for Global Trade by Global Trade Magazine
- Voted one of the top 10 Best Places to Start a Business in Illinois (Cook County) by Chicago Tribune
- Received 2015 Small Business Advocate Award - U.S. Conference of Mayors
- MakersWanted.org named in the Best Resources for Starting a Business in Illinois list by Startup Savant

Elk Grove Village is centered around a highly connected transportation hub:

- Adjacent to O'Hare International Airport
- At the crossroads of transcontinental rail service
- Near I-90, I-290, I-290, I-355, and IL Route 390



*Beyond* BUSINESS FRIENDLY  
ELK GROVE VILLAGE, IL

**MAKERS WANTED™**  
ELK GROVE VILLAGE 

#### Recent Noteworthy Initiatives:

The Village of Elk Grove recently broke ground on the Elk Grove Technology Park, the premiere location for a new wave of technological innovation and business development that will represent 1.2 million square feet of new business and industrial space. Learn more at: [www.elkgrovetechologypark.com](http://www.elkgrovetechologypark.com).

Elk Grove Village, using its business slogan – Makers Wanted – has been announced as the title sponsor of the Makers Wanted Bahamas Bowl, to be played December 21, 2018 in Nassau, Bahamas. This is the first time a non-tourist municipality has ever sponsored a bowl game, and the sponsorship highlights the innovative thinking found in Elk Grove Village. With unparalleled transportation options for manufacturers and a town that is truly committed to supporting its industrial park tenants, Elk Grove Village has become a destination for businesses from across the United States. Learn more at: [www.MakersWanted.org](http://www.MakersWanted.org).

In 2018, Elk Grove launched a first-of-its-kind opioid recovery program called Elk Grove Village Cares. The program has quickly become a model for other municipalities. The program works with community partners to provide a full range of addiction and recovery services, as well as making easy-to-use kits to respond to opioid overdoses available in nearly 20 public spaces. Learn more at: [www.elkgrove.org/government/village-departments/police-department/elk-grove-village-cares](http://www.elkgrove.org/government/village-departments/police-department/elk-grove-village-cares).





## About the Makers Wanted Campaign

Since its incorporation in 1956, Elk Grove Village has experienced tremendous growth and economic prosperity characterizing the diversity and stability of its inhabitants. The community's planned, controlled development serves as the foundation for Elk Grove Village's strong demographic base and high standard of living among private and commercial/industrial residents alike.

The "Makers Wanted" campaign was launched in 2015 to generate brand awareness of Elk Grove's business friendly practices, and to attract more businesses to move to Elk Grove Village. The campaign has featured television and radio commercials to coincide with sports events, a dedicated microsite (MakersWanted.org), billboards, print advertising, and digital advertising. The "Makers Wanted" theme draws on the success of local businesses and business leaders, highlighting the many products that are made in Elk Grove Village and the "makers" who contribute to Elk Grove's thriving community. Elk Grove's industrial occupancy rate has continued to climb and as of Q3 2018, is at a historic high 98%.

To learn more about the campaign and view commercial assets, visit [www.MakersWanted.org](http://www.MakersWanted.org).

## Links and Resources

- Elk Grove Village, IL: <http://www.elkgrove.org/>
- Makers Wanted: <https://www.makerswanted.org/>
- Makers Wanted Bahamas Bowl: <https://www.bahamasbowl.com/>
- Elk Grove Village BizHub: <https://www.egvbizhub.com/>
- Elk Grove Village Strictly Business Podcast: <https://www.egvbizhub.com/strictly-business-podcast/>

Twitter:

@EGVBusinessPark

@TheBahamasBowl

Facebook:

<https://www.facebook.com/elkgrovevillage>

YouTube:

<https://www.youtube.com/channel/UCcmweJRtpuMAQp18aMSxbfw>

## THE BAHAMAS

**About The Bahamas**

Since attaining independence from the UK in 1973, The Bahamas, officially known as the Commonwealth of the Bahamas, has prospered through tourism, international banking, and investment management. The Bahamas relies on tourism to generate most of its economic activity and features world-renowned resorts. The country consists of more than 700 islands, cays, and islets over 100,000 square miles of the Atlantic Ocean just 50 miles off the coast of Florida. The capital city of the Bahamas, Nassau, is located on the island of New Providence. The Prime Minister of the Bahamas is Dr. Hubert A. Minnis.



For more information on The Bahamas visit [bahamas.com](http://bahamas.com).

**What Makes The Bahamas Unique?**

The Bahamas is comprised of 700 islands sprinkled over 100,000 square miles of ocean starting just 50 miles off the coast of Florida. The archipelago is an ecological oasis featuring 2,000 breathtaking islands and cays and boasts the clearest water on the planet—with a visibility of over 200 feet. You can see your toes as easily as you can the world's third largest barrier reef.

We invite you to explore all of our islands. One step and you'll realize our beauty extends far beyond our extraordinary natural wonders. It's the smiles on the faces of the Bahamian people. The unique sounds of our rich culture. The warm hospitality of our heritage and our colorful history.

**Our Proximity To The United States Of America**

So close to home, yet feels so far away. Just 50 miles off the coast of Florida in the United States, our tropical archipelago is an easy and convenient destination to escape to year-round.

For centuries, our close proximity has attracted all kinds of people: Native Americans. Puritans. Explorers. Even pirates. Now it's your turn. Come discover all of our 700 islands and the hospitality of the Bahamian people. Paradise is just a short plane ride from Miami International Airport, South Florida. And many airlines now offer direct flights to Nassau/Paradise Island, Grand Bahama Island or The Out Islands. You can also sail into one of our 32 ports of entry. Once you arrive, go island-hopping. Explore underwater. Or do nothing but relax on one of our pristine beaches.

**Nassau/Paradise Island:**

Relax in the tropical ease of our capital city and largest city. Distance: 179 miles from the Florida coast; 45-minute plane ride from Miami.

**Weather**

This is weather that you can quickly get used to. The trade winds have blessed us with warm year-round weather, with winter lows averaging a comfortable 70 degrees Fahrenheit and summer highs with high humidity at around 80–90, with a gentle dip at night of just 5 to 7 degrees. The result? A climate where you can have fun anytime of the day, any season.

## NASSAU/PARADISE ISLAND

**Bahamas/Nassau Quick Facts**

- Bahamas Governor-General: Dame Marguerite Pindling
- Prime Minister: Dr. Hubert A. Minnis
- New Providence Island (Nassau) Population: 246,329 (2010)
- Tourist Visits: 3.59 million (2016)
- Average temperature high (December) 79°
- Average temperature low (December) 63°

**Nassau & Paradise Island**

With the lure of a big city and the ease of a tropical utopia, Nassau & Paradise Island are considered by many as, well, paradise. Nassau, the capital of The Bahamas, is a bustling metropolitan hub full of culture and modern amenities. To the north lies Paradise Island. Its name tells you everything. It's 685 acres of pure euphoria, developed almost exclusively to delight and accommodate visitors. The island boasts resorts, hotels, restaurants, shops, nightlife, a golf course, aquarium and a casino.

Nassau, the capital city of The Bahamas, is located on 21-mile-long New Providence, the Bahamas' 11th-largest island. Nassau's main harbor is protected by Paradise Island. The harbor attracted settlers in the early days, particularly pirates. In fact, Nassau's population consisted mainly of pirates until 1718, when The Bahamas first Royal Governor, Woodes Rogers expelled them, restored order and built Fort Nassau. The Bahamas for centuries adopted Rogers' motto, "Expulsis Piratis, Restituta Commercium," which means, "Pirates Expelled, Commerce Restored." Now, 246,000 people call New Providence Island home, with a large portion of them residing in Nassau.

Junkanoo, a Bahamian national festival, is a kaleidoscope of colors and sound. The rhythmic sounds of cowbells, goat skin drums and whistles, accompanied by an array of brass instruments, create a sweet musical beat that will move you; while brilliantly colored costumes capture your eye, and bring much visual delight. This bi-annual cultural highlight takes place on Bay Street in New Providence and other Family Islands during the early morning hours, from 1-9 am on Boxing Day (the day after Christmas) and New Year's Morning.



## 2018 MAKERS WANTED BAHAMAS BOWL MEDIA INFORMATION

**MAKERS WANTED BAHAMAS BOWL COMMUNICATIONS STAFF:** Your media hosts for the 2018 Makers Wanted Bahamas Bowl are:

**COMMUNICATIONS OFFICE (Atlantis - Minos/Neptune Room) 242-363-2000 (x55446)**

**Chris Pika**, Director of Communications

**(US Cell: 678-908-4853)**

**Jay Garneau**, Communications Staff

**Tim Glon**, Communications Staff

**Justin Rosenberg**, Communications Staff

**Steven Wright**, Communications Staff

**Ben Solomon**, ESPN Events Photographer

**Kevin Kemp**, Videographer - Bahamas Ministry of Tourism



**THOMAS A. ROBINSON NATIONAL STADIUM PRESS TRIBUNE GAMEDAY PHONE: 242-326-7674**

We are committed to help you have a great experience at the 2018 Makers Wanted Bahamas Bowl. To that end, we will provide the following to the media.

**MEDIA SITE:** All press releases, media guides/postseason guides and releases for the participating institutions and the bowl are available in PDF format at [www.bahamasbowl.com/media](http://www.bahamasbowl.com/media). Media are encouraged to download digital copies to reduce paper use. The bowl also has a Dropbox account with additional team info.

**MEDIA GUIDES/RELEASES:** Media guides/postseason guides & releases for the participating institutions and the bowl will be available at both the Atlantis Media Information Center & gameday at Thomas A. Robinson National Stadium.

**QUOTES:** Quotes of all media availabilities during bowl week will be distributed in the Media Information Center and online at [www.bahamasbowl.com/media](http://www.bahamasbowl.com/media).

**PRESS CONFERENCE VIDEO:** Video of the **November 30** team announcement press conference, the pre-bowl press conference **December 20** and both postgame press conferences will be available via [www.bahamasbowl.com/media](http://www.bahamasbowl.com/media) and the bowl's **YouTube** channel for media back in the United States unable to make the trip to the Bahamas.

**MEDIA CREDENTIALS:** All media attending the Makers Wanted Bahamas Bowl must apply for MEDIA/PHOTO credentials through the following web site: [sportssystems.com/bahamasbowl](http://sportssystems.com/bahamasbowl). No exceptions.

Once the credential request is processed, **Chris Pika**, the Bowl's Communications Director ([chris.pika@bahamasbowl.com](mailto:chris.pika@bahamasbowl.com)), will forward a confirmation if the request is approved. Conference and/or individual school media badges will not be accepted as valid credentials.

**MEDIA/PHOTO** credentials will not be mailed in advance, but will be available for pickup at the Makers Wanted Bahamas Bowl Media Center located at the Atlantis Bahamas beginning **Monday, Dec. 17, 2018**. Working media members who have not picked up their credentials by **Thursday, Dec. 20, 2018** at 5:00 p.m. may do so on game day at the Thomas A. Robinson National Stadium Media Will-Call located just inside the Media Center in the Southwest corner of the stadium.

**LOCKER ROOM/PRACTICE INTERVIEW POLICY:** Throughout bowl week, working press must adhere to the policies established by each school regarding access to student-athletes and coaches. Please contact a member of each institution's media relations/athletic communications staff for team policies.

## 2018 MAKERS WANTED BAHAMAS BOWL MEDIA INFORMATION

**MEDIA CREDENTIAL DISTRIBUTION & WORKROOM:** The Makers Wanted Bahamas Bowl Media Information Center will be located at Atlantis – Minos/Neptune (located in the Convention Center). Hours of operation are as follows:

- **Monday, Dec. 17** .....9:00 a.m. – 5:00 p.m. (Lite fare/snacks available Noon-2 p.m.)
- **Tuesday, Dec. 18** .....9:00 a.m. – 5:00 p.m. (Lite fare/snacks available Noon-2 p.m.)
- **Wednesday, Dec. 19** .....9:00 a.m. – 5:00 p.m. (Lite fare/snacks available Noon-2 p.m.)
- **Thursday, Dec. 20** .....2:00 p.m. – 5:00 p.m. (Lite fare/snacks available 2:30-4:30 p.m.)

**(NOTE: Credentials will also be available for pickup at the December 20 Press Conference at Thomas A. Robinson National Stadium from 10:00-11 :00 a.m. prior to the start of the press conference)**

Both press and photo credentials and other information must be picked up at the Makers Wanted Bahamas Bowl Media Center during hours of operation.

In order to serve the media in an efficient manner, the Media Information Center is equipped with a copier. Drinks and snacks will be available. There will be workstations available and ample electrical power for computers and other electrical equipment. Internet service will be available. **Snacks & refreshments will be available each afternoon at times listed above.**

**MEDIA HOSPITALITY SUITE:** Media hospitality will be located at Atlantis (**Coral Towers Room 9-225**). Drinks & snacks will be provided for credentialed media. Hours of operation are **9 p.m.-Midnight from Dec. 17-21.**

**MEDIA HOTEL/TRANSPORTATION:** The Atlantis Bahamas is the official media hotel of the Makers Wanted Bahamas Bowl. All media must make their requests for rooms through the online media credentialing process. There are an extremely limited number of media rooms at the Atlantis, and beat writers who staff their team's games during the 2018 season will have priority in the Atlantis media block.

**The Makers Wanted Bahamas Bowl recommends using taxis or tour companies to travel throughout Nassau. All driving in the Bahamas is done from the left-hand side of the road.**

The Makers Wanted Bahamas Bowl will provide transportation for traveling U.S. media representatives to key events: the **Ranfurly Homes for Children** visit and the **Youth Football Clinic** on **December 19** (leave for Ranfurly at 1:00 p.m. and return from the clinic to Atlantis at 4:30 p.m.), the **Bahamas Bowl Press Conference** on **December 20** at Thomas A. Robinson National Stadium (leave for stadium at 9:45 a.m. and return to Atlantis at 1:00 p.m.) and the **2018 Makers Wanted Bahamas Bowl** on **December 22** (leave for stadium at 8:30 a.m. and return to Atlantis 3 hours after the conclusion of the game - approximately 7:00 p.m.). **Media buses will be staged at the Atlantis (Coral Towers lobby).** All media members must show their credentials in order to use the transportation service.

**GAMEDAY MEDIA TRIBUNE/MEDIA BOOTHS/MEDIA CENTER:** Entrance into the Thomas A. Robinson National Stadium Media Tribune and Media Center is by credential only for the news media and communications staff. A limited number of telephones (restricted long distance) and email/copy service will be available to the working press.

The media tribune, press booths and media center will be open to the media at 9:00 a.m. Press releases, statistics, media guides and flip cards will be available. A pregame meal will be served only to accredited media approximately two hours prior to kickoff (10:30 a.m.) in the Media Center, located in the Southwest corner of the stadium below the media tribune. Beverages and snacks will be available throughout the game.

## 2018 MAKERS WANTED BAHAMAS BOWL MEDIA INFORMATION

The Media Tribune at Thomas A. Robinson National Stadium is outside and under cover (similar to auxiliary press setups at Super Bowls and other major sporting events). Power, wireless and wired internet will be available to each individual seated in the media tribune. Booths for coaches, ESPN, radio networks and instant replay are located at the top of the Western Grandstand in the Media Booths. Seat and booth assignments will be made by the bowl.

The media workroom at Thomas A. Robinson National Stadium will remain open until **three hours** after the conclusion of the game. The media bus will leave the stadium heading back to Atlantis Coral Towers at **approximately 7:00 p.m.**

**GAMEDAY MEDIA SERVICES:** Flip cards, stats and game notes will be available prior to the start of the Makers Wanted Bahamas Bowl in the main press areas. Complete box scores and play-by-play will be distributed to the media at the end of each quarter. Coaches and student-athlete quotes will be distributed shortly after the conclusion of the press conferences. If you need a box score emailed to your news organization, make a request to a Communications staffer.

**INTERNET ACCESS:** Wireless and wired access will be available to the media in Thomas A. Robinson National Stadium. The wireless access network and password will be distributed to the media on gameday at the stadium.

**LIVE STATISTICS:** The Makers Wanted Bahamas Bowl has contracted with StatBroadcast to provide instant stats information during the bowl to media in attendance in Nassau and back in the United States. To access the stat feed, point your browser to **bahamas.statbroadcast.com**.

**PHOTOGRAPHERS/VIDEO:** Makers Wanted Bahamas Bowl photo credentials must be visible at all times. Bowl organizers will adhere to the NCAA's sideline control policy, which states that:

*Sideline photographers are restricted outside the 25-yard lines in the areas designated and are reminded to stay behind the dotted restraining line around the field. No media personnel, including journalists, radio and television personnel or their equipment, shall be in the team area or coaching box.*

**POSTGAME INTERVIEW POLICY:** Following a 10-minute cooling-off period, postgame interviews will take place in the Media Center in the Thomas A. Robinson National Stadium. Only individuals displaying proper credentials will be permitted in the interview area. Security will be posted in these locations and will not allow anyone to obstruct entrances. The runner-up head coach and two student-athletes will go first, followed by the winning institution's head coach and three student-athletes. The game's Offensive and Defensive Players of the Game are required to attend as part of their team's student-athlete contingent. The Prime Minister's Trophy will be presented to the championship team along with awards to the offensive and defensive players of the game on field immediately following the game.

The cooling-off period for the runner-up team begins when the head coach enters the locker room immediately after the game. The winning head coach and student-athletes must proceed directly from the field to the interview room after the postgame trophy presentation unless requested for a short interview (not to exceed four minutes) by ESPN. Both teams' locker rooms are closed to the media.

Regardless of any personal regular-season radio or television contracts, the coach is first obligated to the entire media staffing the Makers Wanted Bahamas Bowl and must report to the interview room immediately after the 10-minute cooling off period. The coach cannot delay a postgame interview with the covering media to conduct a program for a single radio, newspaper, or television reporter unless requested to grant a short interview (not to exceed four minutes) by ESPN. After fulfilling the commitment to the entire media covering the game, the coach and student-athletes may participate in special interviews.

## 2018 MAKERS WANTED BAHAMAS BOWL MEDIA SCHEDULE

Members of the media with Makers Wanted Bahamas Bowl credentials are invited to cover the following events:

**Makers Wanted Bahamas Bowl Team Announcement Press Conference**

Friday, Nov. 30..... Thomas A. Robinson National Stadium ..... 11:30 a.m. - 12:15 p.m.

**Makers Wanted Bahamas Bowl Team Welcome Reception**

Monday, Dec. 17 ..... Atlantis – Royal Towers Lower Main Lobby ..... 7:00 – 8:30 p.m.  
(Cafe at the Great Hall of Waters)

(Limited number of media will be permitted to attend for a short period - **NOTE:** there is **no food** available for media at this event. Please contact Chris Pika for access.)

**Makers Wanted Bahamas Bowl Player Beach Bash & Dinner**

Tuesday, Dec. 18..... Atlantis – Lagoon & West Beach ..... 4:00 – 6:00 p.m.

(Limited number of media will be permitted to attend for a short period - **NOTE:** there is **no food** available for media at this event. Please contact Chris Pika for access.)

**Community Relations Visit**

Wednesday, Dec. 19 ..... Ranfurly Homes for Children ..... 1:30 – 2:30 p.m.

**Bus for U.S. Media leaves Atlantis Coral Towers lobby at 1:00 p.m.**

(Media encouraged to attend; privacy restrictions in place. Please contact Chris Pika at 678-908-4853 for access.)

**Youth Football Clinic**

Wednesday, Dec. 19 ..... Robinson Stadium Rugby Fields ..... 3:30 – 5:00 p.m.

**Bus for U.S. Media leaves from Robinson Stadium Rugby Fields to Atlantis Coral Towers lobby at 4:30 p.m.**

(Media encouraged to attend. Please contact Chris Pika at 678-908-4853 for access.)

**Makers Wanted Bahamas Bowl Press Conference**

Thursday, Dec. 20 ..... Thomas A. Robinson National Stadium Media Center ..... 11:00 a.m. – Noon  
All Makers Wanted Bahamas Bowl credentialed media encouraged to attend. Toledo's head coach and two student-athletes will be available to the media from 11:00-11:30 a.m. and FIU's head coach and two student-athletes will be available to the media from 11:30 a.m.-Noon. A photo opportunity with the two head coaches and the championship trophy will take place at 11:30 a.m. Contact Chris Pika at 678-908-4853 for info.

**Bus for U.S. Media leaves Atlantis Coral Towers lobby at 9:45 a.m. and leaves from TARNs to Atlantis Coral Towers lobby at 1 p.m.****2018 Makers Wanted Bahamas Bowl**

Friday, Dec. 21 ..... Thomas A. Robinson National Stadium ..... 12:30 p.m.

Only Makers Wanted Bahamas Bowl credentialed media may attend the game/postgame press conferences. The Prime Minister's Trophy & the Offensive & Defensive Player of the Game awards will be presented following the game.

**Bus for U.S. Media leaves Atlantis Coral Towers lobby at 8:30 a.m. and leaves from TARNs to Atlantis Coral Towers lobby at approximately 7:00 p.m.****Makers Wanted Bahamas Bowl Postgame Press Conference**

Friday, Dec. 21 ..... Thomas A. Robinson National Stadium Media Center ..... Following Game  
Postgame press conferences will begin approximately 10 minutes after the conclusion of the game. The runner-up head coach and two student-athletes will go first, followed by winning team's head coach and three student-athletes. The game's Offensive and Defensive Players of the Game are required to attend as part of their team's contingent.

**Note: A complete list of team activities will be available at the Makers Wanted Bahamas Bowl Media Center. While every activity will not be open to the media, every effort will be made to assist media in covering the teams during bowl week and on game day. For all event information listed above, please contact Chris Pika, Director of Communications at 678-908-4853 or [chris.pika@bahamasbowl.com](mailto:chris.pika@bahamasbowl.com).**

## 2018 MAKERS WANTED BAHAMAS BOWL SCHEDULE OF EVENTS

Schedule correct as of **December 14, 2018 (Schedule subject to change)****MONDAY, DEC. 17**

**9:00 a.m. – 5:00 p.m. .... Media Center, Credentials & Hospitality .....Atlantis – Minos/Neptune**  
 11:00 a.m. .... FIU Airport Arrival ..... Lynden Pindling International Airport  
 Noon ..... FIU Hotel Arrival ..... Atlantis - Royal Towers  
 4:00 p.m. .... Toledo Airport Arrival ..... Lynden Pindling International Airport  
 5:00 p.m. .... Toledo Hotel Arrival ..... Atlantis - Royal Towers  
 7:00 – 8:30 p.m. .... Team Welcome Reception .....Atlantis – Royal Towers Lower Main Lobby  
 (Café at Great Hall of Waters)  
*(Limited media availabilty - contact Chris Pika to cover event)*

**9:00 p.m. - Midnight ..... Media Hospitality ..... Atlantis - Coral Towers 9-225**

**TUESDAY, DEC. 18**

**9:00 a.m. – 5:00 p.m. .... Media Center, Credentials & Hospitality .....Atlantis – Minos/Neptune**  
 9:00 – 11:30 a.m. .... Toledo Practice ..... Roscow A.L. Davies Field  
 9:00 – 11:30 a.m. .... FIU Practice ..... Robinson Stadium Practice Field  
 4:00 – 6:00 p.m. .... Player Beach Bash & Dinner ..... Atlantis – Lagoon & West Beach  
*(Limited media availabilty - contact Chris Pika to cover event)*

**9:00 p.m. - Midnight ..... Media Hospitality ..... Atlantis - Coral Towers 9-225**

**WEDNESDAY, DEC. 19**

**9:00 a.m. – 5:00 p.m. .... Media Center, Credentials & Hospitality .....Atlantis – Minos/Neptune**  
 9:00 – 11:30 a.m. .... FIU Practice ..... Roscow A.L. Davies Field  
 9:00 – 11:30 a.m. .... Toledo Practice ..... Robinson Stadium Practice Field  
 1:30 – 2:30 p.m. .... Community Relations Visit ..... Ranfurly Homes for Children  
*(Media encouraged to cover with privacy restrictions - contact Chris Pika to cover event)*  
 3:30 – 5:00 p.m. .... Youth Football Clinic ..... Robinson Stadium Practice Field  
*(Media encouraged to cover - contact Chris Pika to cover event)*

**9:00 p.m. - Midnight ..... Media Hospitality ..... Atlantis - Coral Towers 9-225**

**THURSDAY, DEC. 20**

10:00 – 11:00 a.m. .... Toledo Walk-Thru Practice ..... Thomas A. Robinson National Stadium  
 10:00 a.m. – 1:00 p.m. ... Media Credential Pickup ..... Thomas A. Robinson National Stadium  
 11:00 a.m. – Noon ..... Bowl Press Conferences ..... Thomas A. Robinson National Stadium Media Center  
*(Toledo 11:00 - 11:30 am; Coaches photo opportunity with Prime Minister's Trophy; FIU 11:30 a.m. - Noon)*  
*(Credentials can also be picked up at TARNS prior to the press conference from 10 - 11 a.m.)*

Noon – 1:00 p.m. .... FIU Walk-Thru Practice ..... Thomas A. Robinson National Stadium

**2:00 – 5:00 p.m. .... Media Center, Credentials & Hospitality .....Atlantis – Minos/Neptune**

5:00 – 5:30 p.m. .... Team Pep Rallies (subject to change) ..... Atlantis - Royal Deck; Dolphin Cay Lawn

**9:00 p.m. - Midnight ..... Media Hospitality ..... Atlantis - Coral Towers 9-225**

**FRIDAY, DEC. 21**

9:00 a.m. .... Parking Gates Open ..... Thomas A. Robinson National Stadium

9:00 a.m. .... Media Areas Open ..... Thomas A. Robinson National Stadium

**9:00 a.m. – 1:30 p.m. .... Media Credential Will-Call ..... Thomas A. Robinson National Stadium Media Center**

10:00 a.m. .... Stadium Gates Open ..... Thomas A. Robinson National Stadium

**12:30 p.m. .... Makers Wanted Bahamas Bowl ..... Thomas A. Robinson National Stadium**

Immediately Following Game. Postgame Trophy/Awards Presentation .. Thomas A. Robinson National Stadium – Midfield

Immediately Following Game. Postgame Press Conferences ..... Thomas A. Robinson National Stadium Media Center

Postgame + 3 Hours ..... Media Postgame Workroom ..... Thomas A. Robinson National Stadium Media Workroom

**9:00 p.m. - Midnight ..... Media Hospitality ..... Atlantis - Coral Towers 9-225**

**NOTE: Media availability to observe practices is subject to the rules of the participating institutions**



## HELPFUL HINTS FOR THE MEDIA

**PASSPORTS:** The Makers Wanted Bahamas Bowl reminds all media that all U.S. citizens coming to the Bowl must have a valid United States Passport for the time of travel. It is possible to secure passports on short notice, but costs will be much higher for the individuals involved and delays in receiving passports are possible during the holiday season. For information on how to obtain a U.S. Passport, visit [passports.state.gov](https://passports.state.gov). For obtaining an expedited passport in a hurry, visit [travel.state.gov/content/travel/en/passports/apply-renew-passport/hurry.html](https://travel.state.gov/content/travel/en/passports/apply-renew-passport/hurry.html).

**UNITED STATES EMBASSY:** The United States Embassy in the Bahamas is located at **42 Queen Street** in Nassau. The American Citizen Services Unit stands ready to help American citizens in The Bahamas – and their loved ones – in emergency situations. American citizens overseas, of course, remain subject to the laws of the country they are in. The American Citizens Services Unit can assist in areas, including: illness/injury, lost/stolen U.S. Passport, arrest/detention, victims of crime, etc.

In case of emergencies involving the death, injury, welfare, or arrest of an American citizen in The Bahamas, please call **242-322-1181**, ext. 1 during business hours (8 a.m.-5 p.m., Monday-Thursday; 8 a.m.-3:30 p.m., Friday), or **242-322-1181**, ext 43111 at all other times. (Please note that the Duty Officer who answers this number will not be able to assist with visa or routine passport matters.) The U.S. Embassy website is [bs.usembassy.gov](https://bs.usembassy.gov).

**CELL PHONES/INTERNET:** The Makers Wanted Bahamas Bowl staff reminds media that cell phone roaming rates for voice and data usage in the Bahamas can be extremely high per minute. All participants should check with their cell-phone service provider for pertinent information on current international/roaming rates. Phones can be used in “Airplane Mode” in the Bahamas (no data usage) in order to use phone cameras, etc. Atlantis Bahamas has WiFi in rooms (free)/some public areas (daily fee if not staying at Atlantis). Calling cards for public phones located in the resort can be purchased at the Atlantis. You can also use apps like Facebook Messenger, WhatsApp, etc. while using WiFi.

**CURRENCY:** The legal tender is the Bahamian dollar, which is equivalent to the U.S. dollar. U.S. currency is accepted throughout the Bahamas, as are most major credit cards and traveler’s checks. ATMs are located at both Paradise Island and Cable Beach casinos, Rawson Square, major banks and in most hotels.

**ELECTRICITY:** With standard North American 120-volt/60-cycle AC electrical current, you will be able to operate American laptops, electronics, hairdryers, shavers and other small electrical appliances without adapters.

**GETTING AROUND:** From the Lynden Pindling International Airport, taxi rates are approximately \$32 to downtown Nassau, \$22 to Cable Beach and \$38 to Paradise Island (plus the \$2 bridge toll to PI) - based on two passengers (extra bags/passengers will cost more). Taxi service is available from the Atlantis to take you into Nassau to visit tourist areas, restaurants, etc. Shared van rides into downtown Nassau from the Atlantis run \$5 per person (you will be dropped off in downtown Nassau near the Government House), while solo taxi rides run \$13 to downtown with higher rates outside the downtown zone. Unshared rides from downtown Nassau back to the Atlantis are \$13 per person (not including the \$2 bridge toll for taxis to get back to Paradise Island).

Ferry boats (water taxis) can take you between Nassau and Paradise Island while at the same time giving you a waterfront view of Nassau Harbour. Tickets can be purchased at the tour desk at Festival Place and at Woodes Rogers Wharf right next door. Tickets cost \$6 per person (plus a suggested \$1 tip for the storyteller who usually accompanies the ride) and the trip is approximately 10 minutes each way. Ferries leave every half hour on the hour from 9:00 a.m. to 6:00 p.m.

City buses, known locally as “jitneys”, run in downtown Nassau and Cable Beach several times a day. The cost for a one-way ride is \$1.50 per person, and exact change is required. Pay as you exit the bus.

**TIPPING:** Restaurants and hotels **automatically add 15%** to all food and beverage checks in lieu of gratuity. For exceptional service you may wish to leave something extra. Bellboys, doormen and porters usually receive \$3 per bag. Taxi drivers should be tipped about 15% of the fare.

**CUSTOMS:** U.S. citizens out of the country for 48 hours are allowed up to \$800 worth of duty-free merchandise. Less than 48 hours, the duty-free exemption is \$200. Limitations include 32 ounces of tobacco for those over 21 and no more than two liters of alcohol. To make traveling easier, consider packing things you’re going to declare separately and keep all your sales receipts.

**MEDICAL FACILITIES:** Internationally trained doctors are available at the hotels and throughout the Nassau Paradise Island. Two hospitals are fully equipped to respond to emergency medical situations. Princess Margaret Hospital (public) and Doctor’s Hospital (private) are both located in Nassau.

## DRIVING DIRECTIONS

**Driving Directions From Lynden Pindling International Airport to the Atlantis Bahamas (11.8 miles):**

Go north on US Departures Rd. (0.2 miles), at the roundabout, take first exit onto Windsor Field Rd. (0.4 miles), go through one roundabout (0.4 miles) and stay on Windsor Field Rd., at the next roundabout (0.7 miles), take the first exit to John F. Kennedy Drive and go through two roundabouts, at the third roundabout (4.3 miles), take the first exit onto Prospect Ridge Rd., at the next roundabout (0.8 miles), take the first exit onto West Bay St., continue on West Bay St. (1.9 miles), at the next roundabout, continue on West Bay St. (1.1 miles), turn left onto Marlborough St. (0.1 miles), road becomes Navy Lion Rd. (213 feet), turn right onto Bay St. (1.2 miles), turn left and cross the Sir Sidney Poitier Bridge (0.5 miles), take first right onto Paradise Beach Rd., at the roundabout (0.1 miles), take the first exit and continue (0.2 miles), Atlantis Resort will be on the left.

**Driving Directions From Atlantis Bahamas to Thomas A. Robinson National Stadium/  
Robinson Stadium Practice Field (4.6 miles):**

Head east toward Casino Drive (0.2 miles), at the roundabout, take second exit onto Paradise Island Bridge – Southbound Rd., cross bridge (0.5 miles) – road becomes Mackey St., continue on Mackey St. (1.2 miles), turn right on Wulff Rd., continue on Wulff Rd. (1.3 miles), Wulff Rd. becomes Poinciana Dr., continue on Poinciana Dr. (0.5 miles), at the roundabout, take first exit onto Thompson Blvd., continue on Thompson Blvd. (0.7 miles), turn left on Bahamas Games Blvd., continue on Bahamas Games Blvd. (0.2 miles), Thomas A. Robinson National Stadium will be on the left. Robinson Stadium Practice Field is located behind the National Stadium. **NOTE: If taking cab/tour company to the National Stadium, have them drop you at Western Grandstand entrance (side of stadium with spires on top of the grandstand). If going to the Practice Field, have them drop you at the Eastern Grandstand entrance of the stadium.**

**Driving Directions From Atlantis Bahamas to Roscow A.L. Davies Field (5.2 miles)**

Head east toward Casino Drive (0.2 miles), at the roundabout, take second exit onto Paradise Island Bridge – Southbound Rd., cross bridge (0.4 miles) – road becomes Mackey St., continue on Mackey St. (1.2 miles), turn right on Wulff Rd., continue on Wulff Rd. (1.3 miles), Wulff Rd. becomes Poinciana Dr. Continue on Poinciana Dr. (0.5 miles), at the roundabout, take first exit onto Thompson Blvd., continue on Thompson Blvd. (0.4 miles), turn left on Moss St., stay on Moss St. (0.1 miles), turn right and follow road (0.7 miles), at roundabout, take first exit onto Celery Dr., stay on Celery Dr. (0.3 miles), Roscow A.L. Davies Field will be on the left.

**2018-19 BOWL SCHEDULE**

<b>BOWL GAME</b>	<b>MATCHUP</b>	<b>LOCATION</b>	<b>TIME/NETWORK</b>
<b>SATURDAY, DEC. 15</b>			
Air Force Reserve Celebration Bowl	No. Carolina A&T vs. Alcorn State	Atlanta, Ga.	Noon/ABC
AutoNation Cure Bowl	Tulane vs. Louisiana	Orlando, Fla.	1:30 p.m./CBSSN
New Mexico Bowl	North Texas vs. Utah State	Albuquerque, N.M.	2 p.m./ESPN
Mitsubishi Motors Las Vegas Bowl	Fresno State vs. Arizona State	Las Vegas, Nev.	3:30 p.m./ABC
Raycom Media Camellia Bowl	Georgia Southern vs. Eastern Michigan	Montgomery, Ala.	5:30 p.m./ESPN
R+L Carriers New Orleans Bowl	Middle Tennessee vs. Appalachian State	New Orleans, La.	9 p.m./ESPN
<b>TUESDAY, DEC. 18</b>			
Cheribundi Boca Raton Bowl	UAB vs. Northern Illinois	Boca Raton, Fla.	7 p.m./ESPN
<b>WEDNESDAY, DEC. 19</b>			
DXL Frisco Bowl	San Diego State vs. Ohio	Frisco, Texas	8 p.m./ESPN
<b>THURSDAY, DEC. 20</b>			
Bad Boy Mowers Gasparilla Bowl	Marshall vs. South Florida	St. Petersburg, Fla.	8 p.m./ESPN
<b>FRIDAY, DEC. 21</b>			
<b>Makers Wanted Bahamas Bowl</b>	<b>FIU vs. Toledo</b>	<b>Nassau, Bahamas</b>	<b>12:30 p.m./ESPN</b>
Famous Idaho Potato Bowl	Western Michigan vs. BYU	Boise, Idaho	4 p.m./ESPN
<b>SATURDAY, DEC. 22</b>			
Jared Birmingham Bowl	Memphis vs. Wake Forest	Birmingham, Ala.	Noon/ESPN
Lockheed Martin Armed Forces Bowl	Houston vs. Army	Fort Worth, Texas	3:30 p.m./ESPN
Dollar General Bowl	Buffalo vs. Troy	Mobile, Ala.	7 p.m./ESPN
SoFi Hawai'i Bowl	Hawai'i vs. Louisiana Tech	Honolulu, Hawaii	10:30 p.m./ESPN
<b>WEDNESDAY, DEC. 26</b>			
SERVPRO First Responder Bowl	Boston College vs. Boise State	Dallas, Texas	1:30 p.m./ESPN
Quick Lane Bowl	Minnesota vs. Georgia Tech	Detroit, Mich.	5:15 p.m./ESPN
Cheez-It Bowl	California vs. TCU	Phoenix, Ariz.	9 p.m./ESPN
<b>THURSDAY, DEC. 27</b>			
Walk-On's Independence Bowl	Temple vs. Duke	Shreveport, La.	1:30 p.m./ESPN
New Era Pinstripe Bowl	Miami vs. Wisconsin	New York, N.Y.	5:15 p.m./ESPN
Academy Sports + Outdoors Texas Bowl	Baylor vs. Vanderbilt	Houston, Texas	9 p.m./ESPN
<b>FRIDAY, DEC. 28</b>			
Franklin American Mortgage Music City Bowl	Purdue vs. Auburn	Nashville, Tenn.	1:30 p.m./ESPN
Camping World Bowl	West Virginia vs. Syracuse	Orlando, Fla.	5:15 p.m./ESPN
Valero Alamo Bowl	Iowa State vs. Washington	San Antonio, Texas	9 p.m./ESPN
<b>SATURDAY, DEC. 29</b>			
Chick-fil-A Peach Bowl	Florida vs. Michigan	Atlanta, Ga.	Noon/ESPN
Belk Bowl	South Carolina vs. Virginia	Charlotte, N.C.	Noon/ABC
NOVA Home Loans Arizona Bowl	Arkansas State vs. Nevada	Tuscon, Ariz.	1:15 p.m./CBSSN
<b>College Football Playoff Semifinals</b>			
Goodyear Cotton Bowl Classic	Notre Dame vs. Clemson	Arlington, Texas	4 p.m./ESPN
Capital One Orange Bowl	Oklahoma vs. Alabama	Miami Gardens, Fla.	8 p.m./ESPN
<b>MONDAY, DEC. 31</b>			
Military Bowl, presented by Northrop Grumman	Cincinnati vs. Virginia Tech	Annapolis, Md.	Noon/ESPN
Hyundai Sun Bowl	Pittsburgh vs. Stanford	El Paso, Texas	2 p.m./CBS
Redbox Bowl	Michigan State vs. Oregon	Santa Clara, Calif.	3 p.m./FOX
AutoZone Liberty Bowl	Missouri vs. Oklahoma State	Memphis, Tenn.	3:45 p.m./ESPN
San Diego County Credit Union Holiday Bowl	Utah vs. Northwestern	San Diego, Calif.	7 p.m./FS1
TaxSlayer Gator Bowl	NC State vs. Texas A&M	Jacksonville, Fla.	7:30 p.m./ESPN
<b>TUESDAY, JAN. 1</b>			
Outback Bowl	Mississippi State vs. Iowa	Tampa, Fla.	Noon/ESPN2
VRBO Citrus Bowl	Kentucky vs. Penn State	Orlando, Fla.	1 p.m./ABC
PlayStation Fiesta Bowl	LSU vs. UCF	Glendale, Ariz.	1 p.m./ESPN
Rose Bowl Game, presented by Northwestern Mutual	Washington vs. Ohio State	Pasadena, Calif.	5 p.m./ESPN
Allstate Sugar Bowl	Texas vs. Georgia	New Orleans, La.	8:45 p.m./ESPN
<b>MONDAY, JAN. 7</b>			
CFP National Championship	Cotton/Orange Winners	Santa Clara, Calif.	8 p.m./ESPN

**NOTE: All times Eastern**

# Game Entertainment

## PREGAME

### Bahamas All-Stars

A youth development organization that uses performing arts as a vehicle to train, mentor and empower young people, the Bahamas All-Stars will perform a medley of songs along with the “Star-Spangled Banner” and the National Anthem of The Bahamas (“March On, Bahamaland”) prior to the Bahamas Bowl.



## DURING THE GAME

Band members from both the FIU Marching Band and Toledo’s Rocket Marching Band will perform during the game to entertain the crowd at today’s Makers Wanted Bahamas Bowl.

## HALFTIME

### Royal Bahamas Police Force Band

Adorned in colorful uniforms, the world-famous Royal Bahamas Police Force Band will perform their precision routine at halftime of the Bahamas Bowl.



## Between First & Second Quarters

### Junkanoo Rush Out – Valley Boys

The Bahamas national festival of Junkanoo is a kaleidoscope of colors and sound. One of the biggest Junkanoo groups in New Providence, the Valley Boys, will combine to show off their moves during a rush out between quarters of today’s game that is a preview of Junkanoo. It is a performance you can’t miss!

## POSTGAME

Immediately following the Makers Wanted Bahamas Bowl, the bowl will present the Prime Minister’s Trophy to the championship team as well as awards to the Offensive and Defensive Players of the Game.


# Honorary Ambassador

Ed Smith, who was a college All-American, the first native Bahamian drafted by an NFL club and played two seasons for the Denver Broncos, is the 2018 Makers Wanted Bahamas Bowl Honorary Ambassador.

Smith assisted with the bowl’s annual Youth Football Clinic on December 19 and will be recognized by the bowl during today’s game.

“I am looking forward to serve as the Honorary Ambassador for the Makers Wanted Bahamas Bowl this year,” said Smith. “Football has come a long way, and the Makers Wanted Bahamas Bowl is a stepping stone for the growth of the game in the Bahamas. There is so much potential for the game of football to continue to grow in the Bahamas, and the bowl and the youth football clinic encourages more kids to enjoy and partake in the game. The speed and athleticism that Bahamian athletes naturally possess can’t be taught, but the other skills needed in the game can, so they can have opportunities to play the game at higher levels.”

A native of Nassau, Smith went to school at St. Augustine’s College, where he was a multi-sport athlete for The Big Red Machine. He moved to the United States in 1965 at age 15 and attended Denver’s George Washington High School, where he began to play football competitively. He became a three-year starter at defensive end at nearby Colorado College, and he was selected by the American Football Coaches Association (AFCA) as a 1972 College Division I Kodak All-American.



Smith was selected in the 13th round (No. 319 overall) of the 1973 NFL Draft by the Broncos.

The 6-5, 241-pound defensive end played in five games in his rookie season, and he made his first NFL tackle against the Cincinnati Bengals in the 1973 season opener.

In 1974, Smith saw action in 13 games with three starts as he played on the defense alongside a pair of future Broncos Ring of Honor members in Randy Gradishar and Tom Jackson with Lyle Alzado, who would all be cornerstones of the Broncos late-1970s famed Orange Crush units. During that season, he got his first NFL interception.

Smith tore a knee ligament just prior to the 1975 season opener, which effectively ended his pro football career. He officially retired from the NFL before the 1977 season.

Smith was inducted into the Colorado College Athletic Hall of Fame in 2003, and he was also inducted into the Bahamas National Sports Hall of Fame in 2009.

Smith’s son, Alex, followed in his footsteps as he played in the NFL for 11 seasons (2005-15) as a tight end with the Tampa Bay Buccaneers, Philadelphia Eagles, Cleveland Browns, Cincinnati Bengals and Washington Redskins.

The Smiths regularly held summer clinics for local Bahamian football players seeking scholarship opportunities in the United States while Alex was an active NFL player.

## MAKERS WANTED BAHAMAS BOWL RECORD BOOK

Game Date	Score	Attendance	Weather	Players of the Game
Dec. 24, 2014	WKU 49, Central Michigan 48	13,667	Mostly Cloudy, 79°	QB Brandon Doughty, WKU (offense) DE Derik Overstreet, WKU (defense)
Dec. 24, 2015	Western Michigan 45, Middle Tennessee 31	13,123	Mostly Cloudy, 81°	RB Jamauri Bogan, Western Michigan (offense) LB Grant DePalma, Western Michigan (defense)
Dec. 23, 2016	Old Dominion 24, Eastern Michigan 20	13,422	Partly Cloudy, 80°	RB Ray Lawry, Old Dominion (offense) LB TJ Ricks, Old Dominion (defense)
Dec. 22, 2017	Ohio 41, UAB 6	13,585	Partly Cloudy, 82°	RB Dorian Brown, Ohio (offense) S Javon Hagan, Ohio (defense)

### INDIVIDUAL

#### RUSHING

##### Most Rushing Attempts

- 23-Ray Lawry, Old Dominion 2016 (133 yards)
- 19-Jamauri Bogan, Western Michigan 2015 (215 yards)
- 14-Anthony Wales, WKU 2014 (95 yards)
- 13-Leon Allen, WKU 2014 (52 yards)
- 13-Blake Banham, Eastern Michigan 2016 (63 yards)
- 13=Spencer Brown, UAB 2017 (37 yards)

##### Most Rushing Yards

- 215-Jamauri Bogan, Western Michigan 2015 (19 attempts)
- 152-Dorian Brown, Ohio 2017 (12 attempts)
- 133-Ray Lawry, Old Dominion 2016 (23 attempts)
- 95-Anthony Wales, WKU 2014 (14 attempts)
- 63-Blake Banham, Eastern Michigan (13 attempts)

##### Most Rushing Yards in a Half

- 152-Jamauri Bogan, Western Michigan 2015 (17 attempts, second half)

##### Most Rushing Yards - Quarterback

- 31-A.J. Erdely, UAB 2017 (5 attempts)
- 30-Nathan Rourke, Ohio (3 attempts)
- 28-Brogan Roback, Eastern Michigan 2016 (6 attempts)
- 26-Cooper Rush, Central Michigan 2014 (8 attempts)
- 22-Brent Stockstill, Middle Tennessee 2015 (9 attempts)

##### Highest Rushing Yard Average Per Attempt (min. 10 attempts)

- 12.7-Dorian Brown, Ohio 2017 (12 for 152)
- 11.3-Jamauri Bogan, Western Michigan 2015 (19 for 215)
- 6.8-Anthony Wales, WKU 2014 (14 for 95)
- 5.8-Ray Lawry, Old Dominion 2016 (23 for 133)
- 4.8-Blake Banham, Eastern Michigan 2016 (13 for 63)

##### Most Touchdowns Rushing

- 4-Jamauri Bogan, Western Michigan 2015
- 4-Dorian Brown, Ohio, 2017
- 1-Leon Allen, WKU 2014
- 1-Anthony Wales, WKU 2014
- 1-Richie James, Middle Tennessee 2015

#### PASSING

##### Most Pass Attempts

- 46-Brogan Roback, Eastern Michigan 2016 (26-46-1, 300 yards, 2 TD)
- 45-Cooper Rush, Central Michigan 2014 (28-45-1, 493 yards, 7 TD)
- 45-A.J. Erdely, UAB (24-45-0, 254 yards, 0 TD)
- 42-Brandon Doughty, WKU 2014 (31-42-0, 486 yards, 5 TD)
- 39-Brent Stockstill, Middle Tennessee 2015 (26-39-1, 327 yards, 3 TD)

##### Most Pass Attempts without an Interception

- 45-A.J. Erdely, UAB 2017

##### Most Pass Completions

- 31-Brandon Doughty, WKU 2014 (31-42-0, 486 yards, 5 TD)
- 28-Cooper Rush, Central Michigan 2014 (28-45-1, 493 yards, 7 TD)
- 26-Brent Stockstill, Middle Tennessee 2015 (26-39-1, 327 yards, 3 TD)
- 26-Brogan Roback, Eastern Michigan 2016 (26-46-1, 300 yards, 2 TD)
- 24-A.J. Erdely, UAB 2017 (24-45-0, 254 yards, 0 TD)

##### Most Consecutive Completions

- 7-Brandon Doughty, WKU 2014
- 7-Brent Stockstill, Middle Tennessee 2015

##### Most Passing Yards

- 493-Cooper Rush, Central Michigan 2014 (28-45-1, 7 TD)
- 486-Brandon Doughty, WKU 2014 (31-42-0, 5 TD)
- 327-Brent Stockstill, Middle Tennessee 2015 (26-39-1, 3 TD)
- 300-Brogan Roback, Eastern Michigan 2016 (26-46-1, 2 TD)
- 297-Zach Terrell, Western Michigan 2015 (18-26-1, 2 TD)

##### Most Passing Yards in a Half

- 350-Brandon Doughty, WKU 2014 (22-30-0, 5 TD; first half)

##### Most Passing Yards in a Quarter

- 255-Cooper Rush, Central Michigan 2014 (13-17-0, 5 TD, fourth quarter) - *NCAA bowl record*

##### Most Touchdown Passes

- 7-Cooper Rush, Central Michigan 2014 - *NCAA bowl record*
- 5-Brandon Doughty, WKU 2014
- 3-Brent Stockstill, Middle Tennessee 2015
- 3-David Washington, Old Dominion 2016
- 2-Zach Terrell, Western Michigan 2015
- 2-Brogan Roback, Eastern Michigan 2016
- 2-Nathan Rourke, Ohio, 2017

##### Highest Completion Percentage (minimum 20 attempts)

- 73.8-Brandon Doughty, WKU 2014 (31 of 42)
- 69.2-Zach Terrell, Western Michigan 2015 (18 of 26)
- 66.7-Brent Stockstill, Middle Tennessee 2015 (26 of 39)
- 62.2-Cooper Rush, Central Michigan 2014 (28 of 45)
- 56.5-Brogan Roback, Eastern Michigan 2016 (26 of 46)

##### Most Interceptions

- 1-Cooper Rush, Central Michigan 2014
- 1-Brent Stockstill, Middle Tennessee 2015
- 1-Zach Terrell, Western Michigan 2015
- 1-Brogan Roback, Eastern Michigan 2016
- 1-David Washington, Old Dominion 2016

#### RECEIVING

##### Most Receptions

- 8-Corey Davis, Western Michigan 2015 (183 yards, 1 TD)
- 8-Richie James, Middle Tennessee 2015 (126 yards, 2 TD)
- 7-Dieuly Aristilde, Eastern Michigan 2016 (80 yards, 0 TD)
- 6-Titus Davis, Central Michigan 2014 (137 yards, 4 TD)
- 6-Eddie Daugherty, Eastern Michigan 2016 (72 yards, 0 TD)
- 6-Andre Wilson, UAB 2017 (56 yards, 0 TD)
- 6-Andrew Meyer, Ohio 2017 (50 yards, 0 TD)

##### Most Receiving Yards

- 183-Corey Davis, Western Michigan 2015 (8 receptions, 1 TD)
- 155-Willie McNeal, WKU 2014 (5 receptions, 1 TD)
- 137-Titus Davis, Central Michigan 2014 (6 receptions, 4 TD)
- 126-Richie James, Middle Tennessee 2015 (8 receptions, 2 TD)
- 109-Jesse Kroll, Central Michigan 2014 (4 receptions, 0 TD)

##### Most Receiving Yards in a Half

- 184-Corey Davis, Western Michigan 2015 (7 receptions, first half)

##### Most Touchdowns Receiving

- 4-Titus Davis, Central Michigan 2014 (6 receptions, 137 yards) - *tied NCAA bowl record*
- 2-Richie James, Middle Tennessee 2015 (8 receptions, 126 yards)
- 2-Courtney Williams, Central Michigan 2014 (3 receptions, 70 yards)

##### Highest Average Per Reception (minimum 3 receptions)

- 31.0-Willie McNeal, WKU 2014 (5 receptions, 155 yards)
- 27.3-Jesse Kroll, Central Michigan 2014 (4 receptions, 109 yards)
- 26.5-Papi White, Ohio 2017 (4 receptions, 106 yards)
- 23.3-Courtney Williams, Central Michigan 2014 (3 receptions, 70 yards)
- 22.9-Corey Davis, Western Michigan 2015 (8 receptions, 183 yards)

#### TOTAL OFFENSE

##### Most Plays

- 53-Cooper Rush, Central Michigan 2014 (8 rushes, 45 passes)
- 52-Brogan Roback, Eastern Michigan 2016 (6 rushes, 46 passes)
- 50-A.J. Erdely, UAB 2017 (5 rushes, 45 passes)
- 48-Brent Stockstill, Middle Tennessee 2015 (9 rushes, 39 passes)
- 44-Brandon Doughty, WKU 2014 (2 rushes, 42 passes)

## MAKERS WANTED BAHAMAS BOWL RECORD BOOK

**Most Total Yards**

519-Cooper Rush, Central Michigan 2014 (26 rushing, 493 passing)  
 490-Brandon Doughty, WKU 2014 (4 rushing, 486 passing)  
 349-Brent Stockstill, Middle Tennessee 2015 (22 rushing, 327 passing)  
 328-Brogan Roback, Eastern Michigan 2016 (28 rushing, 300 passing)  
 301-Zach Terrell, Western Michigan 2015 (4 rushing, 297 passing)

**Highest Average Per Play (minimum 40 plays)**

11.1-Brandon Doughty, WKU 2014 (44 plays, 490 yards)  
 9.8-Cooper Rush, Central Michigan 2014 (53 plays, 519 yards)  
 7.3-Brent Stockstill, Middle Tennessee 2015 (48 plays, 349 yards)  
 6.3-Brogan Roback, Eastern Michigan 2016 (52 plays, 328 yards)  
 5.7-A.J. Erdely, UAB 2017 (50 plays, 285 yards)

**Most Touchdowns Responsible For (TDs scored and passed for)**

7-Cooper Rush, Central Michigan 2014 (7 pass) - *tied NCAA bowl record*  
 5-Brandon Doughty, WKU 2014 (5 pass)  
 4-Titus Davis, Central Michigan 2014 (4 receiving)  
 4-Jamauri Bogan, Western Michigan 2015 (4 rush)  
 4-Dorian Brown, Ohio 2017 (4 rush)

**Most Points Responsible For (Points scored and passed for)**

42-Cooper Rush, Central Michigan 2014 (7 passing TD) - *tied NCAA bowl record*  
 30-Brandon Doughty, WKU 2014 (5 passing TD)  
 24-Titus Davis, Central Michigan 2014 (4 receiving TD)  
 24-Jamauri Bogan, Western Michigan 2015 (4 rushing TD)  
 24-Dorian Brown, Ohio 2017 (4 rushing TD)

**ALL-PURPOSE YARDS (Yards from rushing, receiving & runbacks)****Most Plays**

25-Ray Lawry, Old Dominion 2016 (23 rushing, 2 receiving)  
 19-Jamauri Bogan, Western Michigan 2015 (19 rushing)  
 18-Leon Allen, WKU 2014 (13 rushing, 5 receiving)  
 16-Blake Banham, Eastern Michigan 2016 (13 rushing, 2 receiving, 1 punt return)  
 15-Anthony Wales, WKU 2014 (14 rushing, 1 receiving)

**Most All-Purpose Yards**

215-Jamauri Bogan, Western Michigan 2015 (215 rushing)  
 187-Richie James, Middle Tennessee 2015 (61 rushing, 126 receiving)  
 183-Corey Davis, Western Michigan 2015 (183 receiving)  
 175-Willie McNeal, WKU 2014 (155 receiving, 20 kickoff return)  
 165-Andre Wilson, UAB 2017 (58 receiving, 5 punt return, 102 kickoff return)

**Highest Average Per Play (minimum 10 plays)**

18.7-Richie James, Middle Tennessee 2015 (187 yards, 10 plays)  
 15.0-Andre Wilson, UAB 2017 (165 yards, 11 plays)  
 11.3-Jamauri Bogan, Western Michigan 2015 (215 yards, 19 plays)  
 7.1-Anthony Wales, WKU 2014 (107 yards, 15 plays)  
 5.8-Ray Lawry, Old Dominion 2016 (147 yards, 25 plays)

**TANDEM YARDS (Yardage from rushing and receiving)****Most Plays**

25-Ray Lawry, Old Dominion 2016 (133 rushing yards, 14 receiving yards)  
 19-Jamauri Bogan, Western Michigan 2015 (215 rushing yards)  
 18-Leon Allen, WKU 2014 (52 rushing yards, 45 receiving yards)  
 15-Anthony Wales, WKU 2014 (95 rushing yards, 12 receiving yards)  
 15-Blake Banham, Eastern Michigan 2016 (63 rushing yards, 18 receiving yards)

**Most Tandem Yards**

215-Jamauri Bogan, Western Michigan 2015 (19 rushing)  
 187-Richie James, Middle Tennessee 2015 (2 rushing, 8 receiving)  
 183-Corey Davis, Western Michigan 2015 (8 receiving)  
 152-Dorian Brown, Ohio 2017 (12 rushing)  
 147-Ray Lawry, Old Dominion 2016 (23 rushing, 2 receiving)

**Highest Average Per Play (minimum 10 plays)**

18.7-Richie James, Middle Tennessee 2015 (10 plays, 187 yards)  
 12.7-Dorian Brown, Ohio 2017 (12 plays, 152 yards)  
 11.3-Jamauri Bogan, Western Michigan 2015 (19 plays, 215 yards)  
 7.1-Anthony Wales, WKU 2014 (15 plays, 107 yards)  
 5.8-Ray Lawry, Old Dominion 2016 (25 plays, 147 yards)

**SCORING****Most Points Scored - Non-Kicker**

24-Titus Davis, Central Michigan 2014 (4 receiving TD)  
 24-Jamauri Bogan, Western Michigan 2015 (4 rushing TD)  
 24-Dorian Brown, Ohio 2017 (4 rushing TD)  
 18-Richie James, Middle Tennessee 2015 (1 rushing TD, 2 receiving TD)  
 12-Courtney Williams, Central Michigan 2014 (2 receiving TD)

**Most Points - Kicker**

9-Andrew Haldeman, Western Michigan 2015 (1 FG, 6 PAT)  
 8-Paul Fricano, Eastern Michigan 2016 (2 FG, 2 PAT)  
 7-Cody Clark, Middle Tennessee 2015 (1 FG, 4 PAT)  
 6-Brian Eavey, Central Michigan 2014 (6 PAT)  
 6-Garrett Schwettman, WKU 2014 (6 PAT)  
 6-Brad Davis, Old Dominion 2016 (1 FG, 3 PAT)  
 6-Nick Vogel, UAB 2017 (2 FG)

**Most Points Rushing**

24-Jamauri Bogan, Western Michigan 2015  
 24-Dorian Brown, Ohio 2017  
 6-Leon Allen, WKU 2014  
 6-Anthony Wales, WKU 2014  
 6-Richie James, Middle Tennessee 2015

**Most Points Receiving**

24-Titus Davis, Central Michigan 2014  
 12-Courtney Williams, Central Michigan 2014  
 12-Richie James, Middle Tennessee 2015

**Most Touchdowns**

4-Titus Davis, Central Michigan 2014 (4 receiving TD)  
 4-Jamauri Bogan, Western Michigan 2015 (4 rushing TD)  
 4-Dorian Brown, Ohio 2017 (4 rushing TD)  
 3-Richie James, Middle Tennessee 2015 (1 rushing TD, 2 receiving TD)  
 2-Courtney Williams, Central Michigan 2014 (2 receiving TD)

**FIELD GOALS/EXTRA POINTS****Most Field Goals**

2-Paul Fricano, Eastern Michigan 2016 (24 yards, 19 yards)  
 2-Nick Vogel, UAB 2017 (34 yards, 25 yards)  
 1-Cody Clark, Middle Tennessee 2015 (23 yards)  
 1-Andrew Haldeman, Western Michigan 2015 (47 yards)  
 1-Brad Davis, Old Dominion 2016 (34 yards)

**Most Field Goal Attempts**

3-Nick Vogel, UAB 2017 (47, blocked; 34, good; 25, good)  
 2-Andrew Haldeman, Western Michigan 2015 (30, miss; 47, good)  
 2-Paul Fricano, Eastern Michigan 2016 (24, good; 19, good)  
 1-Garrett Schwettman, WKU 2014 (36, miss)  
 1-Cody Clark, Middle Tennessee 2015 (23, good)  
 1-Brad Davis, Old Dominion 2016 (34, good)

**Longest Field Goal**

47-Andrew Haldeman, Western Michigan 2015  
 34-Brad Davis, Old Dominion 2016  
 34-Nick Vogel, UAB 2017  
 24-Paul Fricano, Eastern Michigan 2016  
 23-Cody Clark, Middle Tennessee 2015

**Longest Field Goal Attempt**

47-Andrew Haldeman, Western Michigan 2015 (made)  
 47-Nick Vogel, UAB 2017 (blocked)  
 36-Garrett Schwettman, WKU 2014 (missed)  
 34-Brad Davis, Old Dominion 2016 (made)  
 34-Nick Vogel, UAB 2017 (made)

**Most Extra-Point Kick Attempts**

6-Brian Eavey, Central Michigan 2014 (6 made)  
 6-Garrett Schwettman, WKU 2014 (6 made)  
 6-Andrew Haldeman, Western Michigan 2015 (6 made)  
 6-Louie Zervos, Ohio 2017 (5 made)  
 4-Cody Clark, Middle Tennessee 2015 (4 made)

**Most Extra Point Kicks Made**

6-Brian Eavey, Central Michigan 2014 (6 attempts)  
 6-Garrett Schwettman, WKU 2014 (6 attempts)  
 6-Andrew Haldeman, Western Michigan 2015 (6 attempts)  
 5-Louie Zervos, Ohio 2017 (6 attempts)  
 4-Cody Clark, Middle Tennessee 2015 (4 attempts)

**Most Two-Point Conversions**

Has not occurred

**Most Two-Point Conversion Attempts**

1-Cooper Rush, Central Michigan 2014 (pass attempt failed)

**PUNTING****Most Punts**

5-Matt Bonadies, Middle Tennessee 2015 (224 yards, 44.8 average)  
 5-Joel Dixon, UAB 2017 (209 yards, 41.8 average)

## MAKERS WANTED BAHAMAS BOWL RECORD BOOK

4-Ron Coluzzi, Central Michigan 2014 (77 yards, 19.2 average)  
 4-J. Schroeder, Western Michigan 2015 (122 yards, 30.5 average)  
 4-Bailey Cate, Old Dominion 2016 (158 yards, 39.5 average)  
 4-Michael Farkas, Ohio 2017 (173 yards, 43.2 average)

**Longest Punt**

54-Michael Farkas, Ohio 2017  
 52-Matt Bonadies, Middle Tennessee 2015  
 50-Joel Dixon, UAB 2017  
 48-Matt Bonadies, Middle Tennessee 2015  
 48-Austin Barnes, Eastern Michigan 2016

**Highest Punting Average (minimum 3 punts)**

44.8-Matt Bonadies, Middle Tennessee 2015 (5 punts, 224 yards)  
 43.2-Michael Farkas, Ohio 2017 (4 punts, 173 yards)  
 41.8-Joel Dixon, UAB 2017 (5 punts, 209 yards)  
 39.5-Bailey Cate, Old Dominion 2016 (4 punts, 158 yards)  
 38.3-Austin Barnes, Eastern Michigan 2016 (3 punts, 115 yards)

**PUNT RETURNS****Most Punt Returns**

2-Ed Batties, Middle Tennessee 2015 (5 yards)  
 1-Daniel Braverman, Western Michigan 2015 (4 yards)  
 1-Blake Banham, Eastern Michigan 2016 (0 yards)  
 1-Kylan Nelson, Ohio 2017 (34 yards)  
 1-Papi White, Ohio 2017 (23 yards)  
 1-Andre Wilson, UAB 2017 (5 yards)

**Most Punt Return Yards**

34-Kylan Nelson, Ohio 2017 (1 return)  
 23-Papi White, Ohio 2017 (1 return)  
 5-Ed Batties, Middle Tennessee 2015 (2 returns)  
 5-Andre Wilson, UAB 2017 (1 return)  
 4-Daniel Braverman, Western Michigan 2015 (1 return)

**Highest Punt Return Average (minimum 2 returns)**

2.5-Ed Batties, Middle Tennessee 2015 (2 returns, 5 yards)

**Punt Returns for Touchdown**

Has not occurred

**KICK RETURNS****Most Kickoff Returns**

5-Jaron Johnson, Eastern Michigan 2016 (89 yards)  
 4-Darius Phillips, Western Michigan 2015 (88 yards)  
 4-Andre Wilson, UAB 2017 (102 yards)  
 3-Zach Pascal, Old Dominion 2016 (78 yards)  
 2-Ed Batties, Middle Tennessee 2015 (56 yards)  
 2-Amari Coleman, Central Michigan 2014 (33 yards)  
 2-Courtney Williams, Central Michigan 2014 (28 yards)  
 2-Demetrius Davis, UAB 2017 (19 yards)

**Most Kickoff Return Yards**

102-Andre Wilson, UAB 2017 (4 returns)  
 89-Jaron Johnson, Eastern Michigan 2016 (5 returns)  
 88-Darius Phillips, Western Michigan 2015 (4 returns)  
 78-Zach Pascal, Old Dominion 2016 (3 returns)  
 56-Ed Batties, Middle Tennessee 2015 (2 returns)

**Highest Kickoff Return Average (minimum 2 returns)**

28.0-Ed Batties, Middle Tennessee 2015 (2 returns, 56 yards)  
 26.0-Zach Pascal, Old Dominion 2016 (3 returns, 78 yards)  
 25.5-Andre Wilson, UAB 2017 (4 returns, 102 yards)  
 22.0-Darius Phillips, Western Michigan 2015 (4 returns, 88 yards)  
 17.8-Jaron Johnson, Eastern Michigan 2016 (5 returns, 89 yards)

**Kickoff Returns for Touchdown**

Has not occurred

**LONGEST PLAYS****Longest Rush**

74t-Dorian Brown, Ohio 2017  
 62t-Jamauri Bogan, Western Michigan 2015  
 61l-Jamauri Bogan, Western Michigan 2015  
 46t-Jamauri Bogan, Western Michigan 2015  
 46t-Richie James, Middle Tennessee 2015

**Longest Rushing Touchdown**

74t-Dorian Brown, Ohio 2017  
 62t-Jamauri Bogan, Western Michigan 2015  
 46t-Jamauri Bogan, Western Michigan 2015

46t-Richie James, Middle Tennessee 2015  
 25t-Dorian Brown, UAB 2017

**Longest Pass**

80t-Zach Terrell to Corey Davis, Western Michigan 2015  
 75t-Cooper Rush to Jesse Kroll (47 yards), lateral to Deon Butler (11 yards), lateral to Courtney Williams (2 yards) and lateral to Titus Davis (15 yards), Central Michigan 2014

68t-Zach Terrell to Daniel Braverman, Western Michigan 2015

56t-Nathan Rourke to Papi White, Ohio 2017

55t-Brandon Doughty to Willie McNeal, WKU 2014

**Longest Passing Touchdown**

80t-Zach Terrell to Corey Davis, Western Michigan 2015  
 75t-Cooper Rush to Jesse Kroll (47 yards), lateral to Deon Butler (11 yards), lateral to Courtney Williams (2 yards) and lateral to Titus Davis (15 yards), Central Michigan 2014

68t-Zach Terrell to Daniel Braverman, Western Michigan 2015

56t-Nathan Rourke to Papi White, Ohio 2017

55t-Brandon Doughty to Willie McNeal, WKU 2014

**Longest Punt Returns**

34-Kylan Nelson, Ohio 2017

23-Papi White, Ohio 2017

5-Ed Batties, Middle Tennessee 2015

5-Andre Wilson, UAB 2017

4-Daniel Braverman, Western Michigan 2015

**Longest Kickoff Returns**

45-Andre Wilson, UAB 2017

32-Ed Batties, Middle Tennessee 2015

29-Darius Phillips, Western Michigan 2015

29-Zach Pascal, Old Dominion 2016

28-Darius Phillips, Western Michigan 2015

**Longest Interception Returns**

29-Rontavious Atkins, Western Michigan 2015

27-Vince Calhoun, Eastern Michigan 2016

16-Cam Thomas, WKU 2014

**Longest Fumble Returns**

27-Tony Annese, Central Michigan 2014

1-Darius Phillips, Western Michigan 2015

**DEFENSE****Most Total Tackles**

12-Grant DePalma (LB), Western Michigan 2015  
 11-Jamez Brickhouse (CB), Old Dominion 2016  
 11-Christian Byrum (S), Old Dominion 2016  
 10-Justin Cherocci (LB), Central Michigan 2014  
 9-Tony Annese (S), Central Michigan 2014  
 9-Anthony Wilson (LB), Old Dominion 2016  
 9-Javon Hagan (S), Ohio 2017

**Most Solo Tackles**

8-Jamez Brickhouse (CB), Old Dominion 2016  
 6-Javon Hagan (S), Ohio 2017  
 5-Daeshawn Bertram (LB), WKU 2014  
 5-Rontavious Atkins (S), Western Michigan 2015  
 5-Grant DePalma (LB), Western Michigan 2015  
 5-Jamarcus Howard (CB), Middle Tennessee 2015  
 5-Anthony Wilson (LB), Old Dominion 2016

**Most Assisted Tackles**

8-Christian Byrum (S), Old Dominion 2016  
 7-Grant DePalma (LB), Western Michigan 2015  
 6-Tony Annese (S), Central Michigan 2014  
 6-Justin Cherocci (LB), Central Michigan 2014  
 6-Branden Leston (S), WKU 2014  
 6-Anthony Rush (DT), UAB 2017

**Most Tackles for Loss**

2.5-Derik Overstreet (DE), WKU 2014 (-14 yards)  
 2-Cleveland Smith (DT), Western Michigan 2015 (-2 yards)  
 2-Pat O'Connor (DE), Eastern Michigan 2016 (-4 yards)  
 2-Chad Moore (LB), Ohio 2017 (-3 yards)  
 1.5-Dejon Brown (LB), WKU 2014 (-4 yards)  
 1.5-Gavin Rocker (DE), WKU 2014 (-4 yards)  
 1.5-Keion Adams (DE), Western Michigan 2015 (-10 yards)

**Most Quarterback Sacks**

2-Derik Overstreet (DE), WKU 2014 (-13 yards)

## MAKERS WANTED BAHAMAS BOWL RECORD BOOK

1-Six players

**Most Pass Breakups**

4-Wonderful Terry (CB), WKU 2014  
 2-Ronald Zamort (CB), Western Michigan 2015  
 2-Javon Hagan (S), Ohio 2017  
 2-Jalen Fox (CB), Ohio 2017  
 2-Duke Culver (S), UAB 2017

**Most Interceptions**

1-Cam Thomas (CB), WKU 2014 (16 yards)  
 1-Justin Akins (DE), Middle Tennessee 2015 (0 yards)  
 1-Rontavious Atkins (S), Western Michigan 2015 (29 yards)  
 1-Vince Calhoun (S) Eastern Michigan 2016 (27 yards)  
 1-Denzel Williams (S), Old Dominion 2016 (0 yards)

**Interceptions Returned for Touchdown**

Has not occurred

**Most Fumbles Forced**

1-Joe Ostman (DE), Central Michigan 2014  
 1-Tanner Reaves (DE), WKU 2014  
 1-Darius Phillips (CB), Western Michigan 2015  
 1-DJ Sanders (LB), Middle Tennessee 2015  
 1-Javon Hagan (S), Ohio 2017  
 1-Thomas Johnston (LB), UAB 2017  
 1-Darryl Waters (DE), UAB 2017

**Most Fumbles Recovered**

1-Tony Annese (S), Central Michigan 2014 (27 yards)  
 1-Justin Cherocci (LB), Central Michigan 2014 (0 yards)  
 1-Darius Phillips (CB), Western Michigan 2015 (1 yard)

**Fumbles Returned for Touchdown**

Has not occurred

**HALFTIME****Most Yards Rushing**

79-Dorian Brown, Ohio 2017 (4 attempts)

**Most Yards Passing**

305-Brandon Doughty, WKU 2014 (22-28-0, 5 TD)

**Most Pass Completions**

22-Brandon Doughty, WKU 2014 (28 attempts)

**Most Pass Receptions**

7-Corey Davis, Western Michigan 2015 (184 yards)

**Most Yards Receiving**

184-Corey Davis, Western Michigan 2015 (7 receptions)

**Most Total Offense Yards**

353-Brandon Doughty, WKU 2014 (3 rushing, 350 passing)

**MILESTONE GAMES****100-Yard Rushing Games**

215-Jamauri Bogan, Western Michigan 2015 (19 attempts, 4 TD)  
 152-Dorian Brown, Ohio 2017 (12 attempts, 4 TD)  
 133-Ray Lawry, Old Dominion 2016 (23 attempts, 0 TD)

**100-Yard Receiving Games**

183-Corey Davis, Western Michigan 2015 (8 receptions, 1 TD)  
 155-Willie McNeal, WKU 2014 (5 receptions, 1 TD)  
 137-Titus Davis, Central Michigan 2014 (4 receptions, 4 TD)  
 126-Richie James, Middle Tennessee 2015 (8 receptions, 2 TD)  
 109-Jesse Kroll, Central Michigan 2014 (4 receptions, 0 TD)  
 106-Papi White, Ohio 2017 (4 receptions, 1 TD)  
 101-Daniel Braverman, Western Michigan 2015 (5 receptions, 1 TD)

**300-Yard Passing Games**

493-Cooper Rush, Central Michigan 2014 (28-45-1, 7 TD)  
 486-Brandon Doughty, WKU 2014 (31-42-0, 5 TD)  
 327-Brent Stockstill, Middle Tennessee 2015 (26-39-1, 3 TD)  
 300-Brogan Roback, Eastern Michigan 2016 (26-46-1, 2 TD)

**TEAM****SCORING****Most Points Scored**

49-WKU 2014  
 48-Central Michigan 2014  
 45-Western Michigan 2015  
 41-Ohio 2017

31-Middle Tennessee 2015

**Most Points Scored - Half**

42-WKU 2014 (first half)  
 34-Central Michigan 2014 (second half)  
 28-Western Michigan 2015 (second half)

**Most Points Scored - 1st Quarter**

21-WKU 2014  
 17-Middle Tennessee 2015  
 17-Western Michigan 2015

**Most Points Scored - 2nd Quarter**

21-WKU 2014  
 14-Ohio 2017

**Most Points Scored - 3rd Quarter**

17-Eastern Michigan 2016  
 14-Ohio 2017

**Most Points Scored - 4th Quarter**

34-Central Michigan 2014  
 21-Western Michigan 2015

**Most Consecutive Points Scored**

34-Central Michigan 2014 (11:37-0:00 4th quarter)  
 21-Western Michigan 2015 (8:07 1st quarter-10:03 2nd quarter)  
 21-Western Michigan 2015 (0:41 2nd quarter-8:55 3rd quarter)

**Most Touchdowns**

7-WKU 2014  
 7-Central Michigan 2014  
 6-Western Michigan 2015  
 6-Ohio 2017  
 4-Middle Tennessee 2015

**Largest Deficit Overcome to Win**

7-Western Michigan 2015 (0-7, 7-14, 10-17; all first quarter)

**FIRST DOWNS****Most First Downs**

30-WKU 2014  
 28-Central Michigan 2014  
 28-Eastern Michigan 2016  
 24-Ohio 2017  
 20-Old Dominion 2016  
 20-UAB 2017

**Most Rushing First Downs**

13-Old Dominion 2016  
 11-Ohio 2017  
 10-Western Michigan 2015  
 8-Eastern Michigan 2016  
 7-Middle Tennessee 2015

**Most Passing First Downs**

22-WKU 2014  
 20-Central Michigan 2014  
 16-Eastern Michigan 2016  
 11-Middle Tennessee 2015  
 11-UAB 2017

**Most First Downs by Penalty**

4-Eastern Michigan 2016  
 4-Ohio 2017  
 4-UAB 2017  
 2-Central Michigan 2014  
 2-WKU 2014

**RUSHING****Most Attempts**

41-Western Michigan 2015  
 39-Old Dominion 2016  
 38-Eastern Michigan 2016  
 32-WKU 2014  
 32-Ohio 2017

**Most Net Rushing Yards**

282-Western Michigan 2015  
 249-Ohio 2017  
 206-Old Dominion 2016  
 170-Eastern Michigan 2016  
 161-WKU 2014



## MAKERS WANTED BAHAMAS BOWL RECORD BOOK

**Most Rushing Yards in a Half**

183-Western Michigan 2015 (second half)  
 145-Ohio 2017 (first half)  
 121-Old Dominion (second half)  
 114-Eastern Michigan (second half)  
 104-Ohio 2017 (second half)

**Highest Average Per Rush**

7.8-Ohio 2017 (32 for 249)  
 6.9-Western Michigan 2015 (41 for 282)  
 5.3-Old Dominion 2016 (39 for 206)  
 5.0-WKU 2014 (32 for 161)  
 4.5-Eastern Michigan 2016 (38 for 170)

**Most Touchdowns Rushing**

4-Western Michigan 2015  
 4-Ohio 2017  
 2-WKU 2014  
 1-Middle Tennessee 2015

**PASSING/RECEIVING****Most Pass Attempts**

47-Eastern Michigan 2016  
 45-Central Michigan 2014  
 45-UAB 2017  
 42-WKU 2014

39-Middle Tennessee 2015

**Most Pass Completions**

31-WKU 2014  
 28-Central Michigan 2014  
 26-Middle Tennessee 2015  
 26-Eastern Michigan 2016  
 24-UAB 2017

**Most Net Passing Yards**

493-Central Michigan 2014  
 486-WKU 2014  
 331-Western Michigan 2015  
 327-Middle Tennessee 2015  
 300-Eastern Michigan 2016

**Most Net Passing Yards in a Half**

350-WKU 2014 (first half)  
 291-Central Michigan 2014 (second half)  
 233-Western Michigan 2015 (first half)  
 203-Central Michigan 2014 (first half)  
 198-Middle Tennessee 2015 (first half)

**Most Touchdown Passes**

7-Central Michigan 2014 - *NCAA bowl record*  
 5-WKU 2014  
 3-Middle Tennessee 2015  
 3-Old Dominion 2016  
 2-Western Michigan 2015  
 2-Eastern Michigan 2016  
 2-Ohio 2017

**Highest Completion Percentage (minimum 20 attempts)**

73.8-WKU 2014 (31 of 42)  
 70.4-Western Michigan 2015 (19 of 27)  
 66.7-Middle Tennessee 2015 (26 of 39)  
 63.6-Ohio 2017 (14 of 22)  
 62.2-Central Michigan 2014 (28 of 45)

**Highest Average Per Attempt**

12.3-Western Michigan 2015 (27 for 331)  
 11.6-WKU 2014 (42 for 486)  
 11.0-Central Michigan 2014 (45 for 493)  
 9.5-Ohio 2017 (22 for 210)  
 9.4-Old Dominion 2016 (20 for 188)

**Highest Average Per Completion**

17.6-Central Michigan 2014 (28 for 493)  
 17.4-Western Michigan 2015 (19 for 331)  
 17.1-Old Dominion 2016 (11 for 188)  
 15.7-WKU 2014 (31 for 486)  
 15.0-Ohio 2017 (14 for 210)

**Most Interceptions**

1-Central Michigan 2014  
 1-Middle Tennessee 2015

1-Western Michigan 2015  
 1-Eastern Michigan 2016  
 1-Old Dominion 2016

**TOTAL OFFENSE****Most Plays**

85-Eastern Michigan 2016  
 74-Central Michigan 2014  
 74-WKU 2014  
 70-UAB 2017  
 68-Western Michigan 2015

**Most Total Yards**

647-WKU 2014  
 613-Western Michigan 2015  
 607-Central Michigan 2014  
 470-Eastern Michigan 2016  
 459-Ohio 2017

**Highest Average Per Play**

9.0-Western Michigan 2015 (68 for 613)  
 8.7-WKU 2014 (74 for 647)  
 8.5-Ohio 2017 (54 for 459)  
 8.2-Central Michigan 2014 (74 for 607)  
 6.8-Middle Tennessee 2015 (65 for 442)

**FUMBLES****Most Fumbles**

3-WKU 2014  
 2-Western Michigan 2015  
 2-Ohio 2017  
 1-Central Michigan 2014  
 1-Middle Tennessee 2015  
 1-UAB 2017

**Most Fumbles Lost**

2-WKU 2014  
 1-Middle Tennessee 2015

**PENALTIES****Most Penalties**

9-WKU 2014  
 9-Western Michigan 2015  
 8-Central Michigan 2014  
 8-UAB 2017  
 6-Ohio 2017

**Most Penalty Yards**

105-WKU 2014  
 77-Central Michigan 2014  
 70-Ohio 2017  
 65-Old Dominion 2016  
 62-Western Michigan 2015

**PUNTING****Most Punts**

5-Middle Tennessee 2015  
 5-UAB 2017  
 4-Central Michigan 2014  
 4-Western Michigan 2015  
 4-Old Dominion 2016  
 4-Ohio 2017

**Most Punting Yards**

224-Middle Tennessee 2015  
 209-UAB 2017  
 173-Ohio 2017  
 158-Old Dominion 2016  
 122-Western Michigan 2015  
**Highest Punting Average**  
 44.8-Middle Tennessee 2015 (5 for 224)  
 43.2-Ohio 2017 (4 for 173)  
 41.8-UAB 2017 (5 for 209)  
 39.5-Old Dominion 2016 (4 for 158)  
 38.3-Eastern Michigan 2016 (3 for 115)

**Highest Net Punting Average**

40.0-Middle Tennessee 2015

## MAKERS WANTED BAHAMAS BOWL RECORD BOOK

39.5-Old Dominion 2016  
 37.0-Ohio 2017  
 31.7-Eastern Michigan 2016  
 30.4-UAB 2017

**Most Punts Inside the 20**

2-Middle Tennessee 2015  
 2-Eastern Michigan 2016  
 2-Old Dominion 2016  
 1-Western Michigan 2015  
 1-Ohio 2017

**PUNT RETURNS****Most Punt Returns**

2-Middle Tennessee 2015  
 2-Ohio 2017  
 1-Western Michigan 2015  
 1-Eastern Michigan 2016  
 1-UAB 2017

**Most Punt Return Yards**

57-Ohio 2017  
 5-Middle Tennessee 2015  
 5-UAB 2017  
 4-Western Michigan 2015

**Highest Punt Return Average**

28.5-Ohio 2017 (2 for 57 yards)  
 5.0-UAB 2017 (1 for 5 yards)  
 4.0-Western Michigan 2015 (1 for 4 yards)  
 2.5-Middle Tennessee 2015 (2 for 5 yards)

**Punt Returns for Touchdown**

Has not occurred

**KICK RETURNS****Most Kickoff Returns**

6-UAB 2017  
 5-Western Michigan 2015  
 5-Eastern Michigan 2016  
 4-Central Michigan 2014  
 3-Old Dominion 2016

**Most Kickoff Return Yards**

121-UAB 2017  
 111-Western Michigan 2015  
 89-Eastern Michigan 2016  
 78-Old Dominion 2016  
 61-Central Michigan 2014

**Highest Kickoff Return Average**

28.0-Middle Tennessee 2015 (2 for 56)  
 26.0-Old Dominion 2016 (3 for 78)  
 22.2-Western Michigan 2015 (5 for 111)  
 20.2-UAB 2017 (6 for 121)  
 20.0-WKU 2014 (1 for 20)

**Kickoff Returns for Touchdown**

Has not occurred

**INTERCEPTIONS****Most Interceptions**

1-WKU 2014  
 1-Middle Tennessee 2015  
 1-Western Michigan 2015  
 1-Eastern Michigan 2016  
 1-Old Dominion 2016

**Most Interception Return Yards**

29-Western Michigan 2015  
 27-Eastern Michigan 2016  
 16-WKU 2014

**Interceptions Returned for Touchdown**

Has not occurred

**FUMBLES (DEFENSE)****Most Fumbles Forced**

2-UAB 2017  
 1-Central Michigan 2014  
 1-WKU 2014

1-Middle Tennessee 2015  
 1-Western Michigan 2015  
 1-Ohio 2017

**Most Fumbles Recovered**

2-Central Michigan 2014  
 1-Western Michigan 2015

**Most Fumbles Returned**

2-Central Michigan 2014  
 1-Western Michigan 2015

**Most Fumble Return Yardage**

27-Central Michigan 2014  
 1-Western Michigan 2015

**Fumbles Returned for Touchdown**

Has not occurred

**TIME OF POSSESSION****Most Time of Possession**

34:48-Western Michigan 2015  
 32:51-Central Michigan 2014  
 32:30-Eastern Michigan 2016  
 30:26-Ohio 2017  
 29:34-UAB 2017

**THIRD-DOWN CONVERSIONS****Most Third-Down Conversions**

13-Eastern Michigan (20 attempts)  
 8-WKU 2014 (12 attempts)  
 6-Central Michigan 2014 (12 attempts)  
 5-Middle Tennessee 2015 (14 attempts)  
 5-Old Dominion 2016 (11 attempts)

**Most Third-Down Conversion Attempts**

20-Eastern Michigan 2016 (13 made)  
 15-UAB 2017 (3 made)  
 14-Middle Tennessee 2015 (5 made)  
 12-Central Michigan 2014 (6 made)  
 12-WKU 2014 (8 made)  
 12-Western Michigan 2015 (3 made)

**FOURTH-DOWN CONVERSIONS****Most Fourth-Down Conversions**

1-Central Michigan 2014 (2 attempts)  
 1-WKU 2014 (1 attempt)  
 1-Western Michigan 2015 (1 attempt)  
 1-Old Dominion 2016 (1 attempt)

**Most Fourth-Down Conversion Attempts**

2-Central Michigan 2014 (1 made)  
 2-Middle Tennessee 2015 (0 made)  
 2-UAB 2017 (0 made)  
 1-WKU 2014 (1 made)  
 1-Western Michigan 2015 (1 made)  
 1-Eastern Michigan 2016 (0 made)  
 1-Old Dominion 2016 (1 made)  
 1-Ohio 2017 (0 made)

**FIELD GOALS/EXTRA POINTS****Most Field Goals**

2-Eastern Michigan 2016 (2 attempts)  
 2-UAB 2017 (3 attempts)  
 1-Middle Tennessee 2015 (1 attempt)  
 1-Western Michigan 2015 (2 attempts)  
 1-Old Dominion 2016 (1 attempt)

**Most Field Goal Attempts**

3-UAB 2017 (2 made)  
 2-Western Michigan 2015 (1 made)  
 2-Eastern Michigan 2016 (2 made)  
 1-WKU 2014 (0 made)  
 1-Middle Tennessee 2015 (1 made)  
 1-Old Dominion 2016 (1 attempt)

**Most Extra-Point Kick Attempts**

7-WKU 2014 (7 made)  
 6-Central Michigan 2014 (6 made)  
 6-Western Michigan 2015 (6 made)

## MAKERS WANTED BAHAMAS BOWL RECORD BOOK

6-Ohio 2017 (5 made)  
 4-Middle Tennessee 2015 (4 made)  
**Most Extra-Point Kicks Made**  
 7-WKU 2014 (7 attempts)  
 6-Central Michigan 2014 (6 attempts)  
 6-Western Michigan 2015 (6 attempts)  
 5-Ohio 2017 (6 attempts)  
 4-Middle Tennessee 2015 (4 attempts)  
**Most Two-Point Conversions**  
 Has not occurred  
**Most Two-Point Conversion Attempts**  
 1-Central Michigan 2014 (0 made)

**DEFENSE****Most Total Tackles**

90-Old Dominion 2016  
 76-Middle Tennessee 2015  
 74-WKU 2014  
 69-Central Michigan 2014  
 68-Eastern Michigan 2016

**Most Solo Tackles**

44-Old Dominion 2016  
 41-Ohio 2017  
 40-Middle Tennessee 2015  
 39-Central Michigan 2014  
 38-Western Michigan 2015

**Most Assisted Tackles**

46-Old Dominion 2016  
 42-WKU 2014  
 38-Eastern Michigan 2016  
 36-Middle Tennessee 2015  
 30-Central Michigan 2014

**Most Tackles for Loss**

8-WKU 2014 (-27 yards)  
 6-Western Michigan 2015 (-22 yards)  
 5-Eastern Michigan 2016 (-16 yards)  
 4-Middle Tennessee 2015 (-7 yards)  
 3-Central Michigan 2014 (-4 yards)  
 3-Old Dominion 2016 (-7 yards)  
 3-Ohio 2017 (-5 yards)  
 3-UAB 2017 (-14 yards)

**Most Tackles for Loss Yardage**

-27-WKU 2014 (8 tackles)  
 -22-Western Michigan 2015 (6 tackles)  
 -16-Eastern Michigan 2016 (5 tackles)  
 -14-UAB 2017 (3 tackles)  
 -7-Middle Tennessee 2015 (4 tackles)  
 -7-Old Dominion 2016 (3 tackles)

**Most Quarterback Sacks**

4-WKU 2014 (-19 yards)  
 3-Western Michigan 2015 (-19 yards)  
 2-Middle Tennessee 2015 (-5 yards)  
 1-Eastern Michigan 2016 (-5 yards)

**Most Sack Yardage**

-19-WKU 2014 (4 sacks)  
 -19-Western Michigan 2015 (3 sacks)  
 -5-Middle Tennessee 2015 (2 sacks)  
 -5-Eastern Michigan 2016 (1 sack)

**Most Pass Breakups**

7-Ohio 2017  
 6-WKU 2014  
 6-Western Michigan 2015  
 4-Middle Tennessee 2015  
 3-UAB 2017

**COMBINED****SCORING****Most Points Scored**

97-WKU 49, Central Michigan 48 2014

**Most Points Scored – Half**

56-WKU 42, Central Michigan 14 2014 (first half)

**Most Points Scored – First Quarter**

34-Middle Tennessee 17, Western Michigan 17 2015

**Most Points Scored – Second Quarter**

28-WKU 21, Central Michigan 7 2014

**Most Points Scored – Third Quarter**

24-Eastern Michigan 17, Old Dominion 7 2016

**Most Points Scored – Fourth Quarter**

34-Central Michigan 34, WKU 0 2014

**Most Touchdowns**

14-WKU 7, Central Michigan 7 2014

**FIRST DOWNS****Most First Downs**

58-WKU 30, Central Michigan 28 2014

**Most Rushing First Downs**

21-Old Dominion 13, Eastern Michigan 8 2016

**Most Passing First Downs**

42-WKU 22, Central Michigan 20 2014

**Most First Downs by Penalty**

8-Ohio 4, UAB 4 2017

**RUSHING****Most Attempts**

77-Old Dominion 39, Eastern Michigan 38 2016

**Most Net Rushing Yards**

397-Western Michigan 282, Middle Tennessee 115 2015

**Most Rushing Yards in a Half**

235-Old Dominion 121, Eastern Michigan 114 2016 (second half)

**Most Touchdowns Rushing**

5-Western Michigan 4, Middle Tennessee 1 2015

**PASSING/RECEIVING****Most Pass Attempts**

87-Central Michigan 45, WKU 42 2014

**Most Pass Completions**

59-WKU 31, Central Michigan 28 2014

**Most Net Passing Yards**

979-Central Michigan 493, WKU 486 2014 - *NCAA bowl record*

**Most Net Passing Yards in a Half**

553-WKU 350, Central Michigan 203 2014 (first half)

**Most Touchdown Passes**

12-Central Michigan 7, WKU 5 2014 - *NCAA bowl record*

**Highest Completion Percentage**

68.2-45 of 66; Middle Tennessee (26/39), Western Michigan (19/27) 2015

**Highest Average Per Attempt**

11.3-87 for 979; WKU (42-486), Central Michigan (45-493) 2014

**Highest Average Per Completion**

16.6-59 for 979; Central Michigan (28-493), WKU (31-486) 2014

**Most Interceptions**

2-Middle Tennessee 1, Western Michigan 1 2015

2-Eastern Michigan 1, Old Dominion 1 2016

**TOTAL OFFENSE****Most Plays**

148-Central Michigan 74, WKU 74 2014

**Most Total Yards**

1254-WKU 647, Central Michigan 607 2014

**Highest Average Per Play**

8.5-148 for 1254; WKU (74-647), Central Michigan (74-607) 2014

**FUMBLES****Most Fumbles**

4-WKU 3, Central Michigan 1 2014

**Most Fumbles Lost**

2-WKU 2, Central Michigan 0 2014

**PENALTIES****Most Penalties**

17-WKU 9, Central Michigan 8 2014

## MAKERS WANTED BAHAMAS BOWL RECORD BOOK

**Most Penalty Yards**

182-WKU 105, Central Michigan 77 2014

**PUNTING****Most Punts**

9-Middle Tennessee 5, Western Michigan 4 2015

9-UAB 5, Ohio 4 2017

**Most Punting Yards**

382-UAB 209, Ohio 173 2017

**Highest Punting Average**

42.4-9 for 382; UAB (5-209), Ohio (4-173) 2017

**Most Punts Inside the 20**

4-Eastern Michigan 2, Old Dominion 2 2016

**PUNT RETURNS****Most Punt Returns**

3-Middle Tennessee 2, Western Michigan 1 2015

3-Ohio 2, UAB 1 2017

**Most Punt Return Yards**

62-Ohio 57, UAB 5 2017

**Highest Punt Return Average**

20.7-3 for 62; Ohio (2-57), UAB (1-5) 2017

**Punt Returns for Touchdown**

Has not occurred

**KICK RETURNS****Most Kickoff Returns**

8-Eastern Michigan 5, Old Dominion 3 2016

8-UAB 6, Ohio 2 2017

**Most Kickoff Return Yards**

167-Western Michigan 111, Middle Tennessee 56 2015

167-Eastern Michigan 89, Old Dominion 78 2016

**Highest Kickoff Return Average**

23.9-7 for 167; Western Michigan (5-111), Middle Tennessee (2-56) 2015

**Kickoff Returns for Touchdown**

Has not occurred

**INTERCEPTIONS****Most Interceptions**

2-Middle Tennessee 1, Western Michigan 1 2015

2-Eastern Michigan 1, Old Dominion 1 2016

**Most Interception Return Yards**

29-Western Michigan 29, Middle Tennessee 0 2015

**Interceptions Returned for Touchdown**

Has not occurred

**FUMBLES (DEFENSE)****Most Fumbles Forced**

3-UAB 2, Ohio 1 2017

**Most Fumbles Recovered**

2-Central Michigan 2, WKU 0 2014

**Most Fumbles Returned**

2-Central Michigan 2, WKU 0 2014

**Most Fumble Return Yardage**

27-Central Michigan 27, WKU 0 2014

**Fumbles Returned for Touchdowns**

Has not occurred

**THIRD-DOWN CONVERSIONS****Most Third-Down Conversions**

18-Eastern Michigan 13, Old Dominion 5 2016

**Most Third-Down Conversion Attempts**

31-Eastern Michigan 20, Old Dominion 11 2016

**FOURTH-DOWN CONVERSIONS****Most Fourth-Down Conversions**

2-Central Michigan 1, WKU 1 2014

**Most Fourth-Down Conversion Attempts**

3-Central Michigan 2, WKU 1 2014

3-Middle Tennessee 2, Western Michigan 1 2015

3-UAB 2, Ohio 1 2017

**FIELD GOALS/EXTRA POINTS****Most Field Goals**

3-Eastern Michigan 2, Old Dominion 1 2016

**Most Field Goal Attempts**

3-Western Michigan 2, Middle Tennessee 1 2015

3-Eastern Michigan 2, Old Dominion 1 2016

3-UAB 3, Ohio 0 2017

**Most Extra-Point Kick Attempts**

13-WKU 7, Central Michigan 6 2014

**Most Extra Point Kicks Made**

13-WKU 7, Central Michigan 6 2014

**Most Two-Point Conversions**

Has not occurred

**Most Two-Point Conversion Attempts**

1-Central Michigan 1, WKU 0 2014

**DEFENSE****Most Total Tackles**

158-Old Dominion 90, Eastern Michigan 68 2016

**Most Solo Tackles**

78-Middle Tennessee 40, Western Michigan 38 2015

**Most Assisted Tackles**

84-Old Dominion 46, Eastern Michigan 38 2016

**Most Tackles for Loss**

11-WKU 8, Central Michigan 3 2014

**Most Tackle for Loss Yardage**

29-Western Michigan 22, Middle Tennessee 7 2015

**Most Quarterback Sacks**

5-Western Michigan 3, Middle Tennessee 2 2015

**Most Sack Yardage**

24-Western Michigan 19, Middle Tennessee 5 2015

**Most Pass Breakups**

10-Western Michigan 6, Middle Tennessee 4 2015

10-Ohio 7, UAB 3 2017

**DRIVES****PLAYS****Most Plays (All Drives)**

16-Old Dominion (58 yards, 7:17; FG) 2016

**Fewest Plays (Scoring Drives Only)**

1-WKU (21 yards, 0:10; TD) 2014

1-Central Michigan (80 yards, 0:01; TD) 2014

1-Ohio (74 yards, 0:15; TD) 2017

1-Ohio (25 yards, 0:09; TD) 2017

**YARDS****Most Yards (All Drives)**

85-Western Michigan (2 plays, 1:01; TD) 2015

**Fewest Yards (Scoring Drives Only)**

4-Western Michigan (2 plays, 0:47; TD) 2015

**TIME****Longest Drive Time (All Drives)**

7:17-Old Dominion (16 plays, 58 yards, FG) 2016

**Shortest Drive Time (Scoring Drives Only)**

0:01-Central Michigan (1 play, 80 yards, TD) 2014

## MAKERS WANTED BAHAMAS BOWL MISCELLANEOUS INFORMATION

## BOWL FIRSTS

**Coin toss:** Central Michigan won the toss and elected to kickoff 2014  
**Player to touch football:** Central Michigan K **Ron Coluzzi** (touchback) 2014  
**Offensive play:** WKU QB **Brandon Doughty** (incomplete pass intended for **Willie McNeal**) 2014  
**Touchdown/Passing TD:** WKU QB **Brandon Doughty** 14-yard pass to WR **Jared Danglerfield** (11:23-1st quarter) 2014  
**Rushing Touchdown:** WKU RB **Leon Allen** 1-yard run (0:04-2nd quarter) 2014  
**Extra Point:** WKU K **Garrett Schwettman** (11:23-1st quarter) 2014  
**Field Goal:** Western Michigan K **Andrew Haldeman** (47 yards; 1:23-1st quarter) 2015  
**Turnover:** WKU's **Cam Thomas** interception of Central Michigan QB **Cooper Rush** pass in the end zone and returned 16 yards (4:41-1st quarter) 2014

## NFL DRAFT HISTORY

**2015 (1):** Round 6, No. 199 overall: Central Michigan NT **Leterrius Walton** (Pittsburgh Steelers)  
**2016 (7):** Round 3, No. 64 overall: Middle Tennessee S **Kevin Byard** (Tennessee Titans); Round 4, No. 110 overall: WKU TE **Tyler Higbee** (Los Angeles Rams); Round 4, No. 121 overall: Western Michigan T **Willie Beavers** (Minnesota Vikings); Round 6, No. 212 overall: Central Michigan S **Kavon Frazier** (Dallas Cowboys); Round 7, No. 223 overall: WKU QB **Brandon Doughty** (Miami Dolphins); Round 7, No. 230 overall: Western Michigan WR **Daniel Braverman** (Chicago Bears); Round 7, No. 249 overall: WKU CB **Prince Charles Iworah** (San Francisco 49ers)  
**2017 (6):** Round 1, No. 5 overall: Western Michigan WR **Corey Davis** (Tennessee Titans); Round 2, No. 38 overall: WKU G **Forrest Lamp** (Los Angeles Chargers); Round 2, No. 64 overall: Western Michigan G **Taylor Moton** (Carolina Panthers); Round 3, No. 72 overall: WKU WR **Taywan Taylor** (Tennessee Titans); Round 7, No. 248 overall: Western Michigan LB **Keion Adams** (Pittsburgh Steelers); Round 7, No. 250 overall: Eastern Michigan DE **Pat O'Connor** (Detroit Lions)  
**2018 (4):** Round 3, No. 92 overall: Western Michigan T **Chukwuma Okorafor** (Pittsburgh Steelers); Round 5, No. 170 overall: Western Michigan CB **Darius Phillips** (Cincinnati Bengals); Round 7, No. 227 overall: Ohio LB **Quentin Poling** (Miami Dolphins); Round 7, No. 240 overall: Middle Tennessee WR **Richie James** (San Francisco 49ers)  
**2018 Supplemental Draft (1):** Round 3: Western Michigan CB **Sam Beal** (New York Giants)

## NFL PLAYER HISTORY

**(Debut season of players who played in at least one NFL game)**

**2015 (2):** WKU TE **Mitchell Henry** (Denver); Central Michigan NT **Leterrius Walton** (Pittsburgh)  
**2016 (5):** Western Michigan WR **Daniel Braverman** (Chicago); Middle Tennessee S **Kevin Byard** (Tennessee); Central Michigan S **Kavon Frazier** (Dallas); WKU TE **Tyler Higbee** (LA Rams); WKU CB **Prince Charles Iworah** (San Francisco)  
**2017 (5):** Western Michigan WR **Corey Davis** (Tennessee); Western Michigan G **Taylor Moton** (Carolina); Eastern Michigan DE **Pat O'Connor** (Tampa Bay); Central Michigan QB **Cooper Rush** (Dallas); WKU WR **Taywan Taylor** (Tennessee)  
**2018 (6):** Middle Tennessee WR **Richie James** (San Francisco); WKU G **Forrest Lamp** (LA Chargers); Western Michigan T **Chukwuma Okorafor** (Pittsburgh); Western Michigan CB **Darius Phillips** (Cincinnati); UAB CB **Darius Williams** (Baltimore); Eastern Michigan T **Andrew Wylie** (Kansas City)

## TV/RADIO COVERAGE HISTORY

**2014 (ESPN/ESPN Radio)**

**TV (ESPN):** Steve Levy, Lou Holtz and Mark May **Sideline:** Laura Rutledge

**Radio (ESPN Radio):** John Brickley and Pete Najarian

**2015 (ESPN/Popeyes Bahamas Bowl Radio Network)**

**TV (ESPN):** Steve Levy, Mack Brown and Mark May **Sideline:** Kaylee Hartung

**Radio (PBB Radio Network):** Brian Hanni and Rob Best

**2016 (ESPN/Popeyes Bahamas Bowl Radio Network)**

**TV (ESPN):** Steve Levy and Mack Brown **Sideline:** Kaylee Hartung

**Radio (PBB Radio Network):** Brian Hanni and Rob Best

**2017 (ESPN/Bahamas Bowl Radio Network)**

**TV (ESPN):** Steve Levy and Desmond Howard **Sideline:** Laura Rutledge

**Radio (BB Radio Network):** Kyle Wiggs and Rob Best

## BOWL TRENDS

**(Record for team holding advantage; ties in parenthesis)**

**First Downs (1):** ..... 2-1

**Rushing Yards:**..... 4-0

**Passing Yards:**..... 1-3

**Total Offense:** ..... 3-1

**QB Sacks (1):**..... 2-1

**Fewest Turnovers (2):**..... 1-1

**Third Down Efficiency Pct.:** ..... 3-1

**Least Total Penalties:**..... 1-3

**Time of Possession:**..... 2-2

**Total Points:**

264 (66 combined points per year)

**Total Points By Quarter/Half:**

1st - 78; 2nd - 52; First half - 130; 3rd - 62; 4th - 72; Second half - 134

**One-Point Games:**

2014 (WKU 49, Central Michigan 48)

**Teams scoring following opening kickoff: 4 times in 4 years**

2014 (WKU), 2015 (Middle Tennessee), 2016 (Old Dominion), 2017 (Ohio)

**Teams scoring on first possession (including opening kickoff): 4 times in 4 years**

2014 (WKU, Central Michigan), 2015 (Middle Tennessee, Western Michigan), 2016 (Old Dominion), 2017 (Ohio)

**Teams scoring first won 3 times in 4 years:**

2014 (WKU), 2016 (Old Dominion), 2017 (Ohio)

**Teams leading after one quarter won 3 times in 4 years:**

2014 (WKU), 2016 (Old Dominion), 2017 (Ohio)

**Ties after one quarter:**

2015 (17-17; Western Michigan won 45-31)

**Teams leading at halftime won 3 times in 4 years:**

2014 (WKU), 2016 (Old Dominion), 2017 (Ohio)

**Ties at halftime:**

2015 (17-17; Western Michigan won 45-31)

**Teams leading after three quarters won 2 times in 4 years:**

2014 (WKU), 2017 (Ohio)

**Ties after three quarters:**

2015 (24-24; Western Michigan won 45-31); 2016 (17-17; Old Dominion won 24-20)

## CONFERENCE MATCHUP HISTORY

**2014:** Mid-American Conference (visitor) vs. Conference USA (home)

**2015:** Conference USA (visitor) vs. Mid-American Conference (home)

**2016:** Mid-American Conference (visitor) vs. Conference USA (home)

**2017:** Conference USA (visitor) vs. Mid-American Conference (home)

**2018:** Conference USA (visitor) vs. Mid-American Conference (home)

## OFFICIATING CREWS

**2014 (American Athletic Conference)**

**Referee:** John McDaid; **Umpire:** Greg Benner; **Center Judge:** Larry Hayes; **Head Linesman:** Lyndell Shelton; **Line Judge:** Jeff Cooney; **Field Judge:** Dan Gallagher; **Side Judge:** Mark Windham; **Back Judge:** Jim Downey

**2015 (Mountain West Conference)**

**Referee:** Brandon Cruse; **Umpire:** Richard Podraza; **Center Judge:** Mike Contreras; **Head Linesman:** Doug Moore; **Line Judge:** Derek Anderson; **Field Judge:** Richard Almeroth; **Side Judge:** Tutashinda Salaam; **Back Judge:** Daniel Young; **Alternate:** David Alvarez

**2016 (Sun Belt Conference)**

**Referee:** Chuck Lewis; **Umpire:** Chad Walker; **Center Judge:** Joe Baden; **Head Linesman:** Scott Petersen; **Line Judge:** Dion Quinn; **Field Judge:** Dan Moore; **Side Judge:** Chip Shields; **Back Judge:** Matt Hollifield; **Alternate:** Ted Pitts

**2017 (American Athletic Conference)**

**Referee:** Charles Lamertina; **Umpire:** Ken Huffines; **Center Judge:** Mark Mobra; **Head Linesman:** Dan Harrington; **Line Judge:** Baron Ballester; **Field Judge:** Chris Bikowski; **Side Judge:** Ken Bushey; **Back Judge:** Jim Sima; **Alternate:** Charles Lewis

2014 POPEYES BAHAMAS BOWL: WKU 49, CENTRAL MICHIGAN 48 (DEC. 24, 2014)

WKU survived a furious Central Michigan fourth-quarter comeback, which included a 75-yard last-gasp relay play for a touchdown as time expired, but a broken-up 2-point conversion attempt following the improbable TD gave the Hilltoppers a 49-48 victory and the inaugural Popeyes Bahamas Bowl title.

The four-person relay by the Chippewas was an immediate hit on ESPN and social media. The final TD was named the play of the bowl season by ESPN's SportsCenter and was a finalist for a Best Play ESPY.

WKU (8-6) finally put an end to Central Michigan's 34-point fourth quarter with a defensive stop in the back corner of the end zone.

Trailing 49-42 with one second remaining, the Central Michigan offense lined up for one final prayer from its 25 that was answered.

Quarterback **Cooper Rush** heaved one last gasp pass 47 yards down the field where it was caught by Jesse Kroll at the Hilltoppers 28. Then chaos ensued. After laterals from Kroll, **Deon Butler** and **Courtney Williams**, **Titus Davis** raced 15 yards, dove and grazed the pylon – launching the crowd into pandemonium.

With the WKU lead trimmed to an unimaginably thin 49-48, the Chippewas (7-6) threw caution to the wind and tried for a 2-point conversion in hopes of winning the game. Rush threw for Kroll, but WKU defensive back **Wonderful Terry** broke up the fade-route pass to give WKU its first FBS bowl victory in school history under first-year head coach Jeff Brohm.

CMU head coach **Dan Enos** discussed the decision to go for two and the victory. "We didn't want to go to overtime because we had had trouble stopping them all day," explained Enos. "I looked at the players and said, 'What do you got?' and they said, 'Let's do it. Let's win this game.'"

Popeyes Bahamas Bowl Player of the Game honors went to WKU's **Brandon Doughty** (offense) and WKU defensive end **Derik Overstreet** (defense). Doughty threw for 486 yards, 350 in the first half with five touchdowns, all to different receivers. Overstreet recorded five tackles and 2.5 tackles for loss that included two second-half sacks.

Before the nightmarish fourth quarter, the Hilltoppers played as crisp and dominant a game as they had all season long.

Doughty threw five touchdown passes in the first half to **Jared Dangerfield**, **Joel German**, **Antwane Grant**, **Mitchell Henry** and **Willie McNeal** to go with a rushing TD from **Leon Allen** as WKU scored on each of their six first-half possessions against the MAC's top defense for a 42-14 halftime lead. Rush also threw for a pair of scores to Davis and Williams in the half.

That Hilltopper advantage was extended to 49-14 after Allen scored on a 21-yard run midway through the third quarter.

The fourth quarter was a different story, as Rush connected with Davis for touchdowns twice to cut WKU's lead to 49-28. Then defensive end **Joe Ostman** flipped a 52-yard completion to WKU's McNeal inside out by forcing a fumble at the Central Michigan 13, which was recovered by Chippewas corner **Tony Annese**. Annese returned the fumble back to the CMU 36, and from there, Central Michigan marched down the field to score on a Rush TD pass to Williams to trail by 14.

WKU was forced to punt on their ensuing possession, and a four-play, 55-second drive capped by a 7-yard TD strike from Rush to **Anthony Garland** with 1:09 left gave Central Michigan hope.

WKU successfully recovered the CMU onside kick after the score and milked the clock before being forced to punt, which set up the final frenzied play for the Chippewas that left the stadium breathless and WKU in possession of the inaugural Popeyes Bahamas Bowl trophy.

Rush set FBS bowl records for touchdown passes with seven and most net passing yards with 255 in the fourth quarter alone. The combined 971 passing yards and 12 TD passes for Doughty and Rush also broke FBS two-team bowl records.

2014 GAME SUMMARY

	1	2	3	4	F (Record)
Central Michigan (MAC)	7	7	0	34	48 (7-6)
WKU (C-USA)	21	21	7	0	49 (8-5)

Attendance: 13,667; Time: 3:39; Weather: Mostly cloudy, 79 degrees

Head Coaches: Central Michigan-Dan Enos; WKU-Jeff Brohm

Offensive Player of the Game: WKU QB Brandon Doughty

Defensive Player of the Game: WKU DE Derik Overstreet

Scoring Summary

Qtr-Time	Team	Scoring Play - Scoring Drive (Plays-Yards-Time)	CMU-WKU Score
1-11:23	WKU	Dangerfield 14 pass from Doughty (Schwettman kick)	11-75-3:37 0-7
1-10:00	CMU	Davis 21 pass from Rush (Eavey kick)	3-75-1:23 7-7
1-8:07	WKU	German 12 pass from Doughty (Schwettman kick)	6-75-1:53 7-14
1-1:13	WKU	Grant 19 pass from Doughty (Schwettman kick)	9-84-3:28 7-21
2-10:03	WKU	Henry 16 pass from Doughty (Schwettman kick)	10-81-3:23 7-28
2-2:55	CMU	Williams 30 pass from Rush (Eavey kick)	12-79-6:59 14-28
2-0:41	WKU	McNeal 55 pass from Doughty (Schwettman kick)	3-69-1:14 14-35
2-0:04	WKU	Allen 1 rush (Schwettman kick)	6-62-0:42 14-42
3-8:55	WKU	Allen 21 rush (Schwettman kick)	1-21-0:10 14-49
4-11:37	CMU	Davis 12 pass from Rush (Eavey kick)	10-80-4:42 21-49
4-8:03	CMU	Davis 23 pass from Rush (Eavey kick)	5-50-2:04 28-49
4-3:06	CMU	Williams 10 pass from Rush (Eavey kick)	7-64-3:10 35-49
4-1:09	CMU	Garland 7 pass from Rush (Eavey kick)	4-55-0:51 42-49
4-0:00	CMU	Kroll 47 pass from Rush, Butler 11 lateral, Williams 2 lateral, Davis 15 lateral (pass failed)	1-80-0:01 48-49

TEAM STATISTICS

	CMU	WKU
FIRST DOWNS	28	30
RUSHING ATT-YARDS-TD	29-114-0	32-161-2
NET YARDS PASSING	493	486
Comp-Att-Int	28-45-1	31-42-0
Passing Touchdowns	7	5
TOTAL OFFENSE PLAYS-YARDS	74-607	74-647
Average Gain Per Play	8.2	8.7
Fumbles: Number-Lost	1-0	3-2
Penalties: Number-Yards	8-77	9-105
PUNTS-YARDS	4-77	3-84
Average Yards Per Punt	19.2	28.0
Punt returns: Number-Yards-TD	0-0-0	0-0-0
Kickoff returns: Number-Yards-TD	4-61-0	1-20-0
Interceptions: Number-Yards-TD	0-0-0	1-16-0
Fumble Returns: Number-Yards	2-27	0-0
Time of Possession	32:51	27:09
3rd Down Conversions	6-12	8-12
4th Down Conversions	1-2	1-1
Sacks by: Number-Yards	0-0	4-19

INDIVIDUAL STATISTICS

RUSHING (Attempts-Yards)

CMU - Martez Walker 9-68, Cooper Rush 8-26, Devon Spalding 8-12, Saylor Lavallii 4-8. WKU - Anthony Wales 14-95 1 TD, Leon Allen 13-52 1 TD, Taywan Taylor 1-11, Brandon Doughty 2-4, Kylan Towner 1-1.

PASSING (Completions-Attempts-Interceptions)

CMU - Rush 28-45-1, 493 yds., 7 TD.

WKU - Doughty 31-42-0, 486 yds., 5 TD.

RECEIVING (Receptions-Yards)

CMU - Titus Davis 6-137 4 TD, Jesse Kroll 4-109, Courtney Williams 3-70 2 TD, Deon Butler 4-69, Anthony Rice 3-32, Mike Kinville 2-26, Joe Bacci 1-21, Spalding 2-17, Anthony Garland 1-7 1 TD, Lavallii 2-5. WKU - Willie McNeal 5-155 1 TD, Jared Dangerfield 5-87 1 TD, Mitchell Henry 3-47 1 TD, Allen 5-45, Nicholas Norris 3-33, Antwane Grant 2-30 1 TD, Taylor 1-28, Joel German 4-27 1 TD, Tim Gorski 1-18, Wales 1-12, Tyler Higbee 1-4.

PUNTING (Punts-Average-Long)

CMU - Ron Coluzzi 4-19.3, 25 long. WKU - Joseph Occhipinti 3-28.0, 41 long.

## 2015 POPEYES BAHAMAS BOWL: WESTERN MICHIGAN 45, MIDDLE TENNESSEE 31 (DEC. 24, 2015)

**Jamauri Bogan** rushed 19 times for a career-high 215 yards and four touchdowns to power Western Michigan to a 45-31 victory over Middle Tennessee in the 2015 Popeyes Bahamas Bowl.

It was one big play after another in the contest, as the two teams combined for 1,055 yards of total offense and seven scoring plays of 29 or more yards.

But it was a pair of 1-yard plunges just 1:12 apart in the fourth quarter by the redshirt freshman Bogan that made the difference.

After his 61-yard run set Western Michigan (8-5) up in the red zone, Bogan banged in from a yard out with 6:12 left in the game to give the Broncos a 38-31 advantage.

Three plays later, safety **Rontavious Atkins** intercepted MTSU quarterback **Brent Stockstill** and returned the ball 29 yards to the 4-yard line. It took two runs for Bogan to find the end zone, gaining three yards on first down before finding paydirt on second down with 5:00 left to play.

The Bronco defense held on downs on Middle Tennessee's ensuing possession and the WMU offense ran out the clock to seal the victory.

"This is what 'Row the Boat' is all about," WMU head coach **P.J. Fleck** said. "This is why it was invented. This is what it's for. There was all types of adversity in that football game that our kids could have given up, could have folded. Two years ago, we probably would have. Last year, we would have done it some of the time. This year, no way."

Bogan was named the Offensive Player of the Game of the game for his efforts, while WMU linebacker **Grant DePalma** was named the game's Defensive Player of the Game. DePalma led all tacklers with 12 stops (five solo) and a tackle for loss.

WMU quarterback **Zach Terrell** was 18-of-26 passing for 297 yards and a pair of touchdowns. **Corey Davis** caught eight balls for 183 yards and a TD.

Stockstill had a solid day for Middle Tennessee (7-6), completing 26-of-39 passes for 327 yards and three scores to lead the Blue Raider offense. His top target was **James Richie**, who caught eight passes for 126 yards and two scores and ran twice for 61 yards and a third touchdown.

The two teams combined for 475 yards of total offense and 34 points in the first quarter.

It took MTSU only 1:17 to get on the board when James scored the first of his three touchdowns on a 46-yard run to quickly make it 7-0.

Bogan answered just three plays later, running up the middle for 62 yards and a TD, and it was 7-7 with only 2:17 gone in the contest.

Stockstill hit James on a 44-yard scoring pass just 1:39 later to put Middle Tennessee back on top 14-7.

**Andrew Haldeman** drilled a 47-yard field goal with 3:23 left in the first quarter to pull Western Michigan within 14-10.

**Cody Clark** kicked a 23-yard field goal on the Blue Raiders' next possession to extend the lead to 17-10 with 1:04 left in the quarter.

The Broncos quickly tied the game at 17-all when Terrell hit Davis on an 80-yard pass and run with three seconds left in the opening quarter. Davis caught the ball on a 5-yard hitch pattern, broke a tackle and raced the remaining 75 yards down the sideline for the score.

WMU struck quickly in the second half on another 46-yard run by Bogan to go up 24-17 with 2:57 gone.

After a short punt set MTSU up at the Western Michigan 32-yard line, it took just two plays for the Blue Raiders to tie the game. Stockstill hit **Christian Collis** on a 17-yard pass with 28 seconds left in the third quarter to tie the game at 24-24.

Terrell hit Braverman on a 68-yard scoring pass to put WMU back on top 31-24 with 12:47 to play in the game.

Again, MTSU answered when Stockstill hit James on a 29-yard pass with 9:41 left in the game to tie it at 31-31.

Western Michigan finished the day with an impressive 613 yards of total offense, and the Broncos, second in FBS in time of possession, held the ball for nearly 35 minutes.

## 2015 GAME SUMMARY

	1	2	3	4	F (Record)
Middle Tennessee (C-USA)	17	0	7	7	31 (7-6)
Western Michigan (MAC)	17	0	7	21	45 (8-5)

**Attendance:** 13,321; **Time:** 3:38; **Weather:** Mostly cloudy, 81 degrees

**Head Coaches:** Middle Tennessee-Rick Stockstill; Western Michigan-P.J. Fleck

**Offensive Player of the Game:** Western Michigan RB Jamauri Bogan

**Defensive Player of the Game:** Western Michigan LB Grant DePalma

### Scoring Summary

Qtr-Time	Team	Scoring Play - Scoring Drive (Plays-Yards-Time)	MT-WMU Score
1-13:43	MT	James 46 rush (Clark kick) 5-75-1:17	7-0
1-12:43	WMU	Bogan 62 rush (Haldeman kick) 3-71-1:00	7-7
1-11:04	MT	James 44 pass from Stockstill (Clark kick) 5-75-1:39	14-7
1-3:23	WMU	Haldeman 47 FG 6-28-2:32	14-10
1-1:04	MT	Clark 23 FG 6-69-2:19	17-10
1-0:03	WMU	Davis 80 pass from Terrell (Haldeman kick) 2-85-1:01	17-17
3-12:03	WMU	Bogan 46 rush (Haldeman kick) 6-69-2:57	17-24
3-0:18	MT	Collis 17 pass from Stockstill (Clark kick) 2-32-0:28	24-24
4-12:47	WMU	Braverman 68 pass from Terrell (Haldeman kick) 5-75-2:31	24-31
4-9:41	MT	James 29 pass from Stockstill (Clark kick) 6-70-3:06	31-31
4-6:12	WMU	Bogan 1 rush (Haldeman kick) 6-82-3:29	31-38
4-5:00	WMU	Bogan 1 rush (Haldeman kick) 2-4-0:47	31-45

### TEAM STATISTICS

	MT	WMU
FIRST DOWNS	18	18
RUSHING ATT-YARDS-TD	26-115-1	41-282-4
NET YARDS PASSING	327	331
Comp-Att-Int	26-39-1	19-27-1
Passing Touchdowns	3	2
TOTAL OFFENSE PLAYS-YARDS	65-442	68-613
Average Gain Per Play	6.8	9.0
Fumbles: Number-Lost	1-1	2-0
Penalties: Number-Yards	5-40	9-62
PUNTS-YARDS	5-224	4-122
Average Yards Per Punt	44.8	30.5
Punt returns: Number-Yards-TD	2-5-0	1-4-0
Kickoff returns: Number-Yards-TD	2-56-0	5-111-0
Interceptions: Number-Yards-TD	1-0-0	1-29-0
Fumble returns: Number-Yards	0-0	1-1
Time of Possession	25:12	34:48
3rd Down Conversions	5-14	3-12
4th Down Conversions	0-2	1-1
Sacks by: Number-Yards	2-5	3-19

### INDIVIDUAL STATISTICS

#### RUSHING (Attempts-Yards)

MT - Richie James 2-61 1 TD, Shane Tucker 10-30, Brent Stockstill 9-22, Jordan Parker 5-2. WMU - Jamauri Bogan 19-215 4 TD, Jarvion Franklin 7-36, Levante Bellamy 5-24, Tom Flacco 2-10, Zach Terrell 3-4, Donnie Ernsberger 1-2, Team 4-(-9).

#### PASSING (Completions-Attempts-Interceptions)

MT - Stockstill 26-39-1, 327 yds., 3 TD.  
WMU - Terrell 18-26-1, 297 yds., 2 TD; Flacco 1-1-0, 34 yds., 0 TD.

#### RECEIVING (Receptions-Yards)

MT - James 8-126 2 TD, Ed Batties 5-88, Parker 3-18, Demetrius Frazier 3-11, Shane Tucker 3-7, Christian Collis 2-49 1 TD, Terry Pettis 1-19, Grammer 1-9. WMU - Corey Davis 8-183 1 TD, Daniel Braverman 5-101, 1 TD, Jeremiah Mullinax 2-20, Kendrick Roberts 1-9, Franklin 1-7, Michael Henry 1-6, Bellamy 1-5.

#### PUNTING (Punts-Average-Long)

MT - Matt Bonadies 5-44.8, 52 long. WMU - J. Schroeder 4-30.5, 36 long.

## 2016 POPEYES BAHAMAS BOWL: OLD DOMINION 24, EASTERN MICHIGAN 20 (DEC. 23, 2016)

Old Dominion, making the school's first bowl appearance since the football program restarted in 2009, held off Eastern Michigan 24-20 to win the 2016 Popeyes Bahamas Bowl.

"I just want to say how excited we are to win the game, but number two how grateful we are for how we were treated this week by everybody associated with the Popeyes Bahamas Bowl – all the wonderful people we met," ODU head coach **Bobby Wilder** said. "This was a life-changing experience. We made memories to last a lifetime, and to win the game makes it that much more special."

Led by Offensive Player of the Game running back **Ray Lawry** and his 133 rushing yards, the Monarchs (10-3) left the Bahamas with a six-game win streak and their first bowl trophy. Quarterback **David Washington** added 188 passing yards and three touchdowns for ODU.

"He's really good, obviously tough to tackle," EMU head coach **Chris Creighton** said of Lawry. "We've become a pretty good tackling team, and I think today, he had a lot to do with several missed tackles. Their running game obviously didn't trip today."

Eastern Michigan quarterback **Brogan Roback** did all he could to keep the Eagles (7-6) in the game, throwing for 300 yards and two second-half touchdowns, but it was not enough to help EMU to a title in their first bowl game in 29 years.

Eastern Michigan dominated the time of possession, holding the ball 32:30 to the Monarchs' 27:30, and converted on a season-high 13 third-downs, but it was the Old Dominion defense that made one final stand late in the fourth quarter.

ODU senior linebacker **TJ Ricks** was named Defensive Player of the Game after finishing with nine tackles, including one for a loss.

"The defense ... we just came to the sideline and talked to each other and just told each other to trust each other," Ricks said of the entire ODU defensive performance. "You're our 1/11th on the field. If one guy does his job, and everybody else does their job, we'll be good on defense."

Through the first 30 minutes, Old Dominion was the only team able to put points on the board, holding a 10-0 lead at the half.

ODU scored first when **Brad Davis** connected on a 34-yard field goal for a 3-0 lead with 7:43 remaining in the first quarter. The 16-play, 58-yard drive appeared to stall at midfield when the Monarchs faced a fourth-and-two situation. Wilder dialed up a fake punt, calling a direct snap to running back **Jeremy Cox**, who drove the ball three yards for the first down.

Old Dominion extended its lead to 10-0 behind a 47-yard touchdown pass from Washington to **Zach Pascal**. The six-play, 80-yard drive began with **Anthony Wilson** picking off Roback in the end zone for a touchback, and the drive took just 2:23.

After receiving the kickoff to start the second half, Roback put the Eagles on the board, driving his team 76 yards in 2:50, capped off by a five-yard strike to wide receiver **Sergio Bailey** to cut the Old Dominion lead to 10-7.

It didn't take long for the Monarchs to respond, as Washington found **Travis Fulgham** downfield for a 31-yard touchdown with no defender in sight to push the ODU lead to 17-7 with 9:50 remaining in the third quarter.

Roback hit **Johnnie Niupalau** for a five-yard touchdown pass, capitalizing on another quick drive to pull to 17-14 with 7:25 left in the third quarter.

A 24-yard field goal by Eastern Michigan's **Paul Fricano** with 12 seconds remaining in the third tied the game at 17-17.

Opening the fourth quarter, Washington drove Old Dominion 72 yards in 2:09 to put the Monarchs back on top 24-17 after hitting **Jonathan Duhart** on a five-yard TD pass in the corner of the end zone – his third passing touchdown of the game.

Fricano connected on a 19-yard field goal with 9:08 to play to cut the Monarchs lead to 24-20.

The Eagles had a chance late, driving the ball to midfield, but couldn't keep their drive going, punting the ball back to Old Dominion. ODU ran out the final 5:21 to secure the victory.

Linebacker **Kyle Rachwal** led the Eagles defense with eight tackles.

## 2016 GAME SUMMARY

	1	2	3	4	F (Record)
Eastern Michigan (MAC)	0	0	17	3	20 (7-6)
Old Dominion (C-USA)	3	7	7	7	24 (10-3)

**Attendance:** 13,422; **Time:** 3:25; **Weather:** Partly cloudy, 80 degrees

**Head Coaches:** Eastern Michigan-Chris Creighton; Old Dominion-Bobby Wilder

**Offensive Player of the Game:** Old Dominion RB Ray Lawry

**Defensive Player of the Game:** Old Dominion LB TJ Ricks

### Scoring Summary

Qtr-Time	Team	Scoring Play - Scoring Drive (Plays-Yards-Time)	EMU-ODU Score
1-7:43	ODU	Davis 34 FG 16-58-7:17	0-3
2-7:59	ODU	Pascal 47 pass from Washington (Davis kick) 6-80-2:23	0-10
3-12:04	EMU	Bailey 5 pass from Roback (Fricano kick) 9-76-2:50	7-10
3-9:50	ODU	Fulgham 31 pass from Washington (Davis kick) 5-72-2:08	7-17
3-7:25	EMU	Niupalau 5 pass from Roback (Fricano kick) 7-71-2:20	14-17
3-0:12	EMU	Fricano 24 FG 14-66-5:11	17-17
4-12:56	ODU	Duhart 5 pass from Washington (Davis kick) 7-22-2:09	17-24
4-9:08	EMU	Fricano 19 FG 10-77-3:39	20-24

### TEAM STATISTICS

	EMU	ODU
FIRST DOWNS	28	20
RUSHING ATT-YARDS-TD	38-170-0	39-206-0
NET YARDS PASSING	300	188
Comp-Att-Int	26-47-1	11-20-1
Passing Touchdowns	2	3
TOTAL OFFENSE PLAYS-YARDS	85-470	59-394
Average Gain Per Play	5.5	6.7
Fumbles: Number-Lost	1-0	0-0
Penalties: Number-Yards	3-15	5-65
PUNTS-YARDS	3-115	4-158
Average Yards Per Punt	38.3	39.5
Punt returns: Number-Yards-TD	1-0-0	0-0-0
Kickoff returns: Number-Yards-TD	5-89-0	3-78-0
Interceptions: Number-Yards-TD	1-27-0	1-0-0
Fumble returns: Number-Yards	0-0	0-0
Time of Possession	32:30	27:30
3rd Down Conversions	5-14	3-12
4th Down Conversions	0-1	1-1
Sacks by: Number-Yards	1-5	0-0

### INDIVIDUAL STATISTICS

#### RUSHING (Attempts-Yards)

EMU - Blake Banham 13-63, Breck Turner 8-48, Ian Eriksen 9-30, Brogan Roback 6-28, Eddie Daugherty 1-5, Isaac Holder 1-(-4). ODU - Ray Lawry 23-133, Jeremy Cox 10-47, Zach Pascal 3-25, David Washington 2-2, Team 1-(-1).

#### PASSING (Completions-Attempts-Interceptions)

EMU - Roback 26-46-1, 300 yds., 2 TD; Team 0-1-0, 0 yds. ODU - Washington 11-20-1, 188 yds., 3 TD.

#### RECEIVING (Receptions-Yards)

EMU - Dieuly Aristilde 7-80, Daugherty 6-72, Sergio Bailey 5-69 1 TD, Johnnie Niupalau 4-31, 1 TD, Banham 2-18, Sam Browning 1-24, Turner 1-6. ODU - Jonathan Duhart 3-45, 1 TD, Pascal 2-53, 1 TD, Melvin Vaughn 2-46, Lawry 2-14, Travis Fulgham 1-31, 1 TD, Isaiah Harper 1-(-1).

#### PUNTING (Punts-Average-Long)

EMU - Austin Barnes 3-38.3, 48 long. ODU - Bailey Cate 4-39.5, 43 long.



## 2017 BAHAMAS BOWL: OHIO 41, UAB 6 (DEC. 22, 2017)

**Dorian Brown** tied a Bahamas Bowl record with four touchdown runs to lead Ohio to a 41-6 victory over UAB in the 2017 Bahamas Bowl at Thomas A. Robinson National Stadium.

The Bobcats (9-4) posted their first bowl game win since 2012 and the third bowl game win in the history of the Ohio program.

The Blazers, who reinstated their football program this year after a two-year hiatus, finished with an 8-5 record.

Ohio swept the postgame awards as Brown was named the Offensive Player of the Game and safety **Javon Hagan** was named the Defensive Player of the Game.

Brown scored on runs of 74, 9, 25 and 14 yards and ended the day with 152 yards rushing on just 12 carries. Hagan had a game-high nine tackles (six solo) and a forced fumble to lead the stout Ohio defense.

"It was a great win," Ohio head coach **Frank Solich** said. "We certainly appreciate all this team has been about - the way they've gone through the season, the way they started to prepare for the Bahamas Bowl at home and then continue the preparation here. To end up playing a very, very good football game, I couldn't be any more pleased. I feel like eight wins were not enough with this football team, so this ninth win puts a little icing on the cake."

The Bobcats scored on their opening possession, marching 75 yards in 11 plays. **Nathan Rourke** hit **D.L. Knock** on a 2-yard touchdown pass with 6:41 gone in the contest.

Rourke then hit **Papi White** on a 56-yard TD strike on Ohio's second possession with 3:40 left in the first quarter. White led all receivers in the contest with four catches for 106 yards and a score. Ohio missed the PAT as the Bobcats led 13-0.

Ohio made it 20-0 when Brown raced 74 yards for his first touchdown of the day with 12:26 left in the first half.

UAB got on the board with a 34-yard field goal by **Nick Vogel** to pull within 20-3 at the 7:28 mark of the second quarter.

Brown got his second touchdown of the game on an 9-yard run with 1:17 left in the first half. **Louie Zervos** made the PAT, and Ohio's lead was 27-3 at intermission.

UAB took the second-half kickoff, marched 83 yards in 11 plays and converted on a 25-yard field goal by Vogel to pull within 27-6 with 10:46 left in the third quarter.

After a 34-yard punt return by **Kylan Nelson** gave OU the ball at the UAB 25, Brown raced in on the next play to make it 34-6 with 7:45 to play in the third period.

Brown's fourth and final score of the day was a 14-yard scamper with 4:05 left in the third to wrap up the scoring.

"I missed two games last time we played," Brown said. "It actually motivated me. I give a lot of props to the O-line as well, because they did a tremendous job blocking and making it easy for me to run the ball."

**A.J. Erdely** completed 24-of-45 passes for 254 yards for the Blazers.

Rourke finished the day 12-of-18 passing for 185 yards and two touchdowns and ran three times for 30 yards to finish with 215 yards of total offense.

Ohio's **A.J. Ouellette** ran eight times for 26 yards, which put him over the 1,000-yard mark for the season at 1,006 yards in 13 games.

Ohio out-gained UAB 459-353 in total offense as the Bobcats evened the Bahamas Bowl series at 2-2 between the Mid-American Conference and Conference USA.

"This was not our day today," UAB head coach **Bill Clark** said. "But this won't take anything away from what this group has done. It was a historic year, our group has set the bar very high for the next UAB teams to come."

Defensively for UAB, **Anthony Rush** and **Tevin Crews** had a team-high seven tackles each.

"Being from Florida, it felt good to get the heat again because it's so cold in Ohio," Hagan said. "The food was fantastic. This bowl is just a great experience. It's definitely one of the best bowls I've experienced so far. The atmosphere, the water, the beach, the slides, it was just so fun. I felt like a little kid again."

## 2017 GAME SUMMARY

	1	2	3	4	F (Record)
UAB (C-USA)	0	3	3	0	6 (8-5)
Ohio (MAC)	13	14	14	0	41 (9-4)

**Attendance:** 13,585; **Time:** 3:07; **Weather:** Partly cloudy, 82 degrees

**Head Coaches:** UAB-Bill Clark; Ohio-Frank Solich

**Offensive Player of the Game:** Ohio RB Dorian Brown

**Defensive Player of the Game:** Ohio S Javon Hagan

### Scoring Summary

Qtr-Time	Team	Scoring Play - Scoring Drive (Plays-Yards-Time)	UAB-OU Score
1-8:41	OU	Knock 2 pass from Rourke (Zervos kick) 11-75-6:19	0-7
1-3:40	OU	White 56 pass from Rourke (kick failed) 3-70-1:20	0-13
2-12:26	OU	Brown 74 run (Zervos kick) 1-74-0:15	0-20
2-7:28	UAB	Vogel 34 FG 6-55-1:42	3-20
2-1:16	OU	Brown 9 run (Zervos kick) 9-63-6:12	3-27
3-10:46	UAB	Vogel 25 FG 11-83-4:14	6-27
3-7:45	OU	Brown 25 run (Zervos kick) 1-25-0:09	6-34
3-4:05	OU	Brown 14 run (Zervos kick) 6-67-3:08	6-41

### TEAM STATISTICS

	UAB	OU
FIRST DOWNS	20	24
RUSHING ATT-YARDS-TD	25-99-0	32-249-4
NET YARDS PASSING	254	210
Comp-Att-Int	24-45-0	14-22-0
Passing Touchdowns	0	2
TOTAL OFFENSE PLAYS-YARDS	70-353	54-459
Average Gain Per Play	5.0	8.5
Fumbles: Number-Lost	1-0	2-0
Penalties: Number-Yards	8-56	6-70
PUNTS-YARDS	5-209	4-173
Average Yards Per Punt	41.8	43.2
Punt returns: Number-Yards-TD	1-5-0	2-57-0
Kickoff returns: Number-Yards-TD	6-121-0	2-28-0
Interceptions: Number-Yards-TD	0-0-0	0-0-0
Fumble returns: Number-Yards	0-0	0-0
Time of Possession	29:34	30:26
3rd Down Conversions	3-15	2-7
4th Down Conversions	0-2	0-1
Sacks by: Number-Yards	0-0	0-0

### INDIVIDUAL STATISTICS

#### RUSHING (Attempts-Yards)

UAB - Spencer Brown 13-37, James Noble III 5-32, A.J. Erdely 5-31, Donnie Lee 2-(-1).  
OU - Dorian Brown 12-152, 4 TD, Julian Ross 6-39, Nathan Rourke 3-20, A.J. Ouellette 8-26, Papi White 1-8, Quinton Maxwell 2-(-6).

#### PASSING (Completions-Attempts-Interceptions)

UAB - Erdely 24-45-0, 254 yds.  
OU - Rourke 12-18-0, 185 yds., 2 TD; Maxwell 1-3-0, 10 yds.; Andrew Meyer 1-1-0, 15 yds.

#### RECEIVING (Receptions-Yards)

UAB - Andre Wilson 6-58, Ronnie Turner Jr. 4-67, Collin Lisa 4-55, Xavier Ubosi 4-20, Lee 2-2, Brown 1-26, Hayden Pittman 1-21, Logan Scott 1-4, Noble III 1-1. OU - Meyer 6-50, White 4-106, 1 TD, Troy Mangan 1-24, Rourke 1-15, Ouellette 1-13, Knock 1-2, 1 TD.

#### PUNTING (Punts-Average-Long)

UAB - Joel Dixon 5-41.8, 50 long. OU - Michael Farkas 4-43.2, 54 long.

**MAKERS WANTED BAHAMAS BOWL HONOR ROLL**

**MAKERS WANTED BAHAMAS BOWL OFFENSIVE PLAYERS OF THE GAME**




2014: WKU  
QB **Brandon Doughty**



2015: Western Michigan  
RB **Jamauri Bogan**



2016: Old Dominion  
RB **Ray Lawry**



2017: Ohio  
RB **Dorian Brown**

**MAKERS WANTED BAHAMAS BOWL DEFENSIVE PLAYERS OF THE GAME**



2014: WKU  
DE **Derik Overstreet**



2015: Western Michigan  
LB **Grant DePalma**



2016: Old Dominion  
LB **TJ Ricks**



2016: Ohio  
S **Javon Hagan**

**MAKERS WANTED BAHAMAS BOWL WINNING HEAD COACHES**




2014: WKU  
**Jeff Brohm**



2015: Western Michigan  
**P.J. Fleck**



2016: Old Dominion  
**Bobby Wilder**



2017: Ohio  
**Frank Solich**

# Thomas A. Robinson National Stadium

The Makers Wanted Bahamas Bowl is played in Nassau's state-of-the-



medal at the 1962 Central American and Caribbean Games.

Robinson won nine Big Ten Conference titles as a sprinter at the University of Michigan from 1959-61. He was inducted into Michigan's Hall of Honor in 1985 and the inaugural class of Michigan's Men's Track and Field Hall of Fame in 2006.

Discussions on the new stadium had begun some nine years before, with Robinson himself chairing the initial and final committee on the stadium. Robinson died November 25, 2012, just two days after the celebration of his partici-

pation in the Melbourne Olympics and before he could see the facility that bears his name in use.

The facility has been the site for track (2013 Carifta Games and the 2014



# THOMAS A. ROBINSON NATIONAL STADIUM CAMPUS



## ENTRANCES

- |                            |                         |
|----------------------------|-------------------------|
| 1 - Teams                  | 3 - Media               |
| 1a - VIPs                  | 3 - ESPN Crew           |
| 1a - Spirit Groups         | 4 - Officials           |
| 2 - Spectators/Vendors     | 4 - Pre/Half Performers |
| 2a - Institution Will-Call | 5 - ESPN Stadium Party  |

## PARKING

- |                 |                   |                    |
|-----------------|-------------------|--------------------|
| P1 - ABACO      | P5 - EXUMA        | P9 - RAGGED ISLAND |
| P2 - ACKLINS    | P6 - GRAND BAHAMA | P10 - RUM CAY      |
| P3 - CAT ISLAND | P7A&B - INAGUA    | P11 - SAN SALVADOR |
| P4 - ELEUTHERA  | P8 - MAYAGUANA    |                    |

# Giving Back to the Bahamas



Part of the Bahamas Bowl mission statement is “promoting The Bahamas and highlighting the educational and athletic opportunities for the youth of The Islands through college football.”

That mission was realized as the bowl hosted two events December 19 in Nassau to give back to the children of the Bahamas, thanks to the student-athletes, coaches and spirit groups of FIU and Toledo.

A group of student-athletes and spirit groups from both schools visited The Ranfurly Homes for Children. After over 50 years, the Ranfurly Homes for Children is still a place of hope for young Bahamians. The home is a haven, a learning ground, a place where warm memories take shape for boys and girls whose life circumstances may have otherwise taken them on a very different path.

The current Ranfurly administration, led by president Alexandra Maillis-Lynch and administrator Alexander Roberts, has partnered with local and international organizations to further enhance the lives of Ranfurly residents.

Since the beginning of the Makers Wanted Bahamas Bowl in 2014, the bowl has had a close relationship with Ranfurly and its residents, assisting the children and the home with various needs. Outside groups, seeing Ranfurly promoted on the ESPN broadcasts, have also raised money for the children living there as well as helping with infrastructure needs at the home, including a new laundry facility and sports equipment.

Ranfurly has 501(c)(3) status, so donations from US citizens and companies are tax-deductable.

For more information, visit [RanfurlyHome.org](http://RanfurlyHome.org).







Also on December 19, a group of student-athletes from both schools traveled to the fields just outside the old Thomas Robinson Stadium adjacent to the location of today’s game to conduct a Youth Football Clinic in conjunction with USA Football and the Makers Wanted Bahamas Bowl, sponsored by KFC.

With the help of the student-athletes of the two institutions and representatives of the Commonwealth American Football League (CAFL), USA Football conducted its Heads Up Football<sup>SM</sup> FUNDamentals clinic, which introduces children to football by teaching basic skills in a FUN and energetic environment. Certified clinicians use a series of drills to show passing, catching and running skills in a non-contact setting.

Each child attending the clinic received a bowl t-shirt, a ticket voucher to the Makers Wanted Bahamas Bowl, and, most importantly, the smiles, encouragement and fellowship provided by those student-athletes, coaches and spirit groups participating in today’s game.

For more information on USA Football and its programs, visit [usafootball.com](http://usafootball.com).

**EXPLORE THE FUTURE OF FOOTBALL.**

LEARN MORE AT [USAFOOTBALL.COM/FDM](http://USAFOOTBALL.COM/FDM)

**The Tribune**  
*My Voice. My Newspaper!*







**Tribune 242**



# COMMUNICATIONS

Chris Pika, Director of Communications  
C: 678-908-4853  
E: [chris.pika@bahamasbowl.com](mailto:chris.pika@bahamasbowl.com)



[MakersWantedBahamasBowl.com](http://MakersWantedBahamasBowl.com) • [@TheBahamasBowl](https://twitter.com/TheBahamasBowl)

**FOR IMMEDIATE RELEASE: DECEMBER 6, 2018**

**CONTACT: CHRIS PIKA, MAKERS WANTED BAHAMAS BOWL DIRECTOR OF COMMUNICATIONS**

**EMAIL: [CHRIS.PIKA@BAHAMASBOWL.COM](mailto:CHRIS.PIKA@BAHAMASBOWL.COM); CELL: (678)-908-4853**

## **ESPN'S STEVE LEVY, DESMOND HOWARD & LAURA RUTLEDGE TO CALL 2018 MAKERS WANTED BAHAMAS BOWL**

**NASSAU, Bahamas** – Veteran ESPN *SportsCenter* anchor and college football commentator **Steve Levy**, 1991 Heisman Trophy winner and Super Bowl XXXI MVP **Desmond Howard** and sideline reporter **Laura Rutledge** will call the 2018 Makers Wanted Bahamas Bowl between FIU (8-4) and Toledo (7-5) for ESPN on Friday, Dec. 21 in Thomas A. Robinson National Stadium at 12:30 p.m. ET.

Levy has been ESPN's play-by-play voice for every game in the bowl's history. Howard (analyst) will work his second-straight assignment at the bowl (2017), and Rutledge (sideline) will work for the third time in the Bahamas (2014, 2017).

**Steve Levy** is one of ESPN's longest-running *SportsCenter* anchors, having joined the network in August 1993. He is most often seen on the 11 p.m. ET edition or other late-night shows, as well as on the *SportsCenter* program on the ESPN App. In addition to his *SportsCenter* duties, in 2016, Levy returned to the college football play-by-play booth to work a weekly ABC/ESPN afternoon game.

Levy has hosted *SportsCenter* from many of the biggest events in sports, including the Super Bowl, NBA Finals, Final Four, College Football Playoff and more. He and ESPN hockey analyst **Barry Melrose** have covered the Stanley Cup Finals for ESPN every year since 1995.

Along the way, he has also handled play-by-play on the NHL (1995–2005) on ESPN, ESPN2 and ABC Sports, college football on ESPN2 (1999–2002) and the NCAA Division I men's hockey semifinals and finals – “The Frozen Four” – in 1998 and '99. The versatile Levy has also served as the studio host for ESPN's NHL telecasts and co-hosted The NFL on ESPN Radio – previewing, reviewing and updating National Football League games all day on Sundays throughout the season. He and Melrose teamed to call ESPN's telecasts of the World Cup of Hockey in 2016.

**Desmond Howard** joined ESPN in 2005 as a college football analyst. The 1991 Heisman Trophy winner and Super Bowl XXXI MVP joined the network a few years after his remarkable 11 seasons in the NFL. He has been an analyst on the eight-time Emmy-Award winning *College GameDay*, the network's signature Saturday morning show originating from the site of one of the day's best games, since 2005 and also calls ESPN's mid-week games.

At Michigan from 1988-1991, Howard was the first receiver in Big Ten history to lead the conference in scoring as he set or tied five NCAA records and 12 single-season Michigan records. In 1991, the All-American won the Heisman by the second largest margin of victory in the trophy's history (85 percent of the vote). He was also awarded the Walter Camp Trophy and the Maxwell Award that year, finishing with 950 receiving yards and 19 touchdown passes. By the end of his college career, Howard had scored 37 touchdowns.

The Washington Redskins selected Howard fourth overall in the 1992 NFL Draft. Howard spent three years with Washington, then moved on to the Jacksonville Jaguars – with whom he scored the first game-winning touchdown in team history – the Green Bay Packers, Oakland Raiders and Detroit Lions. He was selected to the Pro Bowl in 2000 while playing with the Lions.

Howard had 92 receptions as a wide receiver in his first four years. His 870 punt return yards in a single season remain a NFL record. With a memorable postseason kickoff return of 99-yards in the 1997 Super Bowl, he became the first and only player on special teams to be named Super Bowl MVP. Also in 1996, Howard led the NFL in punt returns, punt return average and punt returns for touchdowns.

In 2011, Howard was inducted into the College Football Hall of Fame.

**Laura Rutledge** joined ESPN's coverage of the Southeastern Conference in 2014 as a reporter on SEC Network and ESPN. She recently signed a multiyear contract extension in summer 2018.

Rutledge has expanded her portfolio at the network over the past year to include co-hosting *Get Up!*, regular stints as a *SportsCenter* anchor and a red carpet host at the *Home Depot College Football Awards* and the *ESPYS*. Rutledge finished her first year as *SEC Nation* host last fall and her second year with the show overall. She also contributes to ESPN and SEC Network's live-event programming for college football, basketball, gymnastics, baseball and softball. She was a mainstay in ESPN's extensive championship coverage surrounding the College Football Playoff, NCAA Women's Gymnastics Championships, and both the Women's College World Series and College World Series.

For more information on the 2018 Makers Wanted Bahamas Bowl, visit [MakersWantedBahamasBowl.com](http://MakersWantedBahamasBowl.com). The game is one of 15 postseason bowl games owned and operated by ESPN Events, a division of ESPN.

### **About The Makers Wanted Bahamas Bowl**

The Makers Wanted Bahamas Bowl will provide student-athletes, conference partners, alumni, fans and sponsors a first-class international bowl experience while promoting The Bahamas and highlighting the educational and athletic opportunities for the youth of The Islands through college football. The fifth-annual Makers Wanted Bahamas Bowl will take place in Nassau, Bahamas on December 21, 2018 at Thomas A. Robinson National Stadium between FIU (Conference USA) and Toledo (Mid-American Conference). The game will be televised nationally in the United States on ESPN.

### **ESPN Events**

[ESPN Events](#), a division of ESPN, owns and operates a large portfolio of 32 collegiate sporting events worldwide. The roster includes three Labor Day weekend college football games; FCS opening-weekend game; 15 college bowl games, 10 college basketball events, a college softball event and two college award shows, which accounts for approximately 375-plus hours of live programming, reaches almost 64 million viewers and attracts over 800,000 attendees each year. With satellite offices in Albuquerque, Birmingham, Boca Raton, Boise, Dallas-Fort Worth, Honolulu, Las Vegas, Montgomery and St. Petersburg, ESPN Events builds relationships with conferences, schools and local communities, as well as providing unique experiences for teams and fans.

ESPN Events also manages the Big 12 Corporate Partner Program.

For more information, visit the official [website](#), [Facebook](#), [Twitter](#) or [YouTube](#) pages.

## **MAKERS WANTED BAHAMAS BOWL**





FIU PANTHERS



TOLEDO ROCKETS

2018 FIU (8-4, 6-2 C-USA)

SEPTEMBER

1	INDIANA	L, 28-38
8	at Old Dominion*	W, 28-20
15	UMASS	W, 63-24
22	at Miami (Fla.)	L, 17-31
29	ARKANSAS-PINE BLUFF	W, 55-9

OCTOBER

13	MIDDLE TENNESSEE*	W, 24-21
20	RICE*	W, 36-17
27	at WKU*	W, 38-17

NOVEMBER

3	FLORIDA ATLANTIC*	L, 14-49
10	at UTSA*	W, 45-7
17	at Charlotte*	W, 42-35
24	MARSHALL*	L, 25-28

DECEMBER

21	vs. Toledo (Makers Wanted Bahamas Bowl)	
----	---	--

\* - C-USA games; home games in CAPS

2018 TOLEDO (7-5, 5-3 MAC)

SEPTEMBER

1	VMI	W, 66-3
15	MIAMI (FLA.)	L, 24-49
22	NEVADA	W, 63-44
29	at Fresno State	L, 27-49

OCTOBER

6	BOWLING GREEN*	W, 52-36
13	at Eastern Michigan*	L, 26-28
20	BUFFALO*	L, 17-31
25	at Western Michigan*	W, 51-24
31	BALL STATE*	W, 45-13

NOVEMBER

7	at Northern Illinois*	L, 15-38
15	at Kent State*	W, 56-34
23	CENTRAL MICHIGAN*	W, 51-13

DECEMBER

21	vs. FIU (Makers Wanted Bahamas Bowl)	
----	--------------------------------------	--

\* - MAC games; home games in CAPS

FIU (8-4, 6-2 C-USA) vs. TOLEDO (7-5, 5-3 MAC)

Friday, Dec. 21, 2018 • 12:30 p.m. (ET) • ESPN • Nassau, Bahamas • Thomas A. Robinson National Stadium

Site ..... Thomas A. Robinson National Stadium  
 Capacity ..... 15,000  
 Surface ..... Celebration Bermudagrass  
 TV ..... ESPN  
 Radio ..... MWBB Radio Network  
 Facebook ..... BahamasBowl  
 Twitter ..... @TheBahamasBowl  
 Hashtag ..... #BahamasBowl  
 Series Record ..... FIU leads, 2-1



Nickname ..... Panthers  
 2018 Record ..... 8-4 (6-2 C-USA)  
 Head Coach ..... Butch Davis  
 Record at FIU (Yrs.) ..... 16-9 (2nd)



Nickname ..... Rockets  
 2018 Record ..... 7-5 (5-3 MAC)  
 Head Coach ..... Jason Candle  
 Record at Toledo (Yrs.) ..28-12 (3rd)

THE SERIES

» The 2018 Makers Wanted Bahamas Bowl will be the fourth meeting between the FIU Panthers and the Toledo Rockets, and the first between the schools since the 2010 Little Caesars Pizza Bowl in Detroit, where FIU won 34-32 in the Panthers' first bowl appearance. FIU leads the all-time series, 2-1.

THE COACHES

» **BUTCH DAVIS** is in his second season as FIU head coach (16-9 record) and his 12th season as a collegiate head coach (95-52 overall record). The 2018 Makers Wanted Bahamas Bowl is the Panthers second-straight bowl appearance and FIU's fourth bowl appearance overall. Davis served as head coach at Miami (Fla.) from 1995-2000 and North Carolina from 2007-10. He was the NFL's Cleveland Browns head coach (2001-04) and an assistant coach for the Dallas Cowboys (1989-94), where he was part of back-to-back Super Bowl-winning teams (XXVII and XXVIII). Davis also was a college assistant coach at Miami (1984-88), where he was part of the Hurricanes' 1987 National Championship team, and Oklahoma State (1979-83).

» **JASON CANDLE** is in his third full season as a collegiate head coach (all at Toledo), and he has a 28-12 career record. The 2018 Makers Wanted Bahamas Bowl is the Rockets' fifth-straight bowl appearance and Toledo's 11th bowl appearance overall. Candle was an assistant coach at Mount Union (2002-08) and Toledo (2009-15). He played wide receiver at Geneva College (1998-99) and Mount Union (2000-01).

TEAM STATISTICAL COMPARISON

FIU (8-4, 6-2 C-USA)

TEAM STATISTICS	FIU	OPP
Points/Game	34.6	24.7
First Downs	249	271
Rushing/Game	171.1	197.9
Passing/Game	250.7	188.3
Total Offense/Game	421.8	386.2
Fumbles-Lost	13-4	11-4
Pen./Yds per Game	57/44.0	46/44.3
Time of Possession	30:32	29:28

INDIVIDUAL LEADERS

RUSHING	Att	Net	Avg	TD	YPG
Maxwell	121	673	5.6	7	56.1
Price	84	521	6.2	5	43.4

PASSING	C-A-I	Yds	TD	YPG
Morgan	213-326-7	2764	26	230.3

RECEIVING	Rec	Yds	Avg	TD	YPG
Worton	36	638	17.2	6	53.2
Maloney	28	582	20.8	5	48.5

DEFENSE	U-A-TT	TFL	Int.	PBU
Lewis	77-49-126	3.5	0	9
Freeman	57-32-89	7.5	2	1

Toledo (7-5, 5-3 MAC)

TEAM STATISTICS	TOL	OPP
Points/Game	41.1	30.2
First Downs	278	261
Rushing/Game	223.6	172.3
Passing/Game	224.9	257.8
Total Offense/Game	448.5	430.1
Fumbles-Lost	16-6	16-8
Pen./Yds per Game	94/73.0	93/72.7
Time of Possession	29:39	30:21

INDIVIDUAL LEADERS

RUSHING	Att	Net	Avg	TD	YPG
Kobach	139	875	6.3	13	72.9
Thompkins	98	563	5.7	6	46.9

PASSING	C-A-I	Yds	TD	YPG
Peters	124-227-7	1573	15	143.0

RECEIVING	Rec	Yds	Avg	TD	YPG
Di. Johnson	43	663	15.4	7	55.2
Thompson	43	592	13.8	10	49.3

DEFENSE	U-A-TT	TFL	Int.	PBU
Olekanma	32-46-78	8.5	1	0
Robinson	39-28-67	0.0	1	1

2018 NCAA TEAM RANKS (as of Dec. 9)

Category	FIU	TOL
<b>Total Offense</b>	<b>53</b>	<b>29</b>
Rushing Offense	64	23
Passing Offense	50	72
Passing Efficiency	13	53
Scoring Offense	30	11
<b>Total Defense</b>	<b>58</b>	<b>94</b>
Rushing Defense	100	78
Passing Yards Allowed	27	105
Passing Efficiency Def.	45	57
Scoring Defense	46	84
Turnover Margin	t-12	t-47
3rd Down Conversion %	23	75
4th Down Conversion %	t-13	t-113
3rd Down Conversion % Def.	t-93	18
4th Down Conversion % Def.	105	t-25
Red Zone Offense	t-94	106
Red Zone Defense	t-21	91
Net Punting	53	78
Punt Returns	8	20
Kickoff Returns	112	75
First Downs Offense	77	t-35
First Downs Defense	96	82
Fewest Penalties Per Game	t-21	t-114
Time of Possession	47	73



MAKERSWANTEDBAHAMASBOWL.COM

ESPNEVENTS.COM





### FIU PANTHERS DEPTH CHART

OFFENSE					DEFENSE					SPECIAL TEAMS							
<b>WR</b>	9	BRYCE SINGLETON	5-10	193	So.	<b>DE</b>	90	NOAH CURTIS	6-5	248	So.	<b>P</b>	6	STONE WILSON	5-10	180	Sr.
	11	CJ Worton	6-0	183	r-Jr.		92	Jason Mercier	6-3	262	Fr.		39	Sean Young	6-1	190	r-Jr.
<b>WR</b>	15	AUSTIN MALONEY	5-11	190	r-Jr.	<b>DT</b>	97	TAYLAND HUMPHREY	6-5	291	Jr.	<b>K</b>	30	JOSE BORREGALES	5-10	206	r-So.
	1	Maurice Alexander	5-11	180	r-Jr.		93	Teair Tart	6-3	290	r-Jr.		39	Sean Young	6-1	190	r-Jr.
<b>LT</b>	77	D'ANTNE DEMERY	6-5	320	r-Jr.	<b>DT</b>	91	ANTHONY JOHNSON	6-3	291	r-Sr.	<b>KO</b>	39	SEAN YOUNG	6-1	190	r-Jr.
	58	Devontay Taylor	6-4	305	r-So.		99	Jermaine Sheriff	6-2	275	r-Sr.		30	Jose Borregales	5-10	206	So.
<b>LG</b>	66	JORDAN BUDWIG	6-4	311	Gr.	<b>DE</b>	96	JOSH LITTLE	6-4	260	r-Jr.	<b>KR</b>	23	NAPOLEON MAXWELL	6-0	215	r-Jr.
	64	Willa Pierre	6-2	287	r-Fr.		94	Kevin Oliver	6-4	243	So.		24	D'Vonte Price	6-2	194	So.
<b>C</b>	60	DALLAS CONNELL	6-3	285	Jr.	<b>WLB</b>	5	EDWIN FREEMAN	6-1	250	Gr.	<b>PR</b>	1	MAURICE ALEXANDER	5-11	180	r-Jr.
	76	Neal Mars	6-3	305	Sr.		51	Dimitry Prophete	6-1	230	So.		16	Tony Gaiter IV	5-9	185	Jr.
<b>RG</b>	55	SHANE MCGOUGH	6-2	302	r-So.	<b>MLB</b>	3	SAGE LEWIS	6-1	240	r-Jr.	<b>LS</b>	61	TOMMY ZOZUS	6-0	236	r-Fr.
	74	Shacquille Williams	6-5	310	r-Jr.		45	Rocky Jacques-Louis	6-3	205	Fr.	- or -	50	JOHNATHAN SCANDRETT	5-8	197	r-Jr.
<b>RT</b>	65	DAQUANE WILKIE	6-4	275	r-Sr.	<b>SLB</b>	59	JAMAL GATES	6-2	225	So.	<b>HOLD</b>	6	STONE WILSON	5-10	180	Sr.
	79	Kai Absheer	6-5	310	r-Sr.		48	Josh Powell	5-11	194	So.		8	Christian Alexander	6-3	225	r-Jr.
<b>TE</b>	88	STERLING PALMER	6-6	235	Fr.	<b>CB</b>	21	STANTLEY THOMAS-OLIVER III	6-2	184	Jr.						
	81	Ivan Thomas	6-3	225	Fr.		4	Isaiah Brown	6-1	185	Jr.						
<b>FB</b>	32	COLLIN OLSEN	6-0	228	Jr.	<b>CB</b>	20	EMMANUEL LUBIN	6-1	190	Sr.						
<b>RB</b>	2	ANTHONY JONES	5-11	215	r-Jr.		35	Rishard Dames	5-11	165	So.						
	23	Napoleon Maxwell	6-0	215	r-Jr.	<b>FS</b>	36	DORIAN HALL	6-4	190	r-Fr.						
	22	Shawndarrius Phillips	5-11	225	Jr.		38	Richard Dames	5-11	185	So.						
	24	D'Vonte Price	6-2	194	So.	<b>SS</b>	10	OLIN CUSHION III	5-8	176	Jr.						
<b>QB</b>	12	JAMES MORGAN	6-4	213	r-Jr.		31	Tyree Johnson	5-9	185	Jr.						
	8	Christian Alexander	6-3	225	r-Jr.												



### TOLEDO ROCKETS DEPTH CHART

OFFENSE					DEFENSE					SPECIAL TEAMS							
<b>LT</b>	58	CAMERON BELL	6-8	340	Jr.	<b>DE</b>	99	TUZAR SKIPPER	6-3	245	Sr.	<b>PK</b>	37	JAMESON VEST	5-10	195	Sr.
	68	Mitchell Berg	6-6	305	r-Fr.		95	Willie Ross	6-1	284	Jr.		24	D.J. Wellons	5-10	187	r-Fr.
<b>LG</b>	67	SAMI KASSEM	6-4	320	Sr.	<b>DT-N</b>	93	NATE CHILDRESS	6-3	292	Jr.	<b>P</b>	49	BAILEY FLINT	6-4	226	So.
	64	Josh Fenn	6-4	320	So.		98	Tyrone Chambers	6-5	340	So.		11	Austin Long	6-2	195	Fr.
<b>C</b>	72	BRYCE HARRIS	6-3	285	Jr.	<b>DT</b>	97	REGGIE HOWARD	6-3	285	Sr.	<b>HOLD</b>	13	JALEN REESE	6-3	206	Sr.
	65	Luke Doerger	6-3	285	So.		86	Melvin Johnson	6-3	280	Jr.	<b>LS</b>	54	SEAN MILLS	6-2	220	So.
<b>RG</b>	78	YAZEED ATARIWA	6-4	315	Sr.	<b>DE</b>	91	JAMAL HINES	6-2	240	Fr.	<b>KR</b>	3	DIONTAE JOHNSON	5-11	185	Jr.
	57	Brandon Heidecker	6-6	315	Jr.		55	Lucas Maynard	6-3	248	Jr.		22	Bryant Koback	6-0	195	r-Fr.
<b>RT</b>	71	BROCK RUBLE	6-8	330	Sr.	<b>WLB</b>	42	RICHARD OLEKANMA	6-2	245	Sr.		10	Desmond Phillips	5-10	187	Jr.
	74	Lavel Dumont	6-4	280	Fr.		2	Jordan Fisher	6-3	238	Jr.	<b>PR</b>	3	DIONTAE JOHNSON	5-11	185	Jr.
<b>TE</b>	14	REGGIE GILLIAM	6-0	240	Jr.	<b>MLB</b>	17	TYLER TAAFE	6-1	230	Sr.		10	Desmond Phillips	5-10	187	Jr.
	89	Drew Rosi	6-4	245	So.		31	Daniel Bolden	6-1	242	Fr.						
<b>QB</b>	12	ELI PETERS	6-2	185	So.	<b>STAR</b>	21	DeDARALLO BLUE	6-0	220	Jr.						
	2	Carter Bradley	6-3	208	Fr.		20	Saeed Holt	6-0	190	Fr.						
<b>RB</b>	33	ART THOMPkins	5-8	187	Jr.	<b>BC</b>	24	JUSTIN CLARK	5-11	177	So.						
	22	Bryant Koback	6-0	195	r-Fr.		19	Samuel Womack	5-10	180	So.						
	21	Shakif Seymour	5-11	225	So.	<b>SS</b>	27	KAHLIL ROBINSON	6-0	178	Jr.						
<b>WR-X</b>	3	DIONTAE JOHNSON	5-11	185	Jr.		38	Zachary Ford	6-3	194	r-Fr.						
	7	Jon'Vea Johnson	6-0	190	Sr.	<b>FS</b>	8	JOSH TEACHEY	5-11	195	Sr.						
<b>WR-M</b>	10	DESMOND PHILLIPS	5-10	187	Jr.		15	Tycen Anderson	6-2	196	So.						
	32	Rhett Blackman	5-9	190	Jr.	<b>FC</b>	13	KA'DAR HOLLMAN	6-0	192	Sr.						
<b>WR-Z</b>	25	CODY THOMPSON	6-2	207	Sr.		12	DeAmonte King	5-11	186	r-Fr.						
	80	Bryce Mitchell	6-3	200	So.												

### GAME OFFICIALS



**Dr. Mark B. Rosenberg**  
President



**Pete Garcia**  
Executive Director of  
Sports and Entertainment



**Butch Davis**  
Head Coach



**ASSISTANT COACHES/STAFF**

- Allen Mogridge - Assistant Head Coach/Offensive Line
- Brent Guy - Defensive Coordinator/Linebackers
- Rich Skrosky - Offensive Coordinator/Quarterbacks
- Jeff Copp - Defensive Backs
- Tim Harris Jr. - Running Backs
- Aubrey Hill - Wide Receivers
- Kenny Holmes - Defensive Line
- Eric Thatcher - Defensive Backs
- James Vollono - Special Teams Coordinator
- Drew Davis - Tight Ends
- Jedidiah Keime - Director of Football Operations



**#12 QB James Morgan**


**KEY PLAYERS**



**#1 WR Maurice Alexander**



**#3 LB Sage Lewis**



**#6 P/K Stone Wilson**

# FIU Panthers

**Head Coach:** Butch Davis (16-9; 2 seasons at FIU; 95-52; 12 seasons overall)

**Asst HC/OL:** Allen Mogridge (sideline) • **DC/LB:** Brent Guy (press box) • **OC/QB:** Rich Skrosky (press box) • **DB:** Jeff Copp (sideline) • **RB:** Tim Harris Jr. (sideline)  
**WR:** Aubrey Hill (sideline) • **DL:** Kenny Holmes (sideline) • **DB:** Eric Thatcher (press box) • **ST:** James Vollono (sideline) • **TE:** Drew Davis (sideline)

No.	Name	Pos.	Ht.	Wt.	Cl.	Hometown/Last School
1	Maurice Alexander	WR	5-11	180	r-Jr.	Florida City, Fla./Booker T. Washington HS
2	Anthony Jones	RB	5-11	215	r-Jr.	Miami, Fla./Miami Central HS
3	Sage Lewis	LB	6-1	240	r-Jr.	Opa-Locka, Fla./Monsignor Pace HS
4	Isaiah Brown	CB	6-1	185	Jr.	Tampa, Fla./Tampa Bay Tech
+ 5	Edwin Freeman	LB	6-1	250	Gr.	Arlington, Texas/Texas
+ 5	Demarcus Townsend	RB	5-10	215	Fr.	Naples, Fla./Palmetto Ridge HS
6	Stone Wilson	P/K	5-10	180	Sr.	Nokomis, Fla./IMG Academy
+ 7	Fermin Silva	DL	6-2	235	Sr.	Miami, Fla./Miami Central HS
+ 7	Kaylan Wiggins	QB	6-2	200	r-Fr.	Sanford, Fla./Seminole HS
8	Christian Alexander	QB	6-3	225	r-Jr.	Lakeland, Fla./Lakeland Christian HS
9	Bryce Singleton	WR	5-10	193	So.	Hilton Head Island, S.C./Hilton Head Island HS
+ 10	Olin Cushion III	DB	5-8	176	Jr.	Miami, Fla./Miami Central HS
+ 10	Tannor Watson	QB	6-3	177	Fr.	Jacksonville, Fla./Atlantic Coast HS
11	CJ Worton	WR	6-0	183	r-Jr.	Homestead, Fla./Florida
12	James Morgan	QB	6-4	213	r-Jr.	Green Bay, Wis./Bowling Green
13	Darius Philon	WR	5-10	161	r-Jr.	Winter Haven, Fla./Winter Haven HS
14	Darius Scott	WR	5-10	195	Jr.	Miami, Fla./Booker T. Washington HS
+ 15	Quentin Bessent Jr.	DB	5-10	156	r-Jr.	Titusville, Fla./Huntingdon College
+ 15	Austin Maloney	WR	5-11	190	r-Jr.	Miami, Fla./Miami Christopher Columbus HS
16	Tony Gaiter IV	WR	5-9	185	Jr.	Richmond Heights, Fla./Westminster Christian HS
+ 17	Lewlin Irving Jr.	DB	5-9	193	r-Sr.	Tarmac, Fla./Bethune-Cookman
+ 17	Caleb Lynum	QB	6-2	195	Fr.	Miami, Fla./East Ridge HS
18	Malik Tyson	DB	6-2	195	r-So.	Tampa, Fla./Robinson HS
19	Shemar Thornton	WR	5-11	182	So.	Miami, Fla./Hallandale HS
20	Emmanuel Lubin	DB	6-1	190	Sr.	Miami, Fla./North Miami Beach HS
21	Stantley Thomas-Oliver III	DB	6-2	184	Jr.	Punta Gorda, Fla./Charlotte HS
22	Shawndarrius Phillips	RB	5-11	225	Jr.	Delray Beach, Fla./Atlantic Community HS
+ 23	Isaiah Hill	S	5-11	195	Jr.	Tallahassee, Fla./Florida State HS
+ 23	Napoleon Maxwell	RB	6-0	215	r-Jr.	St. Petersburg, Fla./Admiral Farragut Academy
24	D'Vonte Price	RB	6-2	194	So.	Punta Gorda, Fla./Charlotte HS
25	Aris Duffey	DB	5-11	178	r-So.	St. Augustine, Fla./Appalachian State
26	Jamal Anderson	DB	6-2	180	Fr.	Homestead, Fla./South Dade HS
27	Benny McCray	CB	6-2	185	r-Fr.	Clermont, Fla./East Ridge HS
28	Jesson Walker	DB	6-1	170	Fr.	Southwest Brevard County, Fla./Rockledge HS
29	Jacob White	DB	6-0	175	r-Fr.	Punta Gorda, Fla./Charlotte HS
30	Jose Borregales	K/P	5-10	206	r-So.	Miami, Fla./Booker T. Washington HS
31	Tyree Johnson	DB	5-9	185	Jr.	Miami Gardens, Fla./Miami Carol City HS
32	Collin Olsen	RB	6-0	228	Jr.	Port Orange, Fla./Spruce Creek HS
33	Shaun Peterson Jr.	RB	6-3	215	Fr.	Fort Lauderdale, Fla./Nova HS
34	Trent McGhee	DB	6-0	198	r-So.	Jacksonville, Fla./St. Petersburg College
35	Rishard Dames	DB	5-11	165	So.	Miami, Fla./Booker T. Washington HS
36	Dorian Hall	S	6-4	190	r-Fr.	Hollywood, Fla./South Broward HS
+ 37	Jordan Atkins	RB	5-9	188	Fr.	Miami, Fla./North Miami Beach HS
+ 37	Romelo Brooks	LB	5-10	200	So.	Miami, Fla./Miami Killian HS
38	Richard Dames	DB	5-11	185	So.	Miami, Fla./Booker T. Washington HS
39	Sean Young	K/P	6-1	190	r-Sr.	Tampa, Fla./ASA (Fla.) College
40	Daniel Jackson	S	6-2	200	So.	Apex, N.C./Middle Creek HS
41	Shamar Munroe	DB	6-1	190	Fr.	Palmetto, Fla./Miami Palmetto HS
42	Jojo Louis	S	5-11	196	Jr.	Bradenton, Fla./Braden River HS
+ 43	Christian Irving	DB	5-11	197	r-Jr.	Lauderdale Lakes, Fla./Wyoming
+ 43	Shawn O'Gorman	WR	5-8	184	r-Jr.	Weeki Wachee, Fla./Weeki Wachee HS
44	Cadarius Gaskin	WR	6-3	218	Fr.	Delray Beach, Fla./Atlantic HS
45	Rocky Jacques-Louis	LB	6-3	205	Fr.	Fort Myers, Fla./Dunbar HS
46	Milord Juste	DL	6-1	285	Sr.	Palm Beach Gardens, Fla./Palm Beach Gardens HS
47	Rod Sylvestre	DB	5-11	193	r-Jr.	Margate, Fla./UCF
48	Josh Powell	LB	5-11	194	So.	Riviera Beach, Fla./Suncoast HS
49	Ulice Gillard III	S	6-1	198	r-So.	Orlando, Fla./Lake Nona HS
50	Johnathon Scandrett	LS	5-8	197	r-Jr.	Ellenwood, Ga./Delaware State
51	Dimitry Prophete	LB	6-1	230	So.	Miami, Fla./Southridge HS
52	Donovan Georges	LB	6-1	240	Fr.	Hialeah, Fla./Champagnat Catholic HS
53	Tevin Jones	LB	6-4	220	r-Fr.	Miami, Fla./Miami Norland HS
54	Khaliq Jacas	DL	6-2	230	r-Jr.	Port Lucie, Fla./ASA (Fla.) College
55	Shane McGough	C	6-2	302	r-So.	Tampa, Fla./Gaither HS
57	Josh Colston	LB	6-2	239	Fr.	Crystal Beach, Fla./East Ridge HS
58	Devontay Taylor	OL	6-4	305	r-So.	Odessa, Fla./Mitchell HS
59	Jamal Gates	LB	6-2	225	So.	Palm Beach Gardens, Fla./Dwyer HS
60	Dallas Connell	OL	6-3	283	Jr.	Jacksonville, Fla./First Coast HS
61	Tommy Zozus	LS	6-0	236	r-Fr.	Punta Gorda, Fla./Charlotte HS
62	Mershawn Miller	OL	6-2	313	r-Fr.	Miami, Fla./Miami Central HS
63	Jaylen Daphnis	OL	6-0	287	r-Fr.	Miami, Fla./Miami Norland HS
64	Willa Pierre	OL	6-2	287	r-Fr.	Miami, Fla./Booker T. Washington HS

No.	Name	Pos.	Ht.	Wt.	Cl.	Hometown/Last School
64	Willa Pierre	OL	6-2	287	r-Fr.	Miami, Fla./Booker T. Washington HS
65	Daquane Wilkie	OL	6-4	275	r-Sr.	Orlando, Fla./Oak Ridge HS
66	Jordan Budwig	OG	6-4	311	Fr.	Ft. Lauderdale, Fla./University School
67	John Bolding	OL	6-3	315	Fr.	Spring, Texas/Klein Oak HS
68	Tahj Brighthaupt	OL	6-7	374	So.	Miami, Fla./Miami Central HS
70	Jason Jean	OL	6-4	290	r-Jr.	Miami, Fla./Miami Central HS
71	Deion Eakins	OG	6-4	310	So.	Jacksonville, Fla./Trinity Christian Academy
72	Davon Strickland	DL	6-1	263	Fr.	Hollywood, Fla./South Broward HS
73	Lyndell Hudson Jr.	OL	6-6	300	Fr.	Brooksville, Fla./Central HS
74	Shacquille Williams	OL	6-5	310	r-Jr.	Charlotte, Fla./Dodge City (Kan.) CC
75	Rashad Colson	DL	6-5	310	r-Fr.	Miami, Fla./Miami Norland HS
76	Neal Mars	OG/C	6-3	305	Sr.	Orange Park, Fla./Fleming Island HS
77	D'Antne Demery	OL	6-5	320	So.	Brunswick, Ga./Hutchinson (Kan.) CC
78	Kameron Burns	OL	6-4	270	Fr.	Crawfordville, Fla./Wakulla HS
79	Kai Absheer	OL	6-5	310	r-Sr.	Oakland Park, Fla./Saint Thomas Aquinas HS
80	Zach Armour	TE	6-3	220	r-So.	Cocoa, Fla./Cocoa HS
81	Ivan Thomas	TE	6-3	225	Fr.	Miami, Fla./Miami Palmetto HS
82	Jordan Underwood	WR	6-0	180	Fr.	Apopka, Fla./Olympia HS
84	David O'Meara	TE	6-5	245	Fr.	Tallahassee, Fla./Chiles HS
85	DeAndre Williams	WR	5-10	180	r-Fr.	Miami, Fla./Booker T. Washington HS
86	Carson Genal	TE	6-4	220	r-Fr.	Naples, Fla./Gulf Coast HS
87	Maurquel Dillard	WR	6-0	185	Fr.	Fort Lauderdale, Fla./University School
88	Sterling Palmer	TE	6-6	235	Fr.	Midlothian, Va./Fork Union Military
89	Christian Vinson	TE	6-5	220	Sr.	Ocala, Fla./Northland C&T College
90	Noah Curtis	DL	6-5	248	So.	Delray Beach, Fla./American Heritage HS
91	Anthony Johnson	DL	6-3	291	r-Sr.	Kingsland, Ga./Camden County HS
92	Jason Mercier	DL	6-3	262	Fr.	Boynton Beach, Fla./Atlantic HS
93	Tear Tart	DL	6-3	290	r-Jr.	Philadelphia, Pa./Ellsworth (Iowa) CC
94	Kevin Oliver	DL	6-4	243	So.	Davie, Fla./Western HS
95	Andrew Tarver	DT	6-1	295	r-So.	Powder Springs, Ga./McEachern HS
+ 96	Alec Hallman	K/P	6-1	214	r-Fr.	Lithia, Fla./Oregon
+ 96	Josh Little	DL	6-4	260	r-Jr.	Oklahoma City, Okla./Kansas State
+ 97	Tayland Humphrey	DL	6-5	350	r-Jr.	Spring, Texas/Hutchinson (Kan.) CC
+ 97	Thomas Leo	K/P	6-4	222	Fr.	Winter Garden, Fla./East Ridge HS
+ 98	Estin Thiele	K/P	6-1	176	Fr.	St. Augustine, Fla./Menendez HS
+ 98	Jordan Woods	DL	6-4	275	r-So.	Citra, Fla./Georgia Tech
99	Jermaine Sheriff	DL	6-2	275	r-Sr.	Ft. Lauderdale, Fla./Hialeah HS

+ - duplicate number

r - redshirt

## FIU PRONUNCIATIONS

Kai Absheer	Kye	Emmanuel Lubin	LOU-ben
Quentin Bessent Jr.	Ba-Sent	Shane McGough	Mah-GOO
Jose Borregales	boar-ah-GAL-es	Jason Mercier	Mercy-a
Tahj Brighthaupt	Bright-hopped	Darius Philon	Fa-Lawn
Jaylin Daphnis	Daph-ness	Dimitry Prophete	Duh-mee-tree Prophet
Aris Duffey	Air-us	Fermin Silva	FUR-man
Deion Eakins	EEK-ins	Rod Sylvestre	Seal-ves-Stre
Tony Gaiter IV	Gator	Tear Tart	Tee-AIR
Cadarius Gaskin	Ka-Darius Gas-ken	Estin Thiele	ES-ten Tha-eel
Carson Genal	Juh-nahl	Shemar Thornton	Sha-Mar
Ulice Gillard II	U-lis	Jesson Walker	Ja-Sahn
Milord Juste	Me-Low Just-EE	Daquane Wilkie	DAY-Kwon WILL-Key
Khaliq Jacas	Joq-us	Shacquille Williams	SHAK-eel
Rocky Jacques-Louis	Jock-Lew-ee	Tommy Zozus	Zoe-Zues

## FIU QUICK FACTS

Location	Miami, Fla.	President	Dr. Mark B. Rosenberg
Founded/Opened	1965/1972	Exec. Dir. of Sports & Entertainment	Pete Garcia
Enrollment	54,000	Stadium/Capacity	Riccardo Silva Stadium/20,000
Nickname	Panthers	Surface	FieldTurf
Colors	Blue and Gold	Bowl Appearance	Fourth
Conference	Conference USA	Last Bowl	2017 Bad Boy Mowers Gasparilla Bowl

**FIU Football**  
**FIU Overall Team Statistics (as of Nov 24, 2018)**  
**All games**

<b>Team Statistics</b>	<b>FIU</b>	<b>OPP</b>
SCORING	415	296
Points Per Game	34.6	24.7
Points Off Turnovers	64	38
FIRST DOWNS	247	271
Rushing	96	139
Passing	130	104
Penalty	21	28
RUSHING YARDAGE	2034	2375
Yards gained rushing	2212	2612
Yards lost rushing	178	237
Rushing Attempts	434	487
Average Per Rush	4.7	4.9
Average Per Game	169.5	197.9
TDs Rushing	23	19
PASSING YARDAGE	2971	2259
Comp-Att-Int	233-356-8	203-335-17
Average Per Pass	8.3	6.7
Average Per Catch	12.8	11.1
Average Per Game	247.6	188.2
TDs Passing	26	16
TOTAL OFFENSE	5005	4634
Total Plays	790	822
Average Per Play	6.3	5.6
Average Per Game	417.1	386.2
KICK RETURNS: # -Yards	26-467	21-404
PUNT RETURNS: # -Yards	14-219	14-150
INT RETURNS: # -Yards	17-197	8-76
KICK RETURN AVERAGE	18.0	19.2
PUNT RETURN AVERAGE	15.6	10.7
INT RETURN AVERAGE	11.6	9.5
FUMBLES-LOST	13-4	11-4
PENALTIES-Yards	58-543	55-517
Average Per Game	45.2	43.1
PUNTS-Yards	40-1726	45-1823
Average Per Punt	43.2	40.5
Net punt average	37.9	34.3
KICKOFFS-Yards	73-4798	57-3375
Average Per Kick	65.7	59.2
Net kick average	43.4	40.1
TIME OF POSSESSION/Game	30:31	29:29
3RD-DOWN Conversions	72/159	64/153
3rd-Down Pct	45%	42%
4TH-DOWN Conversions	14/21	13/21
4th-Down Pct	67%	62%
SACKS BY-Yards	21-114	9-70
MISC YARDS	0	0
TOUCHDOWNS SCORED	53	38
FIELD GOALS-ATTEMPTS	14-18	10-17
ON-SIDE KICKS	2-4	1-2
RED-ZONE SCORES	(37-46) 80%	(37-48) 77%
RED-ZONE TOUCHDOWNS	(29-46) 63%	(28-48) 58%
PAT-ATTEMPTS	(49-50) 98%	(36-36) 100%
ATTENDANCE	109797	124440
Games/Avg Per Game	7/15685	5/24888
Neutral Site Games		0/0

<b>Score by Quarters</b>	<b>1st</b>	<b>2nd</b>	<b>3rd</b>	<b>4th</b>	<b>OT</b>	<b>Total</b>
FIU	61	144	97	113	0	415
Opponents	73	81	66	76	0	296

**FIU Football**  
**FIU Overall Individual Statistics (as of Nov 24, 2018)**  
**All games**

<b>Rushing</b>	<b>gp-gs</b>	<b>att</b>	<b>gain</b>	<b>loss</b>	<b>net</b>	<b>avg</b>	<b>td</b>	<b>lg</b>	<b>avg/g</b>
MAXWELL, N.	12-4	121	685	12	673	5.6	7	52	56.1
PRICE, D'Vonte	12-2	84	531	10	521	6.2	5	70	43.4
PHILLIPS, S.	11-5	94	413	20	393	4.2	4	42	35.7
JONES, Anthony	5-3	52	251	5	246	4.7	3	38	49.2
ALEXANDER, M.	12-9	14	113	10	103	7.4	1	51	8.6
ALEXANDER, C.	9-0	14	102	4	98	7.0	2	31	10.9
PETERSON JR., S	2-0	11	41	0	41	3.7	0	7	20.5
WILSON, Stone	12-0	3	27	9	18	6.0	0	20	1.5
ATKINS, Jordan	1-0	2	3	0	3	1.5	0	2	3.0
TEAM	8-0	11	0	27	-27	-2.5	0	0	-3.4
MORGAN, James	12-12	28	46	81	-35	-1.2	1	11	-2.9
Total	12	434	2212	178	2034	4.7	23	70	169.5
Opponents	12	487	2612	237	2375	4.9	19	37	197.9

<b>Passing</b>	<b>gp-gs</b>	<b>effic</b>	<b>comp-att-int</b>	<b>pct</b>	<b>yds</b>	<b>td</b>	<b>lg</b>	<b>avg/g</b>
MORGAN, James	12-12	157.63	213-326-7	65.3	2727	26	76	227.2
ALEXANDER, C.	9-0	121.77	19-29-1	65.5	218	0	49	24.2
ALEXANDER, M.	12-9	318.40	1-1-0	100.0	26	0	26	2.2
Total	12	155.16	233-356-8	65.4	2971	26	76	247.6
Opponents	12	122.85	203-335-17	60.6	2259	16	83	188.2

<b>Receiving</b>	<b>gp-gs</b>	<b>no.</b>	<b>yds</b>	<b>avg</b>	<b>td</b>	<b>lg</b>	<b>avg/g</b>
WORTON, C.	12-6	36	620	17.2	6	58	51.7
ALEXANDER, M.	12-9	35	444	12.7	5	76	37.0
MALONEY, Austin	12-10	28	582	20.8	5	54	48.5
SINGLETON, B.	9-1	28	336	12.0	2	49	37.3
PALMER, S.	12-10	23	215	9.3	1	23	17.9
GAITER IV, Tony	12-5	20	175	8.8	2	35	14.6
PRICE, D'Vonte	12-2	15	116	7.7	0	34	9.7
JONES, Anthony	5-3	10	37	3.7	2	7	7.4
SCOTT, Darrius	10-1	9	86	9.6	0	26	8.6
THORNTON, S.	10-1	7	134	19.1	2	29	13.4
THOMAS, Ivan	11-2	7	44	6.3	0	9	4.0
MAXWELL, N.	12-4	7	28	4.0	0	10	2.3
PHILLIPS, S.	11-5	4	60	15.0	0	35	5.5
GASKIN, C.	5-0	3	82	27.3	1	75	16.4
OLSEN, Collin	12-0	1	12	12.0	0	12	1.0
Total	12	233	2971	12.8	26	76	247.6
Opponents	12	203	2259	11.1	16	83	188.2

<b>Punt Returns</b>	<b>no.</b>	<b>yds</b>	<b>avg</b>	<b>td</b>	<b>lg</b>
ALEXANDER, M.	14	219	15.6	1	69
Total	14	219	15.6	1	69
Opponents	14	150	10.7	1	36

<b>Interceptions</b>	<b>no.</b>	<b>yds</b>	<b>avg</b>	<b>td</b>	<b>lg</b>
HALL, Dorian	3	14	4.7	0	14
DAMES, Richard	3	11	3.7	0	11
FREEMAN, Edwin	2	7	3.5	0	4
DAMES, Rishard	2	41	20.5	0	41
JACQUES-LOUIS,R	2	91	45.5	2	59
BROWN, Isaiah	2	13	6.5	0	8
THOMAS-OLIVER	1	0	0.0	0	0
GATES, Jamal	1	0	0.0	0	0
CUSHION III, O.	1	20	20.0	0	20
Total	17	197	11.6	2	59
Opponents	8	76	9.5	2	33

<b>Kick Returns</b>	<b>no.</b>	<b>yds</b>	<b>avg</b>	<b>td</b>	<b>lg</b>
MALONEY, Austin	8	149	18.6	0	30
BROWN, Isaiah	4	75	18.8	0	27
PHILON, DARIUS	3	54	18.0	0	22
PRICE, D'Vonte	3	67	22.3	0	30
SINGLETON, B.	3	41	13.7	0	25
MAXWELL, N.	3	49	16.3	0	39
MUNROE, Shamar	1	16	16.0	0	16
ALEXANDER, M.	1	16	16.0	0	16
Total	26	467	18.0	0	39
Opponents	21	404	19.2	0	51

<b>Fumble Returns</b>	<b>no.</b>	<b>yds</b>	<b>avg</b>	<b>td</b>	<b>lg</b>
LEWIS, Sage	1	61	61.0	1	61
Total	1	61	61.0	1	61
Opponents	0	0	0.0	0	0

**FIU Football**  
**FIU Overall Individual Statistics (as of Nov 24, 2018)**  
**All games**

Scoring	td	fg	PAT				dpx	saf	pts
			kick	rush	rcv	pass			
BORREGALES, J.	-	14-18	49-50	-	-	-	-	91	
MAXWELL, N.	7	-	-	-	-	-	-	42	
ALEXANDER, M.	7	-	-	-	-	2-2	-	42	
WORTON, C.	6	-	-	-	-	-	-	36	
JONES, Anthony	5	-	-	-	-	-	-	30	
PRICE, D'Vonte	5	-	-	-	-	-	-	30	
MALONEY, Austin	5	-	-	-	-	-	-	30	
PHILLIPS, S.	4	-	-	-	-	-	-	24	
GAITER IV, Tony	2	-	-	-	2	-	-	16	
ALEXANDER, C.	2	-	-	-	1	-	-	14	
JACQUES-LOUIS,R	2	-	-	-	-	-	-	12	
SINGLETON, B.	2	-	-	-	-	-	-	12	
THORNTON, S.	2	-	-	-	-	-	-	12	
MORGAN, James	1	-	-	-	-	1-1	-	6	
GASKIN, C.	1	-	-	-	-	-	-	6	
PALMER, S.	1	-	-	-	-	-	-	6	
LEWIS, Sage	1	-	-	-	-	-	-	6	
Total	53	14-18	49-50	-	3	3-3	-	415	
Opponents	38	10-17	36-36	-	1	1-2	-	296	

Total Offense	g	plays	rush	pass	total	avg/g
MORGAN, James	12	354	-35	2727	2692	224.3
MAXWELL, N.	12	121	673	0	673	56.1
PRICE, D'Vonte	12	84	521	0	521	43.4
PHILLIPS, S.	11	94	393	0	393	35.7
ALEXANDER, C.	9	43	98	218	316	35.1
JONES, Anthony	5	52	246	0	246	49.2
ALEXANDER, M.	12	15	103	26	129	10.8
PETERSON JR., S	2	11	41	0	41	20.5
WILSON, Stone	12	3	18	0	18	1.5
ATKINS, Jordan	1	2	3	0	3	3.0
TEAM	8	11	-27	0	-27	-3.4
Total	12	790	2034	2971	5005	417.1
Opponents	12	822	2375	2259	4634	386.2

Field Goals	fg	pct.	01-19	20-29	30-39	40-49	50-99	lg	blk
BORREGALES, J.	14-18	77.8	0-0	6-7	3-5	4-5	1-1	53	1

FG Sequence	FIU	Opponents
IND	-	(36)
Old Dominion	32	42,(30),(39)
UMASS	-	(36)
Miami (FL)	(28)	(30)
UAPB	(23),(40)	(37),50,(45),(31)
Middle Tennessee	(44),(53),(45)	49
RICE	(32),(38),(47)	(47)
WKU	(35)	22,(23)
FAU	-	40
UTSA	33,(23)	47
Charlotte	(25),(28)	-
Marshall	(22),28,43	25

Punting	no.	yds	avg	lg	tb	fc	i20	50+	blk
WILSON, Stone	39	1726	44.3	63	3	20	13	11	1
TEAM	1	0	0.0	0	0	0	0	0	0
Total	40	1726	43.2	63	3	20	13	11	1
Opponents	45	1823	40.5	80	3	13	12	9	0

Kickoffs	no.	yds	avg	tb	ob	retn	net	ydln
YOUNG, Sean	53	3622	68.3	43	0			
BORREGALES, J.	17	987	58.1	6	1			
WOODS, Jordan	3	189	63.0	0	1			
Total	73	4798	65.7	49	2	19.2	43.4	21
Opponents	57	3375	59.2	25	1	18.0	40.1	24

Numbers in (parentheses) indicate field goal was made.

**FIU Football**  
**FIU Overall Individual Statistics (as of Nov 24, 2018)**  
**All games**

<u>All Purpose</u>	<u>g</u>	<u>rush</u>	<u>rcv</u>	<u>pr</u>	<u>kr</u>	<u>ir</u>	<u>total</u>	<u>avg/g</u>
ALEXANDER, M	12	103	444	219	16	0	782	65.2
MAXWELL, N.	12	673	28	0	49	0	750	62.5
MALONEY, Aust	12	0	582	0	149	0	731	60.9
PRICE, D'Vonte	12	521	116	0	67	0	704	58.7
WORTON, C.	12	0	620	0	0	0	620	51.7
PHILLIPS, S.	11	393	60	0	0	0	453	41.2
SINGLETON, B.	9	0	336	0	41	0	377	41.9
JONES, Anthony	5	246	37	0	0	0	283	56.6
PALMER, S.	12	0	215	0	0	0	215	17.9
GAITER IV, Ton	12	0	175	0	0	0	175	14.6
THORNTON, S.	10	0	134	0	0	0	134	13.4
ALEXANDER, C	9	98	0	0	0	0	98	10.9
JACQUES-LOUI	12	0	0	0	0	91	91	7.6
BROWN, Isaiah	12	0	0	0	75	13	88	7.3
SCOTT, Darrius	10	0	86	0	0	0	86	8.6
GASKIN, C.	5	0	82	0	0	0	82	16.4
PHILON, DARIU	4	0	0	0	54	0	54	13.5
THOMAS, Ivan	11	0	44	0	0	0	44	4.0
DAMES, Rishard	12	0	0	0	0	41	41	3.4
PETERSON JR.,	2	41	0	0	0	0	41	20.5
CUSHION III, O.	12	0	0	0	0	20	20	1.7
WILSON, Stone	12	18	0	0	0	0	18	1.5
MUNROE, Sha	9	0	0	0	16	0	16	1.8
HALL, Dorian	12	0	0	0	0	14	14	1.2
OLSEN, Collin	12	0	12	0	0	0	12	1.0
DAMES, Richard	12	0	0	0	0	11	11	0.9
FREEMAN, Edw	12	0	0	0	0	7	7	0.6
ATKINS, Jordan	1	3	0	0	0	0	3	3.0
TEAM	8	-27	0	0	0	0	-27	-3.4
MORGAN, Jame	12	-35	0	0	0	0	-35	-2.9
Total	12	2034	2971	219	467	197	5888	490.7
Opponents	12	2375	2259	150	404	76	5264	438.7



**FIU Football**  
**FIU Overall Defensive Statistics (as of Nov 24, 2018)**  
**All games**

#	Defensive Leaders	gp-gs	Tackles				tfl/ yds	Sacks no-yds	Pass defense			Fumbles		blkd	
			ua	a	tot				int-yds	brup	qbh	rcv-yds	ff	kick	saf
3	LEWIS, Sage	12-12	76	50	126	3.5-6	1.0-3	.	9	1	1-61	.	.	.	
5	FREEMAN, Edwin	12-11	57	32	89	7.5-12	1.0-1	2-7	1	1	.	1	.	.	
10	CUSHION III, O.	12-10	38	21	59	.	.	1-20	2	.	.	.	.	.	
90	CURTIS, Noah	12-10	20	25	45	2.5-11	1.5-7	.	.	1	.	1	.	.	
36	HALL, Dorian	12-12	25	17	42	2.0-3	.	3-14	1	.	.	1	.	.	
38	DAMES, Richard	12-3	27	14	41	4.0-11	.	3-11	4	1	.	.	.	.	
91	JOHNSON, A.	12-11	22	15	37	5.5-29	3.5-24	.	2	6	.	.	.	.	
21	THOMAS-OLIVER	12-10	25	11	36	3.0-6	.	1-0	9	.	.	.	.	.	
59	GATES, Jamal	12-3	19	14	33	1.0-1	.	1-0	.	2	.	1	.	.	
20	LUBIN, Emmanuel	12-12	25	6	31	2.5-19	1.0-0	.	4	.	.	.	.	.	
92	MERCIER, Jason	12-0	11	19	30	0.5-1	.	.	.	.	1-0	.	.	.	
31	JOHNSON, Tyree	12-5	21	8	29	2.0-3	.	.	.	.	.	.	.	.	
4	BROWN, Isaiah	12-2	23	6	29	1.5-3	.	2-13	4	.	1-0	.	.	.	
99	SHERIFF, J.	12-4	17	12	29	5.5-18	2.5-13	.	.	.	.	.	.	.	
94	OLIVER, Kevin	12-8	9	16	25	1.5-8	2.0-8	.	.	.	.	.	.	.	
96	LITTLE, Josh	10-4	16	8	24	2.0-6	1.0-5	.	.	.	.	.	.	.	
93	TART, Teair	11-1	13	6	19	7.0-36	4.0-30	.	.	.	.	1	.	.	
35	DAMES, Rishard	12-0	14	2	16	0.5-0	.	2-41	1	.	.	.	.	.	
97	HUMPHREY, T.	12-8	11	4	15	1.0-4	1.0-4	.	.	.	.	.	.	.	
45	JACQUES-LOUIS,R	12-2	13	2	15	1.0-5	1.0-5	2-91	.	1	.	.	.	.	
7	SILVA, Fermin	4-3	6	5	11	3.0-18	2.0-15	.	.	1	.	1	.	.	
98	WOODS, Jordan	11-0	7	3	10	2.0-2	.	.	.	.	.	1	.	.	
48	POWELL, Josh	12-1	5	5	10	1.0-2	.	.	.	.	.	.	.	.	
27	MCCRAY, Benny	12-0	6	1	7	.	.	.	.	.	.	.	.	.	
40	JACKSON, Daniel	12-0	5	2	7	.	.	.	.	.	.	.	.	.	
46	JUSTE, Milord	7-0	3	3	6	1.0-6	1.0-6	.	.	.	.	.	.	.	
41	MUNROE, Shamar	9-0	2	3	5	.	.	.	.	.	.	.	.	.	
51	PROPHETE, D.	12-0	5	.	5	.	.	.	.	.	.	.	.	.	
95	TARVER, Andrew	5-0	2	2	4	.	.	.	.	.	.	.	.	.	
37	BROOKS, Romelo	10-0	2	.	2	.	.	.	.	.	.	.	.	.	
72	STRICKLAND, D.	10-0	1	1	2	.	.	.	.	.	.	.	.	.	
11	WORTON, C.	12-6	1	.	1	.	.	.	.	.	.	.	.	.	
15	MALONEY, Austin	12-10	1	.	1	.	.	.	.	.	.	.	.	.	
43	IRVING, C	8-0	1	.	1	.	.	.	.	.	.	.	.	.	
9T	THIELE, Estin	1-0	.	1	1	.	.	.	.	.	.	.	.	.	
24	PRICE, D'Vonte	12-2	.	1	1	.	.	.	.	.	.	.	.	.	
25	DUFFY, Aris	5-0	1	.	1	.	.	.	.	.	.	.	.	.	
4G	O'GORMAN, Shawn	2-0	1	.	1	.	.	.	.	.	.	.	.	.	
42	LOUIS, JoJo	4-0	1	.	1	1.0-2	.	.	.	.	.	.	.	.	
52	GEORGES, D.	9-0	.	1	1	.	.	.	.	.	.	.	.	.	
30	BORREGALES, J.	12-0	1	.	1	.	.	.	1	.	.	.	.	.	
34	McGHEE, T.	3-0	1	.	1	.	.	.	.	.	.	.	.	.	
49	GILLARD III, U.	2-0	1	.	1	.	.	.	.	.	.	.	.	.	
85	WILLIAMS, D.	2-0	.	1	1	.	.	.	.	.	.	.	.	.	
17	IRVING JR., L	1-0	1	.	1	1.0-2	.	.	.	.	.	.	.	.	
2H	HILL, Isaiah	2-0	1	.	1	.	.	.	.	.	.	.	.	.	
61	CONNELL, Doug	6-0	1	.	1	.	.	.	.	.	.	.	.	.	
16	GAITER IV, Tony	12-5	1	.	1	.	.	.	.	.	.	.	.	.	
1	ALEXANDER, M.	12-9	1	.	1	.	.	.	.	.	.	.	.	.	
23	MAXWELL, N.	12-4	1	.	1	.	.	.	.	.	.	.	.	.	
TM	TEAM	8-0	.	.	.	.	.	.	.	.	1-0	.	.	.	
Total		12	541	317	858	63-214	21-114	17-197	38	14	4-61	7	.	.	
Opponents		12	501	328	829	47-146	9-70	8-76	44	27	4-0	6	2	.	

# FIU Football

## FIU Team Game-by-Game (as of Nov 24, 2018)

### All games

#### TEAM STATISTICS

Date	Opponent	Rushing				Receiving				Passing				Kick Returns				Punt Returns				tot off
		no.	yds	td	lg	no.	yds	td	lg	cmp-att-int	yds	td	lg	no.	yds	td	lg	no.	yds	td	lg	
Sep 01	IND	39	170	3	36	17	157	1	35	17-28-1	157	1	35	3	53	0	27	0	0	0	0	327
Sep 08	at Old Dominion	51	189	1	33	19	300	3	49	19-31-1	300	3	49	3	44	0	17	0	0	0	0	489
Sep 15	UMASS	53	329	5	31	16	207	2	38	16-23-1	207	2	38	2	50	0	30	5	136	1	69	536
Sep 22	at Miami (FL)	24	17	0	10	13	170	2	44	13-28-1	170	2	44	1	21	0	21	0	0	0	0	187
Sep 29	UAPB	29	220	3	70	13	393	4	76	13-19-0	393	4	76	2	33	0	22	2	29	0	17	613
Oct 13	MIDDLE TENNESSEE	28	64	0	10	27	311	2	58	27-36-0	311	2	58	3	62	0	39	0	0	0	0	375
Oct 20	RICE	38	217	2	51	20	229	2	33	20-29-0	229	2	33	1	12	0	12	1	18	0	18	446
Oct 27	at WKU	38	197	2	58	19	171	3	52	19-28-0	171	3	52	3	72	0	30	0	0	0	0	368
Nov 03	FAU	33	96	0	14	19	234	2	34	19-34-2	234	2	34	5	79	0	20	0	0	0	0	330
Nov 09	at UTSA	41	149	2	42	20	304	3	45	20-30-0	304	3	45	0	0	0	0	1	2	0	2	453
Nov 17	at Charlotte	23	196	2	52	25	294	2	54	25-32-0	294	2	54	2	16	0	16	3	34	0	25	490
Nov 24	MARSHALL	37	190	3	37	25	201	0	38	25-38-2	201	0	38	1	25	0	25	2	0	0	15	391
FIU		434	2034	23	70	233	2971	26	76	233-356-8	2971	26	76	26	467	0	39	14	219	1	69	5005
		487	2375	19	37	203	2259	16	83	203-335-17	2259	16	83	21	404	0	51	14	150	1	36	4634

Games: 12 • Avg/rush: 4.7 • Avg/catch: 12.8 • Pass effic: 155.16 • KR avg: 18.0 • PR avg: 15.6 • All purpose avg/game: 490.7 • Total offense avg/gm: 417.1

Date	Opponent	Tackles				Sacks no-yds	Fumble		Pass Defense			blkd kick	PAT Attempts			off		pts	
		ua	a	total	tfl-yds		ff	fr-yds	int-yds	qbh	brup		kick	rush	rcv	saf	t/o		
Sep 01	IND	67	17	84	3.0-13	1.0-9	0	0-0	1-14	1	2	0	4-4	0	0	0	0	7	28
Sep 08	at Old Dominion	43	17	60	6.0-15	2.0-7	0	0-0	0-0	3	4	0	4-4	0	0	0	0	0	28
Sep 15	UMASS	50	23	73	5.0-28	3.0-25	0	1-0	2-59	0	5	0	9-9	0	0	0	14	63	
Sep 22	at Miami (FL)	44	42	86	4.0-21	2.0-15	1	1-0	1-5	0	3	0	2-2	0	0	0	3	17	
Sep 29	UAPB	51	25	76	6.0-15	1.0-6	2	1-0	1-11	2	1	0	7-7	0	0	0	10	55	
Oct 13	MIDDLE TENNESSEE	56	19	75	7.0-31	2.0-5	0	0-0	1-20	0	2	0	1-1	0	1	0	0	24	
Oct 20	RICE	38	10	48	4.0-10	2.0-8	0	0-0	3-12	0	2	0	3-4	0	0	0	9	36	
Oct 27	at WKU	43	28	71	6.0-25	2.0-19	1	0-0	1-0	1	8	0	5-5	0	0	0	0	38	
Nov 03	FAU	41	36	77	6.0-8	0.0-0	1	0-0	0-0	1	1	0	2-2	0	0	0	0	14	
Nov 09	at UTSA	35	20	55	6.0-19	3.0-11	0	0-0	4-76	1	5	0	6-6	0	0	0	14	45	
Nov 17	at Charlotte	48	32	80	7.0-24	3.0-16	1	1-61	1-0	3	2	0	4-4	0	1	0	7	42	
Nov 24	MARSHALL	25	48	73	3.0-5	0.0-0	1	0-0	2-0	2	3	0	2-2	0	1	0	0	25	
FIU		541	317	858	63.0-214	22.5-121	7	4-61	17-197	14	38	0	49-50	0	3	0	64	415	
		501	328	829	47.0-146	9.0-70	6	4-0	8-76	27	44	2	36-36	0	1	0	38	296	

Date	Opponent	Punting										Field Goals			Kickoffs				
		no.	yds	avg	long	blkd	tb	fc	50+	i20	md-att	long	blkd	no.	yds	avg	tb	ob	
Sep 01	IND	3	132	44.0	50	0	0	2	1	0	0-0	0	0	4	291	72.8	3	0	
Sep 08	at Old Dominion	6	261	43.5	51	0	0	2	1	2	0-1	0	0	4	258	64.5	3	0	
Sep 15	UMASS	1	47	47.0	47	0	1	0	0	0	0-0	0	0	10	603	60.3	2	1	
Sep 22	at Miami (FL)	9	423	47.0	58	0	2	4	4	1	1-1	28	0	2	130	65.0	1	0	
Sep 29	UAPB	2	86	43.0	47	0	0	2	0	1	2-2	40	0	10	716	71.6	8	0	
Oct 13	MIDDLE TENNESSEE	1	54	54.0	54	0	0	0	1	0	3-3	53	0	5	353	70.6	5	0	
Oct 20	RICE	2	97	48.5	51	0	0	1	1	1	3-3	47	0	8	571	71.4	8	0	
Oct 27	at WKU	2	102	51.0	53	0	0	1	1	0	1-1	35	0	7	455	65.0	4	0	
Nov 03	FAU	3	145	48.3	63	0	0	2	1	2	0-0	0	0	3	195	65.0	3	0	
Nov 09	at UTSA	4	172	43.0	51	0	0	2	1	2	1-2	23	0	7	463	66.1	5	0	
Nov 17	at Charlotte	4	137	34.2	47	0	0	3	0	4	2-2	28	0	8	496	62.0	6	0	
Nov 24	MARSHALL	3	70	23.3	41	1	0	1	0	0	1-3	22	1	5	267	53.4	1	1	
FIU		40	1726	43.2	63	1	3	20	11	13	14-18	53	1	73	4798	65.7	49	2	
		45	1823	40.5	80	0	3	13	9	12	10-17	47	0	57	3375	59.2	25	1	

# FIU Football

## FIU Opponent Game-by-Game (as of Nov 24, 2018)

### All games

#### OPPONENT STATISTICS

Date	Opponent	Rushing				Receiving				Passing				Kick Returns				Punt Returns				tot off
		no.	yds	td	lg	no.	yds	td	lg	cmp-att-int	yds	td	lg	no.	yds	td	lg	no.	yds	td	lg	
Sep 01	IND	45	213	0	32	28	252	4	34	28-37-1	252	4	34	1	21	0	21	1	6	0	6	465
Sep 08	at Old Dominion	27	93	0	23	19	303	2	83	19-37-0	303	2	83	1	51	0	51	4	47	0	25	396
Sep 15	UMASS	34	199	2	27	15	224	1	44	15-32-2	224	1	44	7	125	0	30	0	0	0	0	423
Sep 22	at Miami (FL)	49	248	1	35	20	240	3	42	20-29-1	240	3	42	1	32	0	32	3	44	0	36	488
Sep 29	UAPB	44	172	0	37	14	110	0	41	14-21-1	110	0	41	1	17	0	17	0	0	0	0	282
Oct 13	MIDDLE TENNESSEE	46	181	3	24	15	142	0	28	15-27-1	142	0	28	0	0	0	0	1	25	0	25	323
Oct 20	RICE	29	125	2	22	12	115	0	16	12-21-3	115	0	16	0	0	0	0	1	11	0	11	240
Oct 27	at WKU	38	168	2	22	18	144	0	20	18-34-1	144	0	20	3	63	0	23	1	1	0	1	312
Nov 03	FAU	60	439	5	36	10	157	2	35	10-16-0	157	2	35	0	0	0	0	0	0	0	0	596
Nov 09	at UTSA	26	102	0	17	18	143	1	36	18-32-4	143	1	36	2	38	0	23	1	-2	0	0	245
Nov 17	at Charlotte	57	281	4	33	16	253	1	67	16-22-1	253	1	67	2	23	0	17	0	0	0	0	534
Nov 24	MARSHALL	32	154	0	31	18	176	2	26	18-27-2	176	2	26	3	34	0	18	2	18	1	7	330
Opponents		487	2375	19	37	203	2259	16	83	203-335-17	2259	16	83	21	404	0	51	14	150	1	36	4634
		434	2034	23	70	233	2971	26	76	233-356-8	2971	26	76	26	467	0	39	14	219	1	69	5005


Games: 12 • Avg/rush: 4.9 • Avg/catch: 11.1 • Pass effic: 122.85 • KR avg: 19.2 • PR avg: 10.7 • All purpose avg/game: 438.7 • Total offense avg/gm: 386.2

Date	Opponent	Tackles				Sacks no-yds	Fumble		Pass Defense			blkd kick	PAT Attempts			off			
		ua	a	total	tfl-yds		ff	fr-yds	int-yds	qbh	brup		kick	rush	rcv	saf	t/o	pts	
Sep 01	IND	48	8	56	5.0-14	1.0-8	2	2-0	1-33	1	3	0	5-5	0	0	0	0	7	38
Sep 08	at Old Dominion	63	24	87	5.0-18	2.0-13	2	0-0	1-0	4	4	0	2-2	0	0	0	0	0	20
Sep 15	UMASS	59	35	94	3.0-9	0.0-0	1	1-0	1-0	0	4	0	3-3	0	0	0	0	7	24
Sep 22	at Miami (FL)	23	30	53	11.0-28	2.0-11	0	0-0	1-0	8	4	0	4-4	0	0	0	0	3	31
Sep 29	UAPB	38	11	49	0.0-0	0.0-0	1	0-0	0-0	0	2	0	0-0	0	0	0	0	0	9
Oct 13	MIDDLE TENNESSEE	50	16	66	2.0-8	0.0-0	0	0-0	0-0	2	3	0	3-3	0	0	0	0	0	21
Oct 20	RICE	53	18	71	3.0-7	0.0-0	0	0-0	0-0	2	4	0	2-2	0	0	0	0	0	17
Oct 27	at WKU	31	42	73	1.0-8	1.0-8	0	0-0	0-0	2	3	0	0-0	0	1	0	0	0	17
Nov 03	FAU	30	36	66	5.0-11	1.0-5	0	1-0	2-18	2	7	0	7-7	0	0	0	0	14	49
Nov 09	at UTSA	33	50	83	6.0-19	1.0-9	0	0-0	0-0	3	4	0	1-1	0	0	0	0	0	7
Nov 17	at Charlotte	29	32	61	4.0-7	0.0-0	0	0-0	0-0	0	3	0	5-5	0	0	0	0	0	35
Nov 24	MARSHALL	44	26	70	2.0-17	1.0-16	0	0-0	2-25	3	3	2	4-4	0	0	0	0	7	28
Opponents		501	328	829	47.0-146	9.0-70	6	4-0	8-76	27	44	2	36-36	0	1	0	0	38	296
		541	317	858	63.0-214	22.5-121	7	4-61	17-197	14	38	0	49-50	0	3	0	0	64	415

Date	Opponent	Punting										Field Goals			Kickoffs				
		no.	yds	avg	long	blkd	tb	fc	50+	i20	md-att	long	blkd	no.	yds	avg	tb	ob	
Sep 01	IND	2	86	43.0	50	0	1	1	1	0	1-1	36	0	7	434	62.0	4	0	
Sep 08	at Old Dominion	6	210	35.0	46	0	0	4	0	4	2-3	39	0	5	317	63.4	2	0	
Sep 15	UMASS	5	218	43.6	50	0	0	0	1	0	1-1	36	0	5	290	58.0	1	1	
Sep 22	at Miami (FL)	3	89	29.7	36	0	0	2	0	1	1-1	30	0	6	386	64.3	5	0	
Sep 29	UAPB	6	275	45.8	80	0	1	0	2	1	3-4	45	0	4	151	37.8	2	0	
Oct 13	MIDDLE TENNESSEE	4	154	38.5	46	0	0	2	0	3	0-1	0	0	4	223	55.8	0	0	
Oct 20	RICE	4	176	44.0	66	0	0	1	1	2	1-1	47	0	3	195	65.0	2	0	
Oct 27	at WKU	4	104	26.0	36	0	0	1	0	0	1-2	23	0	3	184	61.3	0	0	
Nov 03	FAU	0	0	0.0	0	0	0	0	0	0	0-1	0	0	8	470	58.8	0	0	
Nov 09	at UTSA	5	227	45.4	50	0	1	2	1	1	0-1	0	0	1	65	65.0	1	0	
Nov 17	at Charlotte	3	150	50.0	56	0	0	0	2	0	0-0	0	0	6	339	56.5	4	0	
Nov 24	MARSHALL	3	134	44.7	53	0	0	0	1	0	0-1	0	0	5	321	64.2	4	0	
Opponents		45	1823	40.5	80	0	3	13	9	12	10-17	47	0	57	3375	59.2	25	1	
		40	1726	43.2	63	1	3	20	11	13	14-18	53	1	73	4798	65.7	49	2	



**Dr. Sharon Gaber**  
President



**Mike O'Brien**  
Vice President and  
Athletic Director



**Jason Candle**  
Head Coach



## ASSISTANT COACHES/STAFF

- Brian George - Defensive Coordinator/Defensive Line
- Brian Wright - Offensive Coordinator/Quarterbacks
- Mike Bellamy - Wide Receivers
- Ricky Ciccone - Nickel Backs
- Kerry Dixon II - Running Backs
- Robby Discher - Tight Ends/Special Teams
- Mike Hallett - Offensive Line
- Hank Poteat - Cornerbacks
- Mike Ward - Linebackers
- Ross Watson - Safeties
- Andrew Terwilliger - Director of Football Operations



**#12 QB Eli Peters**

## KEY PLAYERS



**#25 WR Cody Thompson**



**#3 WR Diontae Johnson**



**#99 DL Tuzar Skipper**

# Toledo Rockets

**Head Coach:** Jason Candle (28-12, 3 seasons at Toledo/overall)

**DC/DL:** Brian George (press box) • **OC/QB:** Brian Wright (press box) • **WR:** Mike Bellamy (sideline) • **NB:** Ricky Ciccone (sideline) • **RB:** Kerry Dixon II (sideline)  
**TE/ST:** Robby Discher (sideline) • **OL:** Mike Hallett (press box) • **CB:** Hank Poteat (sideline) • **LB:** Mike Ward (sideline) • **S:** Ross Watson (sideline)

No.	Name	Pos.	Ht.	Wt.	Cl.	Hometown/Last School
+ 2	Jordan Fisher	LB	6-3	238	Jr.	Leesburg, Va./Tuscarora HS
+ 2	Carter Bradley	QB	6-3	208	Fr.	Jacksonville, Fla./Providence HS
3	Diontae Johnson	WR	5-11	185	Jr.	Ruskin, Fla./Lennard HS
4	Danzel McKinley-Lewis	WR	5-10	190	Jr.	Pittsburgh, Pa./Seton LaSalle HS
5	Ronnie Jones	RB	6-1	195	Jr.	Pittsburgh, Pa./Central Catholic HS
6	Mitchell Guadagni	QB	6-2	210	Jr.	Hudson, Ohio/Hudson HS
+ 7	Jon'Vea Johnson	WR	6-0	190	Sr.	Gary, Ind./West Side HS
+ 7	Obi Anunike	DE	6-4	242	r-Fr.	Lewis Center, Ohio/Olentangy HS
+ 8	Josh Teachey	S	5-11	195	Sr.	Waldorf, Md./McDonough HS
+ 8	Andrew Davis	WR	6-4	215	Jr.	St. Petersburg, Fla./Lakewood HS
+ 9	Cross Wilkinson	QB	6-3	205	Fr.	Wheeling, W. Va./Wheeling Park HS
+ 9	Evander Craft	LB	6-3	220	Jr.	St. Francis, Wis./College of DuPage
10	Desmond Phillips	WR	5-10	187	Jr.	Miami, Fla./Jackson HS
+ 11	Jalynn Williams	CB	5-10	195	Fr.	St. Petersburg, Fla./St. Petersburg HS
+ 11	Austin Long	P	6-2	195	Fr.	Toledo, Ohio/Whitmer HS
+ 12	DeMonte King	DB	5-11	186	r-Fr.	Akron, Ohio/St. Vincent-St. Mary HS
+ 12	Eli Peters	QB	6-2	185	So.	Jacksonville, Fla./Sandalwood HS
+ 13	Ka'dar Hollman	CB	6-0	192	Sr.	Burlington, N.J./Burlington Township HS
+ 13	Jalen Reese	QB	6-3	206	Sr.	Mansfield, Ohio/Mansfield HS
+ 14	Reggie Gilliam	TE/RB	6-0	240	Jr.	Columbus, Ohio/Westland HS
+ 14	Michael Lacey	DB	5-9	175	Fr.	Cleveland, Ohio/Benedictine HS
+ 15	Tycen Anderson	DB	6-2	196	So.	Toledo, Ohio/St. John's Jesuit HS
+ 15	Neru N'Shaka	WR	5-11	185	So.	Miami Gardens, Fla./Hallandale HS
+ 17	Thomas Cluckey	PK	6-1	175	Fr.	Oregon, Ohio/Clay HS
+ 17	Tyler Taafe	LB	6-1	230	Sr.	Hubbard, Ohio/Hubbard HS
+ 19	Devin Maddox	WR	5-9	163	Fr.	Lakewood, Ohio/Cleveland St. Edward's HS
+ 19	Samuel Womack	DB	5-10	180	So.	Detroit, Mich./East English Village Prep HS
20	Saeed Holt	S	6-0	190	Fr.	Pittsburgh, Pa./Woodland Hills HS
+ 21	DeDarallo Blue	S	6-0	220	Jr.	Tampa, Fla./Armwood HS
+ 21	Shakif Seymour	RB	5-11	225	So.	Cleveland, Ohio/Parma Heights Holy Name HS
+ 22	Bryant Koback	RB	6-0	195	r-Fr.	Holland, Ohio/Kentucky
+ 22	Jordan Hendy	CB	6-1	180	Jr.	Sunnyvale, Calif./College of San Mateo
+ 24	Justin Clark	CB	5-11	177	So.	Pontiac, Mich./West Bloomfield HS
+ 24	D.J. Wellons	PK	5-10	187	r-Fr.	Elmore, Ohio/Woodmore HS
25	Cody Thompson	WR	6-2	207	Sr.	Huron, Ohio/Huron HS
26	Caleb Sutherland	S	6-0	181	Fr.	Seffner, Fla./Armwood HS
27	Kahlil Robinson	DB	6-0	178	Jr.	Charlotte, N.C./Southlake Christian Academy
28	Victor Williams	DB	5-10	190	So.	Warren, Ohio/Howland HS
29	Dakari Carter	WR	5-9	167	Fr.	Bedford Heights, Ohio/Streetsboro HS
30	Chase Hartley	LB	6-1	220	Fr.	Port St. Lucie, Fla./West Centennial HS
31	Daniel Bolden	LB	6-1	242	Jr.	Cincinnati, Ohio/Colerain HS
+ 32	Rhett Blackman	WR	5-9	190	Jr.	Lansing, Mich./Everett HS
+ 32	Keelen Roberts	CB	5-11	180	So.	Miami Gardens, Fla./Carol City HS
33	Art Thompkins	RB	5-8	187	Jr.	Pittsburgh, Pa./Woodland Hills HS
+ 34	Devan Rogers	DT	6-2	285	Fr.	Sidney, Ohio/Sidney HS
+ 34	Nevone McCrimmon	RB	5-11	236	So.	Baltimore, Md./Mount St. Joseph HS
+ 35	AJ Crider	LB	6-1	223	r-Fr.	Clinton, Pa./Hookstown South Side HS
+ 35	Josh Tilque	LS	5-11	170	Fr.	Statesville, N.C./Statesville HS
+ 36	Desmond Bernard	CB	5-9	184	r-Fr.	Lexington, Ky./Bryan Station HS
+ 36	Matt Heuerman	TE	6-5	210	So.	Naples, Fla./Florida Gulf Coast
+ 37	Jameson Vest	PK	5-10	195	Sr.	Peachtree City, Ga./Our Lady of Mercy HS
+ 37	Nate Bauer	DB	6-0	190	Fr.	Akron, Ohio/Archbishop Hoban HS
38	Zachary Ford	DB	6-3	194	r-Fr.	Cleveland, Ohio/Cleveland Heights HS
+ 39	Alex Bannister	DB	5-10	174	r-Fr.	Monroe, Ohio/Monroe HS
+ 39	Ty-Kelynn Wiley	S	6-0	175	Fr.	Pickerington, Ohio/Pickerington North HS
40	Tre'Shun Wilson	LB	6-0	232	So.	Montgomery, Ala./Robert E. Lee HS
41	Alex Sample	DL	6-3	240	Fr.	Sylvania, Ohio/Northview HS
42	Richard Olekanma	LB	6-2	245	Sr.	Downers Grove, Ill./North HS
43	Erik Davis	LB	6-2	202	Jr.	Rossford, Ohio/Rossford HS
44	Tadarrius Patterson	LB	6-1	220	r-Fr.	Birmingham, Ala./Carver HS
45	Dyontae Johnson	OLB	6-2	210	Fr.	Detroit, Mich./Cass Tech HS
46	Andrew Boczar	DL	6-4	260	Jr.	Monroe, Mich./Monroe HS
47	CJ Nossaman	LS	5-11	175	Fr.	Powell, Ohio/Olentangy Liberty HS
48	Nate Givhan	DL	6-4	237	r-Fr.	Montgomery, Ala./Carver HS
49	Bailey Flint	P	6-4	226	So.	Melbourne, Australia/Layton Christian Academy
50	Connor Lancia	LB	6-0	210	Jr.	Galloway, Ohio/Bishop Ready HS
51	Chris Green	DE	6-0	248	Jr.	Toledo, Ohio/Central Catholic HS
52	Derrius Mullins	DL	6-5	335	r-Fr.	Columbus, Ohio/Saint Francis DeSales HS
53	Devonte' Dunn	DL	6-2	280	r-Fr.	Plainfield, Ill./Nazareth Academy HS
+ 54	Jahneil Douglas	DL	6-3	292	r-Fr.	Toledo, Ohio/Start HS
+ 54	Sean Mills	LS	6-2	220	So.	Metuchen, N.J./Illinois

No.	Name	Pos.	Ht.	Wt.	Cl.	Hometown/Last School
55	Lucas Maynard	DE	6-3	248	Jr.	Ashville, Ohio/Teays Valley HS
56	Chandler Cotterman	OL	6-3	295	Jr.	Anna, Ohio/Anna HS
57	Brandon Heidecker	OL	6-6	315	Jr.	Columbia Station, Ohio/Columbia HS
58	Cameron Bell	OL	6-8	340	Jr.	Sagamore Hills, Ohio/Nordonia HS
60	Tyler Long	OL	6-4	295	Fr.	Toledo, Ohio/Springfield HS
61	Kelvin Ateman	OL	6-6	305	r-Fr.	Detroit, Mich./Cass Tech HS
64	Josh Fenn	OL	6-4	320	So.	Lorain, Ohio/Lorain HS
65	Luke Doerger	OL	6-3	285	So.	Cincinnati, Ohio/La Salle HS
67	Sami Kassem	OL	6-4	320	Sr.	Cincinnati, Ohio/ASA (N.Y.) College
68	Mitchell Berg	OL	6-6	305	r-Fr.	Maumee, Ohio/Toledo St. John's Jesuit HS
69	Kedonis Haslem	OL	6-5	287	r-Fr.	Miami, Fla./St. Thomas Aquinas HS
70	Cameron Ervin	OL	6-2	270	Fr.	Akron, Ohio/St. Vincent St. Mary's HS
71	Brock Ruble	OL	6-8	330	Sr.	Charlotte Hall, Md./Florida State
72	Bryce Harris	OL	6-3	285	Jr.	Akron, Ohio/Firestone HS
73	Nick Rosi	OL	6-3	280	Fr.	Powell, Ohio/Olentangy Liberty HS
74	Lavel Dumont	OL	6-4	280	Fr.	Tampa, Fla./Wharton HS
76	Conor Head	OL	6-3	261	Fr.	Richfield, Ohio/Revere HS
78	Yazeed Atariwa	OL	6-4	315	Sr.	Sterling, Va./Dominion HS
79	Conner Ashman	OL	6-2	270	r-Fr.	Bowling Green, Ohio/Bowling Green HS
80	Bryce Mitchell	WR	6-3	200	So.	Toledo, Ohio/Bowsher HS
81	Jamal Turner	TE	6-6	240	r-Fr.	Montgomery, Ala./Carver HS
83	Nick Kovacs	WR	6-3	205	r-Fr.	Springboro, Ohio/Springboro HS
84	Alex Morgan	TE	6-5	245	Fr.	Pickerington, Ohio/Pickerington Central HS
+ 85	Adam Beale	WR	5-8	150	Fr.	Holland, Ohio/Springfield HS
+ 85	Desjuan Johnson	DE	6-3	240	Fr.	Detroit, Mich./East English Village Prep
+ 86	Blake Blevins	WR	6-2	190	Jr.	Ottawa, Ohio/Ottawa-Glandorf HS
+ 86	Melvin Johnson II	DE	6-3	280	Jr.	Las Vegas, Nev./Riverside (Calif.) CC
+ 87	Jalyn Cooper	WR	6-4	180	Fr.	Medina, N.Y./Medina HS
+ 87	Terrance Taylor	DE	6-4	214	Fr.	Chicago, Ill./Phillips HS
88	Darius Corbett	WR	6-1	175	r-Fr.	Tampa, Fla./Tampa Catholic HS
89	Drew Rosi	TE	6-4	245	So.	Powell, Ohio/Olentangy Liberty HS
90	LaMarr Davis	DL	6-1	307	Jr.	Garfield Heights, Ohio/Benedictine HS
91	Jamal Hines	DE	6-2	240	Fr.	Cincinnati, Ohio/Princeton HS
92	Jake Hudson	DE	6-4	246	Jr.	Mission Viejo, Calif./Saddleback (Calif.) College
93	Nate Childress	DL	6-3	292	Jr.	Rossford, Ohio/Rossford HS
94	Edrick Mathews	DT	6-3	303	So.	Detroit, Mich./Cass Tech HS
95	Willie Ross	DT	6-1	248	Jr.	Ravenna, Ohio/Ravenna HS
96	David Hood	DT	6-1	281	So.	Miami Gardens, Fla./Miami Carol City HS
97	Reggie Howard	DT	6-3	285	Sr.	Cincinnati, Ohio/Fort Scott (Kan.) CC
98	Tyrone Chambers	DL	6-5	340	So.	Cleveland, Ohio/Lyndhurst Brush HS
99	Tuzar Skipper	DL	6-3	245	Sr.	Norwich, Conn./Monroe (N.Y.) College

+ - duplicate number  
r - redshirt

## TOLEDO PRONUNCIATIONS

### PLAYERS

Tycen Anderson	TIE-sin
Obi Anunike	OH-bee ON-new-NEE-kay
Yazeed Atariwa	YAH-zeed AH-tar-EE-wah
Kelvin Ateman	ATE-man
DeDarallo Blue	deh-DAR-low
Andrew Boczar	BO-zar
Luke Doerger	DER-ger
Jahneil Douglas	jah-NEIL
Nate Givhan	GIV-han
Mitchell Guadagni	GWUH-don-ee
Brandon Heidecker	HI-deh-ker
Ka'dar Hollman	kuh-DAR HOLE-man
Saeed Holt	sah-EED
Desjuan Johnson	dah-JUAN
Diontae Johnson	dee-ON-tay
Dyontae Johnson	dee-ON-tay

Jon'Vea Johnson	JOHN-vay
Sami Kassem	KASS-sim
Conner Lancia	LAN-see-uh
Nevone McCrimmon	NAY-von
Neru N'Shaka	nuh-ROO nuh-SHOCK-uh
Richard Olekanma	oh-LAY-kah-mah
Tadarrius Patterson	tah-DAR-ee-us
Shakif Seymour	shuh-KEEF
Tuzar Skipper	TOO-zar
Taylor Taafe	TAFE
Tre'Shun Wilson	TREY-shawn
<b>COACHES</b>	
Ricky Ciccone	CHIH-cone-NAY
Robby Discher	DISH-er
Mike Hallett	HAL-it
Hank Poteat	PO-teet
Brad Bichey	bih-SHAY

## TOLEDO QUICK FACTS

Location	Toledo, Ohio	President	Dr. Sharon Gaber
Founded	1872	VP & Director of Athletics	Mike O'Brien
Enrollment	20,579	Stadium/Capacity	Glass Bowl/26,038
Nickname	Rockets	Surface	FieldTurf
Colors	Midnight Blue and Gold	Bowl Appearance	18th
Conference	Mid-American Conference	Last Bowl	2017 Dollar General Bowl

**2018 Toledo Football**  
**TOLEDO Overall Team Statistics (as of Nov 23, 2018)**  
**All games**

<b>Team Statistics</b>	<b>TOLEDO</b>	<b>OPP</b>
SCORING	493	362
Points Per Game	41.1	30.2
Points Off Turnovers	83	41
FIRST DOWNS	278	261
Rushing	124	106
Passing	122	127
Penalty	32	28
RUSHING YARDAGE	2683	2068
Yards gained rushing	2968	2433
Yards lost rushing	285	365
Rushing Attempts	505	453
Average Per Rush	5.3	4.6
Average Per Game	223.6	172.3
TDs Rushing	29	27
PASSING YARDAGE	2699	3093
Comp-Att-Int	198-357-11	265-440-12
Average Per Pass	7.6	7.0
Average Per Catch	13.6	11.7
Average Per Game	224.9	257.8
TDs Passing	29	19
TOTAL OFFENSE	5382	5161
Total Plays	862	893
Average Per Play	6.2	5.8
Average Per Game	448.5	430.1
KICK RETURNS: #-Yards	37-733	32-660
PUNT RETURNS: #-Yards	35-453	10-121
INT RETURNS: #-Yards	12-115	11-62
KICK RETURN AVERAGE	19.8	20.6
PUNT RETURN AVERAGE	12.9	12.1
INT RETURN AVERAGE	9.6	5.6
FUMBLES-LOST	16-6	16-8
PENALTIES-Yards	94-876	93-872
Average Per Game	73.0	72.7
PUNTS-Yards	57-2270	75-2712
Average Per Punt	39.8	36.2
Net punt average	37.0	29.3
KICKOFFS-Yards	88-5399	62-3507
Average Per Kick	61.4	56.6
Net kick average	40.2	35.5
TIME OF POSSESSION/Game	29:39	30:21
3RD-DOWN Conversions	63/165	58/180
3rd-Down Pct	38%	32%
4TH-DOWN Conversions	7/18	9/21
4th-Down Pct	39%	43%
SACKS BY-Yards	34-212	28-162
MISC YARDS	0	1
TOUCHDOWNS SCORED	65	49
FIELD GOALS-ATTEMPTS	14-19	7-13
ON-SIDE KICKS	0-2	0-5
RED-ZONE SCORES	(44-56) 79%	(31-36) 86%
RED-ZONE TOUCHDOWNS	(36-56) 64%	(26-36) 72%
PAT-ATTEMPTS	(61-63) 97%	(45-45) 100%
ATTENDANCE	149462	74062
Games/Avg Per Game	7/21352	5/14812
Neutral Site Games		0/0

<b>Score by Quarters</b>	<b>1st</b>	<b>2nd</b>	<b>3rd</b>	<b>4th</b>	<b>OT</b>	<b>Total</b>
TOLEDO	135	118	117	123	0	493
Opponents	70	120	97	75	0	362

**2018 Toledo Football**  
**TOLEDO Overall Individual Statistics (as of Nov 23, 2018)**  
**All games**

<b>Rushing</b>	<b>gp</b>	<b>att</b>	<b>gain</b>	<b>loss</b>	<b>net</b>	<b>avg</b>	<b>td</b>	<b>lg</b>	<b>avg/g</b>
KOBACK, Bryant	12	139	903	28	875	6.3	13	70	72.9
THOMPSON, Art	12	98	587	24	563	5.7	6	43	46.9
SEYMOUR, Shakif	12	113	539	13	526	4.7	5	19	43.8
GUADAGNI, Mitchell	7	77	531	103	428	5.6	3	36	61.1
JONES, Ronnie	12	29	160	16	144	5.0	0	24	12.0
McCRIMMON, Nevone	5	14	123	7	116	8.3	2	45	23.2
SIMS, Nicholas	1	6	21	1	20	3.3	0	7	20.0
JOHNSON, Diontae	12	2	17	0	17	8.5	0	11	1.4
FLINT, Bailey	12	1	13	0	13	13.0	0	13	1.1
REESE, Jalen	12	1	5	0	5	5.0	0	5	0.4
PETERS, Eli	11	18	66	65	1	0.1	0	32	0.1
WILKINSON, C.	1	1	0	7	-7	-7.0	0	0	-7.0
TEAM	7	2	0	8	-8	-4.0	0	0	-1.1
BRADLEY, Carter	3	4	3	13	-10	-2.5	0	3	-3.3
Total	12	505	2968	285	2683	5.3	29	70	223.6
Opponents	12	453	2433	365	2068	4.6	27	76	172.3

<b>Passing</b>	<b>gp</b>	<b>effic</b>	<b>comp-att-int</b>	<b>pct</b>	<b>yds</b>	<b>td</b>	<b>lg</b>	<b>avg/g</b>
PETERS, Eli	11	128.47	124-227-7	54.6	1573	15	80	143.0
GUADAGNI, Mitchell	7	161.96	69-120-3	57.5	1053	13	57	150.4
BRADLEY, Carter	3	106.70	4-8-0	50.0	54	0	38	18.0
PHILLIPS, Desmond	12	194.80	1-2-1	50.0	19	1	19	1.6
Total	12	139.61	198-357-11	55.5	2699	29	80	224.9
Opponents	12	128.07	265-440-12	60.2	3093	19	62	257.8

<b>Receiving</b>	<b>gp</b>	<b>no.</b>	<b>yds</b>	<b>avg</b>	<b>td</b>	<b>lg</b>	<b>avg/g</b>
JOHNSON, Diontae	12	43	663	15.4	7	80	55.2
THOMPSON, Cody	12	43	592	13.8	10	38	49.3
JOHNSON, Jon'Vea	12	29	611	21.1	7	57	50.9
PHILLIPS, Desmond	12	26	205	7.9	0	38	17.1
THOMPSON, Art	12	15	139	9.3	0	31	11.6
SEYMOUR, Shakif	12	12	104	8.7	1	24	8.7
ROSI, Drew	11	9	114	12.7	0	20	10.4
BLACKMAN, Rhett	4	5	71	14.2	0	38	17.8
MITCHELL, Bryce	12	4	70	17.5	1	41	5.8
GILLIAM, Reggie	12	4	58	14.5	3	34	4.8
TURNER, Jamal	9	2	24	12.0	0	13	2.7
SIMS, Nicholas	1	2	14	7.0	0	10	14.0
KOBACK, Bryant	12	2	12	6.0	0	8	1.0
DAVIS, Andrew	5	1	18	18.0	0	18	3.6
McKINLEY-LEWIS, D.	3	1	4	4.0	0	4	1.3
Total	12	198	2699	13.6	29	80	224.9
Opponents	12	265	3093	11.7	19	62	257.8

<b>Punt Returns</b>	<b>no.</b>	<b>yds</b>	<b>avg</b>	<b>td</b>	<b>lg</b>
JOHNSON, Diontae	12	220	18.3	1	83
THOMPSON, Cody	10	99	9.9	1	32
McKINLEY-LEWIS, D.	7	93	13.3	0	39
PHILLIPS, Desmond	2	15	7.5	0	0
MITCHELL, Bryce	2	7	3.5	0	6
GILLIAM, Reggie	1	19	19.0	1	9
WOMACK, Samuel	1	0	0.0	0	0
Total	35	453	12.9	3	83
Opponents	10	121	12.1	1	27

<b>Interceptions</b>	<b>no.</b>	<b>yds</b>	<b>avg</b>	<b>td</b>	<b>lg</b>
HINES, Jamal	2	4	2.0	0	4
FORD, Zachary	2	13	6.5	0	13
TAAFE, Tyler	2	52	26.0	2	31
BERNARD, Desmond	1	18	18.0	0	18
CLARK, Justin	1	0	0.0	0	0
OLEKANMA, Richard	1	3	3.0	0	3
ROBINSON, Kahlil	1	23	23.0	0	23
ANDERSON, Tycen	1	0	0.0	0	0
HOLLMAN, Kadar	1	2	2.0	0	2
Total	12	115	9.6	2	31
Opponents	11	62	5.6	1	38

<b>Kick Returns</b>	<b>no.</b>	<b>yds</b>	<b>avg</b>	<b>td</b>	<b>lg</b>
JOHNSON, Diontae	16	412	25.8	1	98
JONES, Ronnie	8	160	20.0	0	31
ROSI, Drew	5	63	12.6	0	28
MAYNARD, Lucas	3	32	10.7	0	15
KOBACK, Bryant	1	28	28.0	0	28
TURNER, Jamal	1	7	7.0	0	0
KOVACS, Nick	1	0	0.0	0	0
PHILLIPS, Desmond	1	18	18.0	0	18
FORD, Zachary	1	13	13.0	0	13
Total	37	733	19.8	1	98
Opponents	32	660	20.6	0	43

<b>Fumble Returns</b>	<b>no.</b>	<b>yds</b>	<b>avg</b>	<b>td</b>	<b>lg</b>
HOLLMAN, Kadar	1	1	1.0	0	1
SKIPPER, Tuzar	0	0	0.0	1	0
Total	1	1	1.0	1	1
Opponents	1	53	53.0	1	53

**2018 Toledo Football**  
**TOLEDO Overall Individual Statistics (as of Nov 23, 2018)**  
**All games**

Scoring	td	fg	PAT				dpx	saf	pts
			kick	rush	rcv	pass			
VEST, Jameson	-	14-19	61-63	-	-	-	-	-	103
KOBACK, Bryant	13	-	-	-	-	-	-	-	78
THOMPSON, Cody	11	-	-	-	-	-	-	-	66
JOHNSON, Diontae	9	-	-	-	-	-	-	-	54
JOHNSON, Jon'Vea	7	-	-	-	-	-	-	-	42
THOMPSON, Art	6	-	-	-	-	-	-	-	36
SEYMOUR, Shakif	6	-	-	-	-	-	-	-	36
GILLIAM, Reggie	4	-	-	-	-	-	-	-	24
GUADAGNI, Mitchell	3	-	-	-	-	0-1	-	-	18
TAAFE, Tyler	2	-	-	-	-	-	-	-	12
McCRIMMON, Nevone	2	-	-	-	-	-	-	-	12
SKIPPER, Tuzar	1	-	-	-	-	-	-	-	6
MITCHELL, Bryce	1	-	-	-	-	-	-	-	6
PETERS, Eli	-	-	-	-	-	0-1	-	-	0
Total	65	14-19	61-63	-	-	0-2	-	-	493
Opponents	49	7-13	45-45	0-1	1	1-3	-	-	362

Total Offense	g	plays	rush	pass	total	avg/g
PETERS, Eli	11	245	1	1573	1574	143.1
GUADAGNI, Mitchell	7	197	428	1053	1481	211.6
KOBACK, Bryant	12	139	875	0	875	72.9
THOMPSON, Art	12	98	563	0	563	46.9
SEYMOUR, Shakif	12	113	526	0	526	43.8
JONES, Ronnie	12	29	144	0	144	12.0
McCRIMMON, Nevone	5	14	116	0	116	23.2
BRADLEY, Carter	3	12	-10	54	44	14.7
SIMS, Nicholas	1	6	20	0	20	20.0
PHILLIPS, Desmond	12	2	0	19	19	1.6
JOHNSON, Diontae	12	2	17	0	17	1.4
FLINT, Bailey	12	1	13	0	13	1.1
REESE, Jalen	12	1	5	0	5	0.4
WILKINSON, C.	1	1	-7	0	-7	-7.0
TEAM	7	2	-8	0	-8	-1.1
Total	12	862	2683	2699	5382	448.5
Opponents	12	893	2068	3093	5161	430.1

Field Goals	fg	pct.	01-19	20-29	30-39	40-49	50-99	lg	blk
VEST, Jameson	14-19	73.7	0-0	5-5	5-9	4-5	0-0	47	0

FG Sequence	TOLEDO	Opponents
VMI	(29)	(28)
Miami	42,(47)	-
Nevada	35	(50),52
Fresno State	(46),(43),37	43
Bowling Green	(39),32	42
Eastern Michigan	(35),(32)	32
Buffalo	(38)	32,(39),33
Western Michigan	(25),(28),(45)	(25)
Ball State	(29)	-
Northern Illinois	(25),36	(48)
Kent State	-	(27),(38)
Central Michigan	(33)	-

Numbers in (parentheses) indicate field goal was made.

Punting	no.	yds	avg	lg	tb	fc	i20	50+	blk
FLINT, Bailey	56	2270	40.5	58	2	25	22	7	1
TEAM	1	0	0.0	0	0	0	0	0	0
Total	57	2270	39.8	58	2	25	22	7	1
Opponents	75	2712	36.2	65	3	16	15	5	6

Kickoffs	no.	yds	avg	tb	ob	retn	net	ydln
VEST, Jameson	88	5399	61.4	48	1			
Total	88	5399	61.4	48	1	20.6	40.2	24
Opponents	62	3507	56.6	23	3	19.8	35.5	29



**2018 Toledo Football**  
**TOLEDO Overall Individual Statistics (as of Nov 23, 2018)**  
**All games**

<u>All Purpose</u>	<u>g</u>	<u>rush</u>	<u>rcv</u>	<u>pr</u>	<u>kr</u>	<u>ir</u>	<u>total</u>	<u>avg/g</u>
JOHNSON, Dion	12	17	663	220	412	0	1312	109.3
KOBACK, Bryan	12	875	12	0	28	0	915	76.2
THOMPCKINS, Ar	12	563	139	0	0	0	702	58.5
THOMPSON, C	12	0	592	99	0	0	691	57.6
SEYMOUR, Sha	12	526	104	0	0	0	630	52.5
JOHNSON,Jon'	12	0	611	0	0	0	611	50.9
GUADAGNI, Mit	7	428	0	0	0	0	428	61.1
JONES, Ronnie	12	144	0	0	160	0	304	25.3
PHILLIPS, Desm	12	0	205	15	18	0	238	19.8
ROSI, Drew	11	0	114	0	63	0	177	16.1
McCRIMMON, N	5	116	0	0	0	0	116	23.2
McKINLEY-LEW	3	0	4	93	0	0	97	32.3
GILLIAM, Reggi	12	0	58	19	0	0	77	6.4
MITCHELL, Bryc	12	0	70	7	0	0	77	6.4
BLACKMAN, Rh	4	0	71	0	0	0	71	17.8
TAAFE, Tyler	12	0	0	0	0	52	52	4.3
SIMS, Nicholas	1	20	14	0	0	0	34	34.0
MAYNARD, Luc	12	0	0	0	32	0	32	2.7
TURNER, Jamal	9	0	24	0	7	0	31	3.4
FORD, Zachary	12	0	0	0	13	13	26	2.2
ROBINSON,Kah	12	0	0	0	0	23	23	1.9
DAVIS, Andrew	5	0	18	0	0	0	18	3.6
BERNARD, Des	5	0	0	0	0	18	18	3.6
FLINT, Bailey	12	13	0	0	0	0	13	1.1
REESE, Jalen	12	5	0	0	0	0	5	0.4
HINES, Jamal	11	0	0	0	0	4	4	0.4
OLEKANMA, Ric	12	0	0	0	0	3	3	0.2
HOLLMAN, Kad	12	0	0	0	0	2	2	0.2
PETERS, Eli	11	1	0	0	0	0	1	0.1
WILKINSON, C.	1	-7	0	0	0	0	-7	-7.0
TEAM	7	-8	0	0	0	0	-8	-1.1
BRADLEY, Cart	3	-10	0	0	0	0	-10	-3.3
Total	12	2683	2699	453	733	115	6683	556.9
Opponents	12	2068	3093	121	660	62	6004	500.3

**2018 Toledo Football**  
**TOLEDO Overall Defensive Statistics (as of Nov 23, 2018)**  
**All games**

##	Defensive Leaders	gp	Tackles			tfl/yds	Sacks	Pass defense			Fumbles		blkd	
			ua	a	tot		no-yds	int-yds	brup	qbh	rcv-yds	ff	kick	saf
42	OLEKANMA, Richard	12	32	46	78	8.5-35	2.5-22	1-3	.	.	1-0	.	.	.
27	ROBINSON,Kahlil	12	39	28	67	.	.	1-23	1	.	.	.	.	.
2	FISHER, Jordan	12	26	32	58	4.0-12	.	.	2	1	.	3	.	.
8	TEACHEY, Josh	12	30	24	54	4.0-19	1.0-7	.	11	.	.	.	.	.
99	SKIPPER, Tuzar	12	26	26	52	10.5-58	8.5-57	.	.	4	2-0	1	.	.
17	TAAFE, Tyler	12	17	34	51	2.5-10	0.5-2	2-52	.	1	.	.	.	.
91	HINES, Jamal	11	25	20	45	8.5-21	3.0-9	2-4	1	1	1-0	.	.	.
97	HOWARD, Reggie	12	21	24	45	15.0-48	4.0-22	.	.	4	.	2	.	.
15	ANDERSON, Tycen	12	28	12	40	.	.	1-0	4	.	.	.	.	.
2D	BLUE, DeDarallo	12	25	15	40	4.5-20	1.0-12	.	2	3	.	1	.	.
13	HOLLMAN, Kadar	12	29	8	37	.	.	1-2	12	.	1-1	1	.	.
20	HOLT, Saeed	12	22	12	34	2.0-14	1.0-10	.	1	.	.	.	.	.
24	CLARK, Justin	11	18	14	32	1.0-3	.	1-0	4	.	1-0	.	.	.
38	FORD, Zachary	12	17	12	29	2.0-7	.	2-13	3	.	.	.	.	.
93	CHILDRESS, Nate	12	5	20	25	1.0-8	1.0-8	.	4	2	.	.	1	.
95	ROSS, Willie	10	9	13	22	3.5-11	2.5-9	.	1	2	1-0	.	.	.
55	MAYNARD, Lucas	12	9	11	20	3.5-14	3.0-13	.	.	.	.	1	.	.
85	JOHNSON,Desjuan	10	7	10	17	3.0-7	1.0-5	.	.	1	.	.	.	.
87	TAYLOR,Terrance	12	7	7	14	5.5-35	2.5-21	.	1	2	.	1	.	.
53	DUNN, Devonte'	12	7	7	14	1.5-6	0.5-5	.	.	1	1-0	.	.	.
98	CHAMBERS,Tyrone	11	3	11	14	.	.	.	.	.	.	.	.	.
19	WOMACK, Samuel	12	8	4	12	1.5-6	.	.	1	.	.	.	.	.
31	BOLDEN, Daniel	12	5	7	12	0.5-0	.	.	.	1	.	.	.	.
1K	KING, DeAmonte	12	8	1	9	.	.	.	1	.	.	.	.	.
45	JOHNSON,Dyontae	12	1	7	8	.	.	.	.	1	.	.	.	.
28	WILLIAMS,Victor	7	4	2	6	.	.	.	.	.	.	1	.	.
26	SUTHERLAND, Calib	4	4	2	6	.	.	.	.	.	.	.	.	.
3B	BAUER, Nate	3	3	1	4	.	.	.	.	.	.	.	.	.
35	CRIDER, AJ	9	2	2	4	.	.	.	.	.	.	.	.	.
43	DAVIS, Erik	11	3	1	4	.	.	.	.	.	.	.	.	.
96	HOOD, David	6	2	2	4	1.0-1	.	.	.	.	.	.	.	.
9	CRAFT, Evander	7	2	2	4	.	.	.	.	.	.	.	.	.
90	DAVIS, Lamarr	10	2	2	4	1.0-1	.	.	.	.	.	.	.	.
25	THOMPSON, Cody	12	2	1	3	.	.	.	.	.	.	.	1	.
5	JONES, Ronnie	12	3	.	3	.	.	.	.	.	.	.	.	.
48	GIVHAN, Nate	8	3	.	3	2.0-10	2.0-10	.	.	.	.	1	.	.
46	BOCZAR, Andrew	12	.	2	2	.	.	.	.	.	.	.	.	.
7	JOHNSON,Jon'Vea	12	2	.	2	.	.	.	.	.	.	.	.	.
86	JOHNSON, Melvin	6	1	1	2	.	.	.	.	.	.	.	.	.
51	GREEN, Chris	3	1	1	2	.	.	.	.	.	.	.	.	.
36	BERNARD, Desmond	5	2	.	2	.	.	1-18	.	.	.	.	.	.
3R	ROGERS, Devan	1	.	1	1	.	.	.	.	.	.	.	.	.
23	SIMS, Nicholas	1	.	1	1	.	.	.	.	.	.	.	.	.
54	DOUGLAS,Jahneil	5	.	1	1	0.5-0	.	.	.	.	.	.	.	.
32	ROBERTS, Keelen	4	1	.	1	.	.	.	.	.	.	.	.	.
89	ROSI, Drew	11	1	.	1	.	.	.	.	.	.	.	.	.
37	VEST, Jameson	12	1	.	1	.	.	.	.	.	.	.	.	.
12	PETERS, Eli	11	1	.	1	.	.	.	.	.	.	.	.	.
94	MATHEWS, Edrick	3	.	1	1	.	.	.	.	.	.	.	.	.
29	CARTER, Dakari	2	1	.	1	.	.	.	.	.	.	.	.	.
21	SEYMOUR, Shakif	12	1	.	1	.	.	.	.	.	.	.	.	.
33	THOMPSON, Art	12	1	.	1	.	.	.	.	.	.	.	.	.
92	HUDSON, Jake	1	.	.	.	.	.	.	.	1	.	.	.	.
14	GILLIAM, Reggie	12	.	.	.	.	.	.	.	.	.	.	4	.
10	PHILLIPS, Desmond	12	.	.	.	.	.	.	.	.	.	.	1	.
Total		12	467	428	895	87-346	34-212	12-115	49	25	8-1	12	7	.
Opponents		12	444	437	881	75-273	28-162	11-62	34	17	6-53	8	1	.

**2018 Toledo Football**  
**TOLEDO Team Game-by-Game (as of Nov 23, 2018)**  
**All games**

**TEAM STATISTICS**

Date	Opponent	Rushing				Receiving				Passing				Kick Returns				Punt Returns				tot off
		no.	yds	td	lg	no.	yds	td	lg	cmp-att-int	yds	td	lg	no.	yds	td	lg	no.	yds	td	lg	
Sep 1	VMI	45	213	5	16	22	390	3	57	22-32-0	390	3	57	1	17	0	17	7	92	1	39	603
Sep 15	MIAMI	36	112	1	15	13	222	2	40	13-23-1	222	2	40	1	40	0	40	2	18	0	9	334
Sep 22	NEVADA	46	230	2	34	16	230	5	38	16-25-0	230	5	38	3	140	1	98	4	28	1	9	460
Sep 29	at Fresno State	40	137	0	36	16	238	3	54	16-31-1	238	3	54	5	113	0	31	1	0	0	0	375
Oct 06	BOWLING GREEN	44	288	4	28	17	184	3	29	17-35-0	184	3	29	2	45	0	27	3	16	0	14	472
Oct 13	at Eastern Michigan	52	229	2	25	12	147	1	35	12-27-1	147	1	35	2	31	0	17	3	86	0	52	376
Oct 20	BUFFALO	29	158	1	70	7	137	1	80	7-21-2	137	1	80	3	49	0	25	1	2	0	2	295
Oct 25	at Western Michigan	35	268	1	40	18	247	5	34	18-32-0	247	5	34	5	106	0	28	0	0	0	0	515
Oct 31	BALL STATE	38	204	3	19	25	327	2	57	25-35-5	327	2	57	2	51	0	37	1	4	0	4	531
Nov 07	at Northern Illinois	42	167	1	32	26	264	1	35	26-47-0	264	1	35	5	65	0	19	0	0	0	0	431
Nov 15	at Kent State	49	384	4	51	12	133	2	55	12-18-0	133	2	55	7	63	0	28	5	103	1	83	517
Nov 23	CENTRAL MICHIGAN	49	293	5	45	14	180	1	44	14-31-1	180	1	44	1	13	0	13	8	104	0	32	473
TOLEDO		505	2683	29	70	198	2699	29	80	198-357-11	2699	29	80	37	733	1	98	35	453	3	83	5382
		453	2068	27	76	265	3093	19	62	265-440-12	3093	19	62	32	660	0	43	10	121	1	27	5161

Games: 12 • Avg/rush: 5.3 • Avg/catch: 13.6 • Pass effic: 139.61 • KR avg: 19.8 • PR avg: 12.9 • All purpose avg/game: 556.9 • Total offense avg/gm: 448.5

Date	Opponent	Tackles				Sacks	Fumble		Pass Defense			blkd	PAT Attempts			off		
		ua	a	total	tfl-yds	no-yds	ff	fr-yds	int-yds	qbh	brup	kick	kick	rush	rcv	saf	t/o	pts
Sep 1	VMI	41	36	77	9.0-39	4.0-23	1	1-0	2-2	3	1	1	9-9	0	0	0	14	66
Sep 15	MIAMI	29	56	85	3.0-7	0.0-0	0	0-0	0-0	4	5	0	3-3	0	0	0	0	24
Sep 22	NEVADA	46	28	74	7.0-21	1.0-6	1	1-0	1-3	5	2	2	9-9	0	0	0	0	63
Sep 29	at Fresno State	41	26	67	4.0-10	1.0-5	0	0-0	1-4	2	3	0	3-3	0	0	0	3	27
Oct 06	BOWLING GREEN	22	38	60	3.0-3	0.0-0	1	1-1	0-0	2	8	2	7-7	0	0	0	7	52
Oct 13	at Eastern Michigan	27	48	75	9.0-26	4.0-19	2	0-0	0-0	0	2	0	2-2	0	0	0	0	26
Oct 20	BUFFALO	41	62	103	13.0-46	5.0-23	1	0-0	3-23	0	9	1	2-2	0	0	0	10	17
Oct 25	at Western Michigan	50	16	66	7.0-34	5.0-31	0	1-0	0-0	0	1	1	6-6	0	0	0	7	51
Oct 31	BALL STATE	41	44	85	8.0-54	4.0-34	4	3-0	2-31	4	5	0	6-6	0	0	0	28	45
Nov 07	at Northern Illinois	39	24	63	5.0-21	1.0-10	1	1-0	1-0	0	0	0	0-1	0	0	0	0	15
Nov 15	at Kent State	52	16	68	6.0-25	3.0-18	1	0-0	1-31	3	4	0	8-8	0	0	0	7	56
Nov 23	CENTRAL MICHIGAN	38	34	72	13.0-60	6.0-43	0	0-0	1-21	2	9	0	6-7	0	0	0	7	51
TOLEDO		467	428	895	87.0-346	34.0-212	12	8-1	12-115	25	49	7	61-63	0	0	0	83	493
		444	437	881	75.0-273	28.0-162	8	6-53	11-62	17	34	1	45-45	0	1	0	41	362

Date	Opponent	Punting							Field Goals			Kickoffs						
		no.	yds	avg	long	blkd	tb	fc	50+	i20	md-att	long	blkd	no.	yds	avg	tb	ob
Sep 1	VMI	6	263	43.8	54	0	0	3	1	4	1-1	29	0	11	615	55.9	6	0
Sep 15	MIAMI	6	250	41.7	52	0	0	3	2	0	1-2	47	0	5	317	63.4	3	0
Sep 22	NEVADA	6	264	44.0	51	0	0	2	2	3	0-1	0	0	10	573	57.3	6	0
Sep 29	at Fresno State	5	214	42.8	48	0	0	3	0	0	2-3	46	0	6	374	62.3	4	0
Oct 06	BOWLING GREEN	2	75	37.5	38	0	0	1	0	1	1-2	39	0	9	573	63.7	6	0
Oct 13	at Eastern Michigan	3	115	38.3	40	0	0	1	0	1	2-2	35	0	5	318	63.6	4	0
Oct 20	BUFFALO	8	331	41.4	58	0	1	3	1	2	1-1	38	0	4	256	64.0	1	1
Oct 25	at Western Michigan	4	181	45.2	50	0	0	2	1	2	3-3	45	0	9	578	64.2	4	0
Oct 31	BALL STATE	1	35	35.0	35	0	0	1	0	0	1-1	29	0	8	510	63.8	6	0
Nov 07	at Northern Illinois	6	179	29.8	39	1	0	2	0	3	1-2	25	0	3	145	48.3	1	0
Nov 15	at Kent State	4	127	31.8	43	0	0	2	0	3	0-0	0	0	9	562	62.4	2	0
Nov 23	CENTRAL MICHIGAN	6	236	39.3	43	0	1	2	0	3	1-1	33	0	9	578	64.2	5	0
TOLEDO		57	2270	39.8	58	1	2	25	7	22	14-19	47	0	88	5399	61.4	48	1
		75	2712	36.2	65	6	3	16	5	15	7-13	50	1	62	3507	56.6	23	3

**2018 Toledo Football**  
**TOLEDO Opponent Game-by-Game (as of Nov 23, 2018)**  
**All games**

**OPPONENT STATISTICS**

Date	Opponent	Rushing				Receiving				Passing				Kick Returns				Punt Returns				tot off
		no.	yds	td	lg	no.	yds	td	lg	cmp	att	int	yds	td	lg	no.	yds	td	lg	no.	yds	
Sep 1	VMI	30	48	0	11	29	174	0	38	29-49-2	174	0	38	3	27	0	13	1	4	0	4	222
Sep 15	MIAMI	53	268	5	37	13	205	2	41	13-23-0	205	2	41	2	47	0	30	0	0	0	0	473
Sep 22	NEVADA	35	262	5	66	29	320	1	34	29-50-1	320	1	34	2	40	0	29	2	0	0	0	582
Sep 29	at Fresno State	38	186	2	22	24	368	4	55	24-32-1	368	4	55	2	31	0	18	1	18	0	18	554
Oct 06	BOWLING GREEN	29	192	2	60	18	289	3	61	18-34-0	289	3	61	3	43	0	19	0	0	0	0	481
Oct 13	at Eastern Michigan	38	229	4	50	17	183	0	42	17-23-0	183	0	42	1	23	0	23	1	5	0	5	412
Oct 20	BUFFALO	50	137	2	25	25	326	2	44	25-46-3	326	2	44	2	44	0	25	2	42	0	22	463
Oct 25	at Western Michigan	34	125	1	42	25	307	2	62	25-32-0	307	2	62	5	115	0	28	0	0	0	0	432
Oct 31	BALL STATE	35	94	1	21	30	343	1	47	30-48-2	343	1	47	2	38	0	21	0	0	0	0	437
Nov 07	at Northern Illinois	44	296	3	44	13	131	1	33	13-19-1	131	1	33	0	0	0	0	1	38	1	27	427
Nov 15	at Kent State	35	183	2	76	24	314	2	60	24-41-1	314	2	60	7	188	0	43	0	0	0	0	497
Nov 23	CENTRAL MICHIGAN	32	48	0	14	18	133	1	38	18-43-1	133	1	38	3	64	0	25	2	14	0	10	181
Opponents		453	2068	27	76	265	3093	19	62	265-440-12	3093	19	62	32	660	0	43	10	121	1	27	5161
		505	2683	29	70	198	2699	29	80	198-357-11	2699	29	80	37	733	1	98	35	453	3	83	5382

Games: 12 • Avg/rush: 4.6 • Avg/catch: 11.7 • Pass effic: 128.07 • KR avg: 20.6 • PR avg: 12.1 • All purpose avg/game: 500.3 • Total offense avg/gm: 430.1

Date	Opponent	Tackles				Sacks	Fumble		Pass Defense			blkd	PAT Attempts			off				
		ua	a	total	tfl-yds	no-yds	ff	fr-yds	int-yds	qbh	brup	kick	kick	rush	rcv	saf	t/o	pts		
Sep 1	VMI	41	46	87	6.0-22	2.0-12	0	0-0	0-0	1	2	0	0-0	0	0	0	0	0	0	3
Sep 15	MIAMI	33	30	63	13.0-49	4.0-25	0	0-0	1-0	0	4	0	7-7	0	0	0	0	7	49	
Sep 22	NEVADA	31	44	75	8.0-33	3.0-15	1	1-0	0-0	1	1	0	5-5	0	0	0	0	7	44	
Sep 29	at Fresno State	41	25	66	9.0-48	5.0-40	1	0-0	1-38	1	5	0	7-7	0	0	0	0	7	49	
Oct 06	BOWLING GREEN	39	32	71	0.0-0	0.0-0	0	0-0	0-0	3	3	0	4-4	0	1	0	0	0	36	
Oct 13	at Eastern Michigan	32	50	82	13.0-45	7.0-32	0	0-0	1--2	3	5	0	4-4	0	0	0	0	0	28	
Oct 20	BUFFALO	20	36	56	4.0-12	2.0-9	2	2-0	2-18	2	3	0	4-4	0	0	0	0	7	31	
Oct 25	at Western Michigan	38	22	60	2.0-3	0.0-0	0	0-0	0-0	1	4	0	3-3	0	0	0	0	0	24	
Oct 31	BALL STATE	33	48	81	1.0-3	0.0-0	1	0-0	5--3	0	1	0	1-1	0	0	0	0	7	13	
Nov 07	at Northern Illinois	51	30	81	11.0-43	5.0-29	1	0-0	0-0	2	2	1	5-5	0	0	0	0	0	38	
Nov 15	at Kent State	46	28	74	5.0-11	0.0-0	0	0-0	0-0	0	0	0	4-4	0	0	0	0	0	34	
Nov 23	CENTRAL MICHIGAN	39	46	85	3.0-4	0.0-0	2	3-53	1-11	3	4	0	1-1	0	0	0	0	6	13	
Opponents		444	437	881	75.0-273	28.0-162	8	6-53	11-62	17	34	1	45-45	0	1	0	41	362		
		467	428	895	87.0-346	34.0-212	12	8-1	12-115	25	49	7	61-63	0	0	0	83	493		

Date	Opponent	Punting							Field Goals			Kickoffs						
		no.	yds	avg	long	blkd	tb	fc	50+	i20	md-att	long	blkd	no.	yds	avg	tb	ob
Sep 1	VMI	10	392	39.2	65	1	0	0	2	1	1-1	28	0	2	128	64.0	1	0
Sep 15	MIAMI	5	208	41.6	43	0	1	1	0	2	0-0	0	0	8	479	59.9	5	2
Sep 22	NEVADA	7	209	29.9	42	2	0	2	0	1	1-2	50	0	6	369	61.5	3	0
Sep 29	at Fresno State	4	143	35.8	45	0	0	1	0	2	0-1	0	0	8	502	62.8	2	1
Oct 06	BOWLING GREEN	5	143	28.6	55	1	0	0	1	1	0-1	0	1	5	301	60.2	3	0
Oct 13	at Eastern Michigan	5	207	41.4	48	0	1	1	0	1	0-1	0	0	5	296	59.2	3	0
Oct 20	BUFFALO	4	143	35.8	44	1	0	0	0	2	1-3	39	0	6	325	54.2	3	0
Oct 25	at Western Michigan	7	196	28.0	36	1	0	3	0	0	1-1	25	0	5	283	56.6	0	0
Oct 31	BALL STATE	4	160	40.0	46	0	0	1	0	2	0-0	0	0	2	120	60.0	0	0
Nov 07	at Northern Illinois	3	130	43.3	47	0	1	1	0	1	1-1	48	0	7	418	59.7	2	0
Nov 15	at Kent State	6	236	39.3	53	0	0	0	1	1	2-2	38	0	7	221	31.6	0	0
Nov 23	CENTRAL MICHIGAN	15	545	36.3	50	0	0	6	1	1	0-0	0	0	1	65	65.0	1	0
Opponents		75	2712	36.2	65	6	3	16	5	15	7-13	50	1	62	3507	56.6	23	3
		57	2270	39.8	58	1	2	25	7	22	14-19	47	0	88	5399	61.4	48	1



# FOOTBALL

2018 SEASON → Media Release (2018 Bowls)

Contact: Russell Anderson → rdanderson@c-usa.org → 214.774.1300

## STANDINGS

East Division	W-L	Pct.	H	A	Div.	Pts.	Opp.	W-L	Pct.	H	A	Pts	Opp.
y - Middle Tennessee	7-1	.875	4-0	3-1	5-1	256	147	8-5	.615	5-1	3-4	379	319
Marshall	6-2	.750	3-1	3-1	5-1	222	142	8-4	.667	4-2	4-2	329	264
FIU	6-2	.750	2-2	4-0	4-2	252	194	8-4	.750	4-3	4-1	415	296
Charlotte	4-4	.500	3-1	1-3	3-3	183	201	5-7	.417	4-2	1-5	260	319
Florida Atlantic	3-5	.375	2-2	1-3	3-3	241	207	5-7	.417	4-2	1-5	373	381
Old Dominion	2-6	.250	1-3	1-3	1-5	199	293	4-8	.333	3-3	1-5	370	431
WKU	2-6	.250	1-3	1-3	0-6	177	229	3-9	.250	1-4	2-5	253	334

West Division	W-L	Pct.	H	A	Div.	Pts.	Opp.	W-L	Pct.	H	A	Pts	Opp.
x - UAB	7-1	.875	4-0	3-1	6-0	227	88	10-3	.769	6-0	4-3	381	225
North Texas	5-3	.625	3-1	2-2	4-2	252	198	9-3	.750	5-1	4-2	437	262
Louisiana Tech	5-3	.625	2-2	3-1	4-2	182	159	7-5	.583	3-2	4-3	290	285
Southern Miss	5-3	.625	4-0	1-3	4-2	200	164	6-5	.545	5-1	1-4	288	218
UTSA	2-6	.250	1-3	1-3	2-4	101	226	3-9	.250	2-4	1-5	170	374
UTEP	1-7	.125	0-4	1-3	1-5	158	260	1-11	.083	0-6	1-5	212	393
Rice	1-7	.125	1-3	0-4	0-6	125	254	2-11	.154	2-4	0-7	246	458

x - Conference Champion, y - Division Champion,

## BOWL SCHEDULE

### NEW MEXICO BOWL (Albuquerque, NM)

Saturday, December 15

North Texas vs. (23) Utah State (ESPN) 1 p.m.

### R+L CARRIERS NEW ORLEANS BOWL

(New Orleans, La.)

Saturday, December 15

Middle Tennessee vs. Appalachian St. (ESPN) 8 p.m.

### CHERIBUNDI BOCA RATON BOWL

(Boca Raton, Fla.)

Tuesday, December 18

UAB vs. Northern Illinois (ESPN) 6 p.m.

### BAD BOY MOWERS GASPARILLA BOWL

(Tampa Bay, Fla.)

Thursday, December 20

Marshall vs. South Florida (ESPN) 7 p.m.

### MAKERS WANTED BAHAMAS BOWL

(Nassau, Bahamas)

Friday, December 21

FIU vs. Toledo (ESPN) 11:30 a.m.

### SOFI HAWAI'I BOWL (Nassau, Bahamas)

Saturday, December 22

Louisiana Tech vs. Hawai'i (ESPN) 9:30 p.m.

All times Central

## C-USA CHAMPIONSHIP GAME

### 2018 Globe Life Conference USA

Championship Game (CBSSN)

UAB 27, Middle Tennessee 25

MVP: Spencer Brown, RB, UAB



## C-USA AWARDS

### COACH OF THE YEAR

Rick Stockstill - Middle Tennessee

### MOST VALUABLE PLAYER

Brent Stockstill - QB - Middle Tennessee

### OFFENSIVE PLAYER OF THE YEAR

Mason Fine - QB - North Texas

### DEFENSIVE PLAYER OF THE YEAR

Jaylon Ferguson - DE - LA Tech

### SPECIAL TEAMS PLAYER OF THE YEAR

Jack Fox - P - Rice

### NEWCOMER OF THE YEAR

James Morgan - QB - FIU

### FRESHMEN OF THE YEAR

Chris Robison - QB - Florida Atlantic

Isaiah Green - QB - Marshall



**CONFERENCE USA ALL-CONFERENCE TEAMS****COACH OF THE YEAR**

Rick Stockstill - Middle Tennessee

**MOST VALUABLE PLAYER**

Brent Stockstill - QB - Middle Tennessee

**OFFENSIVE PLAYER OF THE YEAR**

Mason Fine - QB - North Texas

**DEFENSIVE PLAYER OF THE YEAR**

Jaylon Ferguson - DE - LA Tech

**SPECIAL TEAMS PLAYER OF THE YEAR**

Jack Fox - P - Rice

**NEWCOMER OF THE YEAR**

James Morgan - QB - FIU

**FRESHMEN OF THE YEAR**

Chris Robison - QB - Florida Atlantic

Isaiah Green - QB - Marshall

**FIRST TEAM ALL-C-USA****OFFENSE**

QB - Brent Stockstill, Gr., Middle Tennessee  
RB - Devin Singletary, Jr., Florida Atlantic  
RB - Spencer Brown, So., UAB  
OL - Reggie Bain, R-Sr., Florida Atlantic  
OL - O'Shea Dugas, Sr., Louisiana Tech  
OL - Levi Brown, R-Jr., Marshall  
OL - Chandler Brewer, Sr., Middle Tennessee  
OL - Justice Powers, Sr., UAB  
TE - Harrison Bryant, Jr., Florida Atlantic  
WR - Tyre Brady, R-Sr., Marshall  
WR - Rico Bussey, Jr., Jr., North Texas  
WR - Quez Watkins, So., Southern Miss

**DEFENSE**

DL - Alex Highsmith, R-Jr., Charlotte  
DL - Jaylon Ferguson, R-Sr., LA Tech  
DL - LaDarius Hamilton, Jr., North Texas  
DL - Oshane Ximines, Sr., Old Dominion  
DL - Jacques Turner, R-Jr., Southern Miss  
LB - Sage Lewis, R-Jr., FIU  
LB - Darius Harris, Sr., Middle Tennessee  
LB - EJ Ejiya, R-Sr., North Texas  
DB - Amik Robertson, So., Louisiana Tech  
DB - Malik Gant, R-Jr., Marshall  
DB - Reed Blankenship, So., Middle Tenn.  
DB - Kemon Hall, Sr., North Texas

**SPECIAL TEAMS**

K - Cole Hedlund, Gr., North Texas  
P - Jack Fox, Sr., Rice  
KR - Isaiah Harper, Sr., Old Dominion  
PR - Maurice Alexander, R-Jr., FIU  
LS - Matt Beardall, Jr., Marshall

**SECOND TEAM ALL-C-USA****OFFENSE**

QB - Mason Fine, Jr., North Texas  
RB - Benny LeMay, Jr., Charlotte  
RB - DeAndre Torrey, So., North Texas  
OL - Nate Davis, R-Sr., Charlotte  
OL - Jordan Budwig, Gr., FIU  
OL - Rishard Cook, Sr., UAB  
OL - James Davis, R-Sr., UAB  
OL - Malique Johnson, R-Sr., UAB  
OL - Miles Pate, R-Jr., WKU  
TE - Mik'Quan Deane, R-Sr., WKU  
WR - Adrian Hardy, R-So., Louisiana Tech  
WR - Jonathan Duhart, Sr., Old Dominion  
WR - Travis Fulgham, Sr., Old Dominion

**DEFENSE**

DL - Ryan Bee, Sr., Marshall  
DL - Ty Tyler, R-Jr., Marshall  
DL - Jamell Garcia-Williams, Sr., UAB  
DL - Anthony Rush, Sr., UAB  
LB - Juwan Foggie, R-Sr., Charlotte  
LB - Khalil Brooks, Jr., Middle Tennessee  
LB - A.J. Hotchkins, Gr., UTEP  
DB - Jalen Young, Sr., Florida Atlantic  
DB - Chris Jackson, Jr., Marshall  
DB - Wesley Bush, Sr., Middle Tennessee  
DB - Nate Brooks, Sr., North Texas  
DB - Ky'el Hemby, R-So., Southern Miss

**SPECIAL TEAMS**

K - Jonathan Cruz, Fr., Charlotte  
K - Parker Shaunfield, Sr., Southern Miss  
P - Stone Wilson, Sr., FIU  
KR - Kerrith Whyte, Jr., R-Jr., Florida Atlantic  
PR - Isaiah Harper, Sr., Old Dominion  
LS - Grant Merka, Jr., UTSA

**ALL-FRESHMAN TEAM****OFFENSE**

QB - Chris Robison, Florida Atlantic  
QB - Isaiah Green, Marshall  
RB - Chaton Mobley, Middle Tennessee  
RB - Joshua Samuel, WKU  
OL - BJ Etienne, Florida Atlantic  
OL - Manase Mose, North Texas  
OL - Shea Baker, Rice  
OL - Trace Clopton, Southern Miss  
OL - Spencer Burford, UTSA  
TE - Sterling Palmer, FIU  
WR - Rico Arnold, Charlotte  
WR - Victor Tucker, Charlotte

**DEFENSE**

DL - Jason Mercier, FIU  
DL - Darius Hodge, Marshall  
DL - Tahj Sykes, Southern Miss  
DL - Juwuan Jones, WKU  
LB - Henry Segura, Charlotte  
LB - Rocky Jacques-Lewis, FIU  
LB - Rex Henderson, WKU  
DB - Dorian Hall, FIU  
DB - Steven Gilmore, Marshall  
DB - Prudy Calderon, Rice  
DB - Treshawn Chamberlain, Rice  
DB - Shannon Showers, Southern Miss

**SPECIAL TEAMS**

K - Jonathan Cruz, Charlotte  
KR - Garland LaFrance, WKU  
LS - Reeves Blankenship, Louisiana Tech



# FOOTBALL

2018 SEASON → Media Release (2018 Bowls)

Contact: Russell Anderson → rdanderson@c-usa.org → 214.774.1300

## C-USA BOWL INFORMATION

### C-USA SENDING SIX TEAMS TO BOWLS

Conference USA will be sending six schools to play in bowl games this holiday season. C-USA Champion UAB leads the group of six, joined in the postseason by East Champion Middle Tennessee, FIU, Louisiana Tech, Marshall and North Texas.

UAB enters postseason play with a school-record 10 wins when it represents C-USA in the Cheribundi Boca Raton Bowl in Boca Raton, Florida. The Blazers will face Mid-American Conference Champion Northern Illinois in the fifth annual game, which kicks off on Tuesday, Dec. 18 at 7 p.m. EST/6 p.m. CST on ESPN. This will be the first time in school history that UAB will be making back-to-back bowl appearances. The Boca Raton Bowl is one of just three bowls that match conference champions this bowl season.

Middle Tennessee will make its fourth consecutive bowl appearance when it plays in the R+L Carriers New Orleans Bowl. The Blue Raiders will face Sun Belt Conference Champion Appalachian State on Saturday, Dec. 15 at 9 p.m. EST/8 p.m. CST on ESPN. This will be the Blue Raiders first appearance in the New Orleans Bowl since 2009.

FIU will make its second straight bowl appearance under head coach **Butch Davis** with an appearance in the Makers Wanted Bahamas Bowl in Nassau on Friday, Dec. 21 (12:30 p.m. EST/11:30 a.m. CST). This will be the fourth bowl trip in Panthers history and the second time that it will face Toledo in the postseason (FIU defeated Toledo, 34-32, in the 2010 Little Caesars Pizza Bowl). A Panthers victory would set an FIU single-season program record for victories.

Louisiana Tech will be in a bowl game for the fifth straight season when it participates in the SoFi Hawai'i Bowl on Saturday, Dec. 22 at 10:30 p.m. EST/9:30 p.m. CST on ESPN). The Bulldogs, who are one of four FBS programs to have bowl wins the last four seasons will face home-standing Hawai'i in the game. C-USA teams have won six of their last seven games in the Hawai'i Bowl.

North Texas will kick off the 2018-19 bowl season when it faces Utah State in the New Mexico Bowl on Saturday, Dec. 15 at 2 p.m. EST/1 p.m. CST on ESPN. The Mean Green will be looking to match the school record for victories with 10, a figure last reached in 1977.

Marshall will represent C-USA in the Bad Boy Mowers Gasparilla Bowl on Thursday, Dec. 20 at 8 p.m. EST/7 p.m. CST on ESPN. The Tampa Bay area bowl will play its game at Raymond James Stadium in Tampa for this first time, a venue that happens to be the home stadium for the Thundering Herd's opponent, South Florida. Marshall is 11-2 all-time in bowl games and this will be its third appearance in this bowl since 2011.

Conference USA is 26-16 (.619) over the past six years in bowl games, which included five straight winning seasons from 2013-17.

### C-USA BOWL HISTORY

#### FIU BOWL HISTORY (1-2)

Year	Bowl	Result
2018	Bahamas	FIU vs. Toledo
2017	Gasparilla	Temple 28, FIU 3
2011	Beef 'O' Brady's	Marshall 20, FIU 10
2010	Little Caesars	FIU 34, Toledo 32

#### LOUISIANA TECH BOWL HISTORY (6-3-1)

Year	Bowl	Result
2018	SoFi Hawai'i	Louisiana Tech at Hawai'i
2017	DXL Frisco	Louisiana Tech 51, SMU 10
2016	Armed Forces	Louisiana Tech 48, Navy 45
2015	New Orleans	Louisiana Tech 47, Arkansas State 28
2014	Heart of Dallas	Louisiana Tech 35, Illinois 18
2011	Poinsettia	TCU 31, Louisiana Tech 24
2008	Independence	Louisiana Tech 17, Northern Illinois 10
2001	Humanitarian	Clemson 49, Louisiana Tech 24
1990	Independence	Louisiana Tech 34, Maryland 34
1978	Independence	East Carolina 35, Louisiana Tech 13
1977	Independence	Louisiana Tech 24, Louisville 14

#### MARSHALL BOWL HISTORY (11-2-0)

Year	Bowl	Result
2018	Gasparilla	Marshall at South Florida
2017	New Mexico	Marshall 31, Colorado State 28
2015	St. Petersburg	Marshall 16, Connecticut 10
2014	Boca Raton	Marshall 52, Northern Illinois 23
2013	Military	Marshall 31, Maryland 20
2011	Beef 'O' Brady's	Marshall 20, FIU 10
2009	Little Caesars	Marshall 21, Ohio 17
2004	Fort Worth	Cincinnati 32, Marshall 14
2002	GMAC	Marshall 38, Louisville 15
2001	GMAC	Marshall 64, East Carolina 61 (2ot)
2000	Motor City	Marshall 25, Cincinnati 14
1999	Motor City	Marshall 21, BYU 3
1998	Motor City	Marshall 48, Louisville 29
1997	Motor City	Mississippi 34, Marshall 31

#### MIDDLE TENNESSEE BOWL HISTORY (3-7)

Year	Bowl	Result
2018	New Orleans	Middle Tennessee vs. Appalachian State
2017	Camellia	Middle Tennessee 35, Arkansas State 30
2016	Hawai'i	Hawai'i 52, Middle Tennessee 35
2015	Bahamas	Western Mich. 45, Middle Tennessee 31
2013	Armed Forces	Navy 24, Middle Tennessee 6
2010	GoDaddy.com	Miami (Ohio) 35, Middle Tennessee 21
2009	New Orleans	Middle Tennessee 42, Southern Miss 32
2006	Motor City	Central Michigan 31, Middle Tennessee 14
1961	Tangerine	Lamar 21, Middle Tennessee 14
1959	Tangerine	Middle Tennessee 21, Presbyterian 12
1956	Refrigerator	Sam Houston St. 27, Middle Tennessee 13

#### NORTH TEXAS BOWL HISTORY (2-7)

Year	Bowl	Result
2018	New Mexico	North Texas vs. Utah State
2017	New Orleans	Troy 50, North Texas 30
2016	Heart of Dallas	Army 38, North Texas 31 (ot)
2013	Heart of Dallas	North Texas 36, UNLV 14
2004	New Orleans	Southern Miss 31, North Texas 10
2003	New Orleans	Memphis 27, North Texas 17
2002	New Orleans	North Texas 24, Cincinnati 19
2001	New Orleans	Colorado State 45, North Texas 20
1959	Sun	New Mexico State 28, North Texas 8
1956	Salad	Nevada 13, North Texas 6

#### UAB BOWL HISTORY (0-2)

Year	Bowl	Result
2018	Boca Raton	UAB vs. Northern Illinois
2017	Bahamas	Ohio 41, UAB 6
204	Sheraton Hawaii	Hawai'i 59, UAB 40



**BOWL CAPSULES****NEW MEXICO BOWL****NORTH TEXAS vs. (23) UTAH STATE**

Saturday, Dec. 15 Albuquerque, New Mexico  
12 p.m. (MST) Dreamstyle Stadium (37,792)  
All-Time Series: Utah State leads 4-3  
Last Meeting: at North Texas 31, Utah State 23 (Oct. 9, 2004)  
Television: ESPN  
Announcers: Mark Neely (PxP), John Congemi (AN), Quint Kessenich (SL)

**North Texas** (9-3, 5-3 in C-USA)

Website: www.meangreensports.com  
Head Coach: Seth Littrell (3rd year, all at NT)  
Leading Passer: Mason Fine (295-of-457, 3,734 yds. 27 TD)  
Leading Rusher: DeAndre Torrey (161 att., 942 yds., 14 TD)  
Leading Receiver: Rico Bussey, Jr. (68 rec., 1,017 yds., 12 TD)  
Leading Tackler: E.J. Eliya (113 tackles)  
Offensive Yards PG: 472.8  
Defensive Yards PG: 359.5  
Last Bowl Appearance: 2017 New Orleans (Troy 50, North Texas 30)  
All-Time Bowl Record: 2-7

**Utah State** (10-2, 7-1 in Mountain West)

Website: www.utahstateaggies.com  
Interim Head Coach: Frank Maile (1st game, all at USU)  
Leading Passer: Jordan Love (246-of-374, 3,208 yds., 28 TD)  
Leading Rusher: Darwin Thompson (132 att., 951 yds., 14 TD)  
Leading Receiver: Ron'quavion Tarver (62 rec., 676 yds., 7 TD)  
Leading Tackler: David Woodward (124 tackles, 45 solo)  
Offensive Yards PG: 492.5  
Defensive Yards PG: 385.0  
Last Bowl Appearance: 2017 Arizona (New Mexico St. 26, Utah St. 20)  
All-Time Bowl Record: 4-8

**R+L CARRIERS NEW ORLEANS BOWL****MIDDLE TENNESSEE vs. APPALACHIAN STATE**

Saturday, Dec. 15 New Orleans, Louisiana  
8 p.m. (CST) Mercedes-Benz Superdome (73,208)  
All-Time Series: Middle Tennessee leads 2-1  
Last Meeting: Middle Tennessee 35, Appalachian St. 10 (Nov. 28, 1992)  
Television: ESPN  
Announcers: Jason Benetti (PxP), Kelly Stouffer (AN), Olivia Dekker (SL)

**Middle Tennessee** (8-5, 7-1 in C-USA)

Website: www.goblueraiders.com  
Head Coach: Rick Stockstill (13th year, all at MT)  
Leading Passer: Brent Stockstill (301-of-427, 3,214 yds., 28 TD)  
Leading Rusher: Chaton Mobley (113 att., 615 yds., 4 TD)  
Leading Receiver: Ty Lee (67 rec., 828 yds., 7 TD)  
Leading Tackler: Reed Blankenship (101 tackles, 63 solo)  
Offensive Yards PG: 393.9  
Defensive Yards PG: 372.9  
Last Bowl Appearance: 2018 Camellia (MT 35, Arkansas St. 31)  
All-Time Bowl Record: 3-7

**Appalachian State** (10-2, 7-1 in Sun Belt)

Website: www.appstatesports.com  
Interim Head Coach: Mark Ivey (1st game/7-year App St. Asst.)  
Leading Passer: Zac Thomas (144-of-230, 1,862 yds. 18 TD)  
Leading Rusher: Darrynton Evans (165 att., 1,079 yds., 7 TD)  
Leading Receiver: Corey Sutton (36 rec., 695 yds., 8 TD)  
Leading Tackler: Akeem Davis-Gaither (95 tackles, 41 solo)  
Offense Yards Per Game: 429.6  
Defensive Yards Per Game: 279.3  
Last Bowl Appearance: 2017 Dollar General (App St. 34, Toledo 0)  
All-Time Bowl Record: 3-0

**CHERIBUNDI BOCA RATON BOWL****UAB vs. NORTHERN ILLINOIS**

Tuesday, Dec. 18 Boca Raton, Florida  
7 p.m. (EST) FAU Stadium (29,500)  
All-Time Series: First Meeting  
Television: ESPN  
Announcers: Dave Lamont (PxP), Desmond Howard (AN)  
Jonathan Vilma (AN), Alyssa Long (SL)

**UAB** (10-3, 7-1 in C-USA)

Website: www.uabsports.com  
Head Coach: Bill Clark (4th year, 3rd at UAB)  
Leading Passer: Tyler Johnston (63-of-111, 950 yds. 7 TD)  
Leading Rusher: Spencer Brown (247 att., 1,149 yds., 16 TD)  
Leading Receiver: Xavier Ubosi (28 rec., 610 yds., 5 TD)  
Leading Tackler: Chris Woolbright (74 tackles, 49 solo)  
Offense Yards PG: 400.3  
Defensive Yards PG: 300.2  
Last Bowl Appearance: 2017 Bahamas (Ohio 41, UAB 6)  
All-Time Bowl Record: 0-2

**Northern Illinois** (8-5, 6-2 in Mid-American)

Website: www.niuhuskies.com  
Head Coach: Rod Carey (6th year, all at NIU)  
Leading Passer: Marcus Childers (212-of-368, 1,996 yds., 15 TD)  
Leading Rusher: Tre Harbison (188 att., 985 yds., 4 TD)  
Leading Receiver: D.J. Brown (55 rec., 484 yds., 5 TD)  
Leading Tackler: Antonio Jones-Davis (117 tackles, 79 solo)  
Offensive Yards PG: 325.0  
Defensive Yards PG: 347.8  
Last Bowl Appearance: 2017 Quick Lane (Duke 36, NIU 14)  
All-Time Bowl Record: 4-8

**BAD BOY MOWERS GASPARILLA BOWL****MARSHALL vs. SOUTH FLORIDA**

Thursday, Dec. 20 St. Petersburg, Florida  
8 p.m. (EST) Raymond James Stadium (65,890)  
All-Time Series: First Meeting  
Television: ESPN  
Announcers: Clay Matvick (PxP), Dan Orlovsky (AN), Paul Carcaterra (SL)

**Marshall** (8-4, 6-2 in C-USA)

Website: www.herdzone.com  
Head Coach: Doc Holliday (9th year, all at MU)  
Leading Passer: Isaiah Green (170-of-305, 2,238 yds., 15 TD)  
Leading Rusher: Brenden Knox (83 att., 483 yds., 5 TD)  
Leading Receiver: Tyre Brady (66 rec., 914 yds., 6 TD)  
Leading Tackler: Chase Hancock (120 tackles)  
Offensive Yards PG: 384.5  
Defensive Yards PG: 335.6  
Last Bowl Appearance: 2017 New Mexico (Marshall 31, Colo St. 28)  
All-Time Bowl Record: 11-2

**South Florida** (7-5, 3-5 in American)

Website: www.gousfbulls.com  
Head Coach: Charlie Strong (9th year, 2nd at USF)  
Leading Passer: Blake Barnett (203-of-327, 2,498 yds., 11 TD)  
Leading Rusher: Jordan Kronkrite (173 att., 1,095 yds., 9 TD)  
Leading Receiver: Tyre McCants (58 rec., 612 yds., 3 TD)  
Leading Tackler: Khalid McGee (104 tackles, 59 solo)  
Offensive Yards PG: 444.2  
Defensive Yards PG: 441.9  
Last Bowl Appearance: 2017 Birmingham (USF 38, Texas Tech 34)  
All-Time Bowl Record: 6-3



**BOWL CAPSULES****MAKERS WANTED BAHAMAS BOWL****FIU vs. TOLEDO**

Friday, Dec. 21 Nassau, Bahamas  
11:30 a.m. (EST) Thomas C. Robinson Stadium (15,000)  
All-Time Series: FIU leads 1-0  
Last Meeting: FIU 34, Toledo 32 (2010 Little Caesars Pizza Bowl)  
Television: ESPN  
Announcers: Steve Levy (PxP), Desmond Howard (AN),  
Laura Rutledge (SL)

**FIU (8-4, 6-2 in C-USA)**

Website: www.fiusports.com  
Head Coach: Butch Davis (12th year, 2nd at FIU)  
Leading Passer: James Morgan (213-of-326, 2,727 yds., 26 TD)  
Leading Rusher: Napoleon Maxwell (120 att., 670 yds., 7 TD)  
Leading Receiver: CJ Worton (36 rec., 620 yds., 6 TD)  
Leading Tackler: Sage Lewis (126 tackles, 60 solo)  
Offensive Yards PG: 417.6  
Defensive Yards PG: 386.7  
Last Bowl Appearance: 2017 Gasparilla (Temple 28, FIU 3)  
All-Time Bowl Record: 1-2

**Toledo (7-5, 5-3 in MAC)**

Website: www.utrockets.com  
Head Coach: Jason Candle (3rd year, all at Toledo)  
Leading Passer: Eli Peters (124-of-227, 1,573 yds. 15 TD)  
Leading Rusher: Bryant Koback (139 att., 875 yds., 13 TD)  
Leading Receiver: Diontae Johnson (43 rec., 663 yds., 7 TD)  
Leading Tackler: Richard Olekanma (78 tackles, 32 solo)  
Offense Yards PG: 448.5  
Defensive Yards PG: 430.1  
Last Bowl Appearance: 2017 Dollar General (App. St. 34, Toledo 0)  
All-Time Bowl Record: 10-7

**SOFI HAWAII' I BOWL  
LOUISIANA TECH AT HAWAII' I**

Saturday, Dec. 22 Honolulu, Hawaii'  
9:30 p.m. (CST) Aloha Stadium (50,000)  
All-Time Series: Hawaii'i leads 8-2  
Last Meeting: Hawaii'i 44, at Louisiana Tech 26 (Oct. 1, 2011)  
Television: ESPN  
Announcers: Beth Mowins (PxP), Kirk Morrison (AN), Allison Williams (SL)

**Louisiana Tech (7-5, 5-3 in C-USA)**

Website: www.latechsports.com  
Head Coach: Skip Holtz (19th year, 6th at LA Tech)  
Leading Passer: J'Mar Smith (245-of-430, 2,875 yds., 14 TD)  
Leading Rusher: Jaqwis Dancy (109 att., 610 yds., 9 TD)  
Leading Receiver: Adrian Hardy (69 rec., 1,052 yds., 6 TD)  
Leading Tackler: Collin Scott (83 tackles, 35 solo)  
Offensive Yards PG: 403.6  
Defensive Yards PG: 416.6  
Last Bowl Appearance: 2017 DXL Frisco (LA Tech 51, SMU 10)  
All-Time Bowl Record: 6-3-1

**Hawaii'i (8-5, 5-3 in Mountain West)**

Website: www.hawaiiathletics.com  
Head Coach: Nick Rolovich (3rd year, all at UH)  
Leading Passer: Cole McDonald (275-of-464, 3,790 yds., 15 TD)  
Leading Rusher: Dayton Furuta (90 att., 450 yds., 2 TD)  
Leading Receiver: John Ursua (89 rec., 1,343 yds., 16 TD)  
Leading Tackler: Ikem Okeke (83 tackles, 57 solo)  
Offensive Yards PG: 434.8  
Defensive Yards PG: 438.7  
Last Bowl Appearance: 2016 Hawaii'i (Hawaii'i 52, Middle Tenn. 35)  
All-Time Bowl Record: 6-5

**C-USA BOWL OPPONENT NOTES****NOTES ON C-USA BOWL OPPONENTS**

\*C-USA will face three of the top 20 FBS teams in scoring offense in bowl games: No. 3 Utah State, No. 11 Toledo and No. 20 Appalachian State.

\*Conference USA joins the Pac-12 and SEC in playing multiple conference champions this bowl season. C-USA Championship Game participants UAB and Middle Tennessee will play the champs of the MAC (Northern Illinois) and Sun Belt (Appalachian State), respectively.

**No. 23 UTAH STATE**

\*Utah State has already set school records this season with its 72 touchdowns and 566 points scored, bettering the previous marks of 60 touchdowns in 2011 and 454 points scored in 2012. The Mountain West record for points scored in a season is 608 by BYU in 2001.

\*Utah State ranks among the top 20 teams in the nation in 19 statistical categories and leads the nation in three of those, including scoring drives under one minute (24), kickoff returns (29.68 yards per return) and passes intercepted (18).

\*After leading USU to 44 wins and five bowls in six seasons, Matt Wells has accepted the Texas Tech head coaching job and co-Defensive Coordinator/Defensive Line coach Frank Maile will serve as the Aggies interim coach for the bowl game.

**APPALACHIAN STATE**

\*Appalachian State is the only program with a bowl win in each of its first three eligible seasons after the complete transition to the FBS level.

\*Head coach Scott Satterfield (51-24 in six seasons) was named head coach at Louisville on Dec. 4. Defensive line coach Mark Ivey will serve as the interim coach for the bowl game.

\*The Mountaineers are sixth in the FBS in total defense, allowing 279.3 yards per game, and third in passing defense, surrendering 148.1 yards per game through the air. Only Mississippi State (5) has allowed less TD passes than Appalachian State (5). The Mountaineers allowed 10 points or less in seven games.

**NORTHERN ILLINOIS**

\*Sophomore DE Sutton Smith is the 2018 Mid-American Conference Player of the Year and Defensive Player of the Year and was named one of four finalists for the Ted Hendricks Defensive End of the Year. Smith leads the FBS in sacks with 15 and is second in tackles for loss with 24.5.

\*The NIU defense has been stout vs. the run this season, allowing just 2.7 yards per rush (tied for first in the country with Clemson and Michigan State) and just 107 yards per game on the ground (14th in the FBS).

\*NIU appeared in the inaugural Boca Raton Bowl in 2014 after winning the MAC Championship, falling to C-USA Champion Marshall. The Huskies matchup with UAB this season makes the Boca Raton Bowl one of three bowls (Orange, Rose) to feature a matchup of conference champions.

**SOUTH FLORIDA**

\*The Bulls opened the year at 7-0 but lost the final five games of the regular season.

\*USF starting QB Blake Barnett has missed two of the last three games battling ankle and shoulder injuries. Barnett, a transfer from Alabama, has thrown for 294.8 yards per game and 11 touchdowns, while rushing for 308 yards and eight scores.

\*Jordan Cronkrite rushed for 1,095 yards this season, becoming just the fifth player in school history to reach the 1,000-yard mark.

**TOLEDO**

\*Toledo topped the 45-point mark in all seven of their victories, scoring 50 or more six times and topping the 60-point mark twice.

\*Four different Rockets have returned punts for touchdowns this season, including Reggie Gilliam, who also has a talent for blocking kicks. He is currently the national leader in blocks, having tamped down four attempts this season.

\*The Toledo defense ranks in the top 25 in both sacks and tackles for loss produced. The Rockets get to the quarterback an average of 2.8 times per game and pile up more than seven tackles for loss each outing.

**HAWAII' I**

\*Junior WR John Ursua had an FBS-leading 16 TD catches. while ranking in the top 10 in receptions (89), receiving yards (1,343) and receiving yards per game (103.3).

\*Sophomore QB Cole McDonald is among the nation's leaders in six categories. His 3,790 passing yards is the ninth-best single-season total in program history while his 35 touchdown passes is tied for fifth-best.

\*The Rainbow Warriors will be making their eighth appearance in the Hawaii'i Bowl. UH has faced a C-USA team in the Hawaii'i Bowl five times, posting a 3-2 record..





# Mid-American Conference 2018 Bowl Season Football Release



Football Contact: Ken Mather, Associate Commissioner for Media & Public Relations (kmather@mac-sports.com)  
Mid-American Conference, 24 Public Square, 15th Floor, Cleveland, Ohio 44113, 216-566-4622, GetSomeMACAction.com

Become a fan of the Mid-American Conference on Facebook (GetSomeMACAction).  
Follow the MAC On Twitter @MACSports, Snapchat (MACSports) and Instagram (MACSports)

## MAC Standings

	Conference						Overall						
	W	L	Pct.	Stk	H	A	W	L	Pct.	Stk	H	A	N
<b>WEST DIVISION</b>													
!#*Northern Illinois	6	2	.750	L2	3-1	3-1	8	5	.615	W1	3-2	4-3	1-0
*Toledo	5	3	.625	W2	3-1	2-2	7	5	.583	W2	5-2	2-3	-
*Western Michigan	5	3	.625	W1	2-2	3-1	7	5	.583	W1	3-3	4-2	-
*Eastern Michigan	5	3	.625	W4	3-1	2-2	7	5	.583	W3	4-2	3-3	-
Ball State	3	5	.375	L1	2-2	1-3	4	8	.333	L1	3-3	1-5	-
Central Michigan	0	8	.000	L8	0-4	0-4	1	11	.083	L8	1-5	0-6	-
<b>EAST DIVISION</b>													
^*Buffalo	7	1	.875	W1	4-0	3-1	10	3	.769	L1	5-1	5-1	0-1
*Ohio	6	2	.750	W2	4-0	2-2	8	4	.667	W2	6-0	2-4	-
*Miami	6	2	.750	W3	3-1	3-1	6	6	.500	W3	3-3	3-3	-
Akron	2	6	.250	L4	1-3	1-3	4	8	.333	L5	2-3	2-5	-
Bowling Green	2	6	.250	L1	0-4	2-2	3	9	.250	L1	1-5	2-4	-
Kent State	1	7	.125	L3	0-4	1-3	2	10	.167	L3	1-5	1-5	-

!MAC Champion; #West Champion; ^East Champion; \*Bowl Eligible

## MID-AMERICAN CONFERENCE 2018 BOWL SCHEDULE

**Dec. 15: Raycom Media Camellia Bowl – Montgomery, Ala., 5:30 pm ET (ESPN); Eastern Michigan (7-5, 5-3) vs. Georgia Southern (9-3, 6-2, Sun Belt)**

Eastern Michigan closed the regular season by winning five consecutive MAC games, the program's best league winning streak since 1989. The Eagles finished in a tie for second in the MAC West with a 5-3 league record, 7-5 overall. Head coach Chris Creighton has the Eagles in their second bowl game in the last three years.

**Dec. 18: Cheribundi Boca Raton Bowl – Boca Raton, Fla. 7:00 pm ET (ESPN) Northern Illinois (8-5, 6-2) vs. UAB (10-3, 7-1, Conference USA)**

Northern Illinois won the 2018 Marathon MAC Football Championship Game with a 30-29 win over Buffalo. NIU is bowl eligible for the 10th time in the last 11 years. NIU had an eight-year consecutive bowl streak (2008-15) snapped in 2016. Last year NIU had a 36-14 loss to Duke in the 2017 Quick Lane Bowl. Six-year head coach Rod Carey is leading the Huskies to its 13th bowl appearance (4-8 record).

**Dec. 19: DXL Frisco Bowl – Frisco, Texas 8:00 pm ET (ESPN) Ohio (8-4, 6-2) vs. San Diego State (7-4, 4-4, Mountain West Conference)**

Ohio ended the regular season second in the MAC East with a 6-2 league-record, 8-4 overall. Ohio head coach Frank Solich is in his 14th year leading the program and is the third-winningest head coach in MAC history (105-75 record). Last season Ohio defeated UAB 41-6 in the Bahamas Bowl. The Bobcats have been bowl eligible in 12 of the 14 years under Solich and will be making their 10th bowl appearance during his tenure. Ohio will be making its 12th bowl appearance.

**Dec. 21: Makers Wanted Bahamas Bowl – Nassau, Bahamas 12:30 pm ET (ESPN); Toledo (7-5, 5-3) vs. Florida International (8-4, 6-2, Conference USA)**

Toledo tied for second in the MAC West with a 5-3 league record, 7-5 overall. Third-year head coach Jason Candle will be leading the Rockets to his fourth-bowl game, Toledo will be making its fifth consecutive bowl appearance and its eighth bowl game in the last nine years. Toledo will be making its Conference leading 18th bowl appearance in program history (11-6 record in bowl games).

**Dec. 21: Famous Idaho Potato Bowl – Boise, Ida. 4:00 pm ET (ESPN) Western Michigan (7-5, 5-3) vs. BYU (6-6, Independent)**

Western Michigan finished in a tie for second place in the MAC West with a 5-3 league record, 7-5 overall. Second-year head coach Tim Lester has the Broncos bowl eligible for the fifth consecutive year. Western Michigan appeared in the 2014 Famous Idaho Potato Bowl; 2015 Popeyes Bahamas Bowl and the 2016 Goodyear Cotton Bowl Classic.

**Dec. 22: Dollar General Bowl – Mobile, Ala. 7:00 pm ET (ESPN) Buffalo (10-3, 7-1) vs. Troy (9-3, 7-1, Sun Belt Conference)**

Buffalo suffered a 30-29 loss to NIU in the 2018 Marathon MAC Football Championship Game. Buffalo set a program record with its 10 wins in a single season since moving to FBS and joining the MAC in 1999. Fourth-year head coach Lance Leipold has the Bulls bowl eligible for the second consecutive year. Buffalo will be making its third bowl appearance in program history.

## MAC Storylines

- Northern Illinois won the 2018 Marathon MAC Football Championship Game with a thrilling 30-29 win over Buffalo on Nov. 30. The win was NIU's first championship since 2014 and the fifth championship in program history (2018, 2014, 2012, 2011, 1983). The Huskies have been a model of consistency in winning as NIU has won the MAC West Division seven times in the last nine years and the Huskies have been bowl eligible for the 10th time in the last 11 years.

- Six MAC programs received bowl invitations this 2018 bowl season -- Northern Illinois (8-5), Buffalo (10-3), Ohio (8-4), Toledo (7-5), Western Michigan (7-5) and Eastern Michigan (7-5). The MAC record for bowl invitations in a single-season is seven in both the 2012 and 2015 bowl seasons. Miami (6-6) was one of four FBS teams to not receive a bowl invitation.

- Northern Illinois (Cheribundi Boca Raton Bowl), Buffalo (Dollar General Bowl), Ohio (DXL Frisco Bowl), Toledo (Makers Wanted Bahamas Bowl), Western Michigan (Famous Idaho Potato Bowl) and Eastern Michigan (Raycom Media Camellia Bowl) will represent the MAC this 2018 bowl season.

- This marks the 11th time in MAC history to have five or more programs receive a bowl invitation (2004, 2008, 2009, 2011, 2012, 2013, 2014, 2015, 2016, 2017 and 2018) in a single-season.

- In the previous seven bowl seasons, the MAC has a record of 12-28 in 40 bowl games – 2017 (1-4); 2016 (0-6); 2015 (3-4); 2014 (2-3); 2013 (0-5); 2012 (2-5); 2011 (4-1) as all 12 MAC programs have appeared in a bowl game during this span (2011-17).

- Buffalo (10-3, 7-1 MAC) won the MAC East Division for the first time since 2008. Buffalo's 10 wins this year are the most since moving to FBS and joining the MAC in 1999. Buffalo is also bowl eligible for the second consecutive year. The Bulls will be making their third overall bowl game in program history.

- Over the last three seasons, the MAC had six different programs participate in the Marathon MAC Football Championship Game. In 2016 Western Michigan defeated Ohio, 29-23, while 2017 witnessed Toledo with a 45-28 win over Akron and this year NIU defeated Buffalo, 30-29.

- This year the MAC has eight FBS wins, including three wins over Big Ten opponents (Northwestern, Purdue and Rutgers).

- In MAC crossover games this season, the East and West Divisions tied 9-9 in 18 games. Over the previous 11 years (2008-2018), the MAC West has had the upper hand in crossover regular season games against the MAC East, winning the head-to-head regular season series in nine of the last 11 years. The West holds a 129-69 (.652%) regular season record in crossover games over the East during that span.



The MAC has partnered with collegepressbox.com to continue media services and provide access to information on the conference and our membership including rosters, bios, game notes, depth charts, stats, quotes, flipcards, media schedules and more.

**MAC BOWL HISTORY**

Since the conference inception in 1946, the MAC has played in 111 bowl games with a 43-68 (.387) overall bowl record. In the early years, bowl games were few and far between before the consistency of a single-bowl game became into existence in 1981. However, over the last decade the MAC has witnessed a significant increase in the number of bowl invitations both from primary and secondary bowl partnerships, but also several at-large bowl selections as well.

From 1946 to 1980, the MAC appeared in a total of 17 bowl games in the first 35 years of the Conference in operation. Then from 1981 to 2000, the MAC witnessed twenty consecutive years of receiving only one bowl invitation each football season.

The MAC forged a bowl partnership with Detroit from 1997-2013 (Motor City Bowl and Little Caesars Pizza Bowl). The MAC added Mobile in 2001 (GMAC Bowl, GoDaddy Bowl and now Dollar General Bowl) and Boise in 2010 (Humanitarian, now named Famous Idaho Potato Bowl) as primary bowl partners.

Beginning in 2004, the Conference witnessed increased bowl participation in at-large selections as the 2004 bowl season witnessed five MAC programs receive a bowl invitation and that number was matched during the 2008, 2009, 2011, 2013 and 2014 bowl seasons. The Conference sent four programs to bowls in 2006 and 2010. The MAC set a Conference record with seven bowl invitations in both the 2012 and 2015 bowl seasons.

MAC Commissioner Dr. Jon Steinbrecher joined the Conference in 2009 and added Boise as a primary bowl partner in 2010, while adding secondary bowl agreements ranging from Gildan New Mexico; St. Petersburg and the Birmingham Bowl in order to provide MAC members the opportunity to represent the Conference and receive additional bowl invitations.

The 2012 bowl season witnessed the conference earn its first BCS Bowl invitation with Northern Illinois gaining a No. 15 BCS ranking and an invite to the Discover Orange Bowl to face Florida State.

In 2014, the MAC announced primary bowl partnerships with the newly created Raycom Media Camellia Bowl (Montgomery, Ala.), Bahamas Bowl (Nassau, Bahamas) and the Boca Raton Bowl (Boca Raton, Fla.). In addition, the MAC secured a secondary bowl partnership with the Quick Lane Bowl (Detroit) during this span.

In 2016, Western Michigan's invitation to the Goodyear Cotton Bowl Classic to face Wisconsin on Jan. 2nd was the MAC's second New Year's Six Bowl Game appearance.

In the last seven bowl seasons, the MAC has a 12-28 overall bowl record in 40 bowl games -- 2017 (1-4); 2016 (0-6); 2015 (3-4); 2014 (2-3); 2013 (0-5); 2012 (2-5); 2011 (4-1). In 2011 the MAC won the ESPN Challenge Cup with a 4-1 record for the best FBS Conference record in bowl games.

**MAC Bowl Records**

Team	W	L	T	PCT.	Last Appearance
Akron	1	2	0	.333	2017 Cheribundi Boca Raton Bowl
Ball State	0	7	0	.000	2014 GoDaddy Bowl
Bowling Green	5	8	0	.385	2015 GoDaddy Bowl
Buffalo	0	2	0	.000	2013 Famous Idaho Potato Bowl
Central Michigan	3	8	0	.273	2017 Famous Idaho Potato Bowl
Eastern Michigan	1	1	0	.500	2016 Popeyes Bahamas Bowl
Kent State	0	3	0	.000	2013 GoDaddy.com Bowl
Miami	7	4	0	.636	2016 St. Petersburg Bowl
Northern Illinois	4	8	0	.333	2017 Quick Lane Bowl
Ohio	3	8	0	.273	2017 Bahamas Bowl
Toledo	11	6	0	.647	2017 Dollar General Bowl
Western Michigan	1	7	0	.125	2017 Goodyear Cotton Bowl Classic
Current Members	36	64	0	.360	

**Former MAC Members**

Cincinnati	1	1	0	.500	1951 Sun Bowl
Marshall	5	2	0	.714	2004 Plains Capital
Temple	1	1	0	.500	2011 Gildan New Mexico Bowl
Former Members	7	4	0	.636	

Totals	W	L	T	PCT.
Current Members	36	64	0	.360
Past Members	7	4	0	.636
Overall	43	68	0	.387

**MAC Year-By-Year Bowl Results**

1947	Sun - Cincinnati 18, Virginia Tech 8
1948	Sun - Miami 13, Texas Tech 12
1950	Salad - Miami 34, Arizona State 21
1951	Sun - West Texas State 14, Cincinnati 13
1954	Refrigerator Bowl - Delaware 19, Kent State 7
1961	Aviation Bowl - New Mexico 28, Western Michigan 12
1961	Mercy - Fresno State 36, Bowling Green 6
1962	Tangerine - Houston 49, Miami 21
1962	Sun - West Texas State 15, Ohio 14
1968	Tangerine - Richmond 49, Ohio 42
1969	Tangerine - Toledo 56, Davidson 33
1970	Tangerine - Toledo 40, William & Mary 12
1971	Tangerine - Toledo 28, Richmond 3
1972	Tangerine - Tampa 21, Kent State 18
1973	Tangerine - Miami 16, Florida 7
1974	Tangerine - Miami 21, Georgia 10
1975	Tangerine - Miami 20, South Carolina 7
1981	California Raisin - Toledo 27, San Jose State 25
1982	California Raisin - Fresno State 29, BGSU 28
1983	California Raisin - NIU 20, Cal State Fullerton 13
1984	California Raisin - UNLV 30, Toledo 13*
1985	California Raisin - Fresno State 51, BGSU 7
1986	California Raisin - San Jose State 37, Miami 7
1987	California Raisin - EMU 30, San Jose State 27
1988	California Raisin - Fresno State 35, WMU 30
1989	California Raisin - Fresno State 27, Ball State 6
1990	California Raisin - San Jose State 48, CMU 24
1991	California Raisin - BGSU 28, Fresno State 21
1992	Las Vegas - BGSU 35, Nevada 24
1993	Las Vegas - Utah State 42, Ball State 33
1994	Las Vegas - UNLV 52, CMU 24
1995	Las Vegas - Toledo 40, Nevada 37 OT
1996	Las Vegas - Nevada 18, Ball State 15
1997	Motor City - Ole Miss 34, Marshall 31
1998	Motor City - Marshall 48, Louisville 29
1999	Motor City - Marshall 21, BYU 3
2000	Motor City - Marshall 25, Cincinnati 14
2001	GMAC - Marshall 64, East Carolina 61 2OT
2001	Motor City - Toledo 23, Cincinnati 16
2002	GMAC - Marshall 38, Louisville 15
2002	Motor City - Boston College 51, Toledo 25
2003	GMAC - Miami 49, Louisville 28
2003	Motor City - BGSU 28, Northwestern 24
2004	Motor City - Connecticut 39, Toledo 10
2004	GMAC - Bowling Green 52, Memphis 35
2004	Silicon Valley Football Classic - NIU 34, Troy 21
2004	Independence Bowl - Iowa State 17, Miami 13
2004	Plains Capital Forth Worth Bowl - Cincinnati 32, Marshall 14
2005	Motor City Bowl - Memphis 38, Akron 31
2005	GMAC - Toledo 45, UTEP 13
2006	Motor City - Central Michigan 31, MTSU 14
2006	Poinsettia - TCU 37, Northern Illinois 7
2007	GMAC - Southern Miss 28, Ohio 7
2007	International - Cincinnati 27, Western Michigan 24
2007	Motor City - Purdue 51, Central Michigan 48
2008	International Bowl - Rutgers 52, Ball State 30
2008	GMAC - Tulsa 63, Bowling Green 7
2008	Motor City - FAU 24, Central Michigan 21
2008	Independence - La. Tec. 17, Northern Illinois 10
2008	Texas - Rice 38, Western Michigan 14
2009	International - Connecticut 38, Buffalo 20
2009	GMAC - Tulsa 45, Ball State 13
2009	Little Caesars Pizza - Marshall 21, Ohio 17
2009	EagleBank - UCLA 30, Temple 21
2009	Roady's Humanitarian - Idaho 43, Bowling Green 42
2010	International - South Florida 27, Northern Illinois 3
2010	GMAC - Central Michigan 44, Troy 41 (2OT)
2010	uDrove Humanitarian - Northern Illinois 40, Fresno State 17
2010	R+L Carriers New Orleans - Troy 48, Ohio 21
2010	Little Caesars Pizza - Florida International 34, Toledo 32
2011	GoDaddy.com - Miami 35, Middle Tennessee 21
2011	Gildan New Mexico - Temple 37, Wyoming 15
2011	Famous Idaho Potato - Ohio 24, Utah State 23
2011	Little Caesars Pizza Bowl - Purdue 37, Western Michigan 32
2011	Military Bowl - Toledo 42, Air Force 41
2012	GoDaddy.com Bowl - Northern Illinois 38, Arkansas State 20
2012	Famous Idaho Potato Bowl - Utah State 41, Toledo 15
2012	Beef 'O' Brady's Bowl St. Petersburg - UCF 38, Ball State 17
2012	Little Caesars Pizza Bowl - Central Michigan 24, W. Kentucky 21
2012	Military Bowl - San Jose State 29, Bowling Green 20
2012	Advocare V100 Independence - Ohio 45, Louisiana-Monroe 14
2013	Discover Orange Bowl - Florida State 31, Northern Illinois 10
2013	GoDaddy.com Bowl - Arkansas State 17, Kent State 13
2013	Famous Idaho Potato Bowl - San Diego State 49, Buffalo 24
2013	Beef 'O' Brady's St. Petersburg Bowl - East Carolina 37, Ohio 20
2013	Little Caesars Pizza Bowl - Pittsburgh 30, Bowling Green 27
2013	S. D. County Credit Union Poinsettia-Utah State 21, NIU 14
2013	GoDaddy Bowl - Arkansas State 23, Ball State 20
2014	Famous Idaho Potato Bowl - Air Force 38, Western Michigan 24
2014	Raycom Media Camellia Bowl - Bowling Green 33, South Alabama 28
2014	Boca Raton Bowl - Marshall 52, Northern Illinois 23
2014	Popeyes Bahamas Bowl - Western Kentucky 49, Central Michigan 48
2015	GoDaddy Bowl - Toledo 63, Arkansas State 44
2015	Raycom Media Camellia Bowl - Appalachian State 31, Ohio 29
2015	Famous Idaho Potato Bowl - Akron 23, Utah State 21
2015	Marmot Boca Raton Bowl - Toledo 32, Temple 17
2015	San Diego County Credit Union Poinsettia Bowl - Boise St. 55, NIU 7
2015	GoDaddy Bowl - Georgia Southern 58, Bowling Green 27
2015	Popeyes Bahamas Bowl - Western Michigan 45, Middle Tennessee 31
2015	Quick Lane Bowl - Minnesota 21, Central Michigan 14
2016	Raycom Media Camellia - Appalachian State 31, Toledo 28
2016	Miami Beach Bowl - Tulsa 55, Central Michigan 10
2016	Popeyes Bahamas Bowl - Old Dominion 24, Eastern Michigan 20
2016	Dollar General Bowl - Troy 28, Ohio 23
2016	St. Petersburg Bowl - Mississippi State 17, Miami 16
2017	Goodyear Cotton Bowl Classic - No. 8 Wisconsin 24, No. 12 WMU 16
2017	Cheribundi Boca Raton Bowl - FAU 50, Akron 3
2017	Famous Idaho Potato Bowl - Wyoming 37, Central Michigan 14
2017	Bahamas Bowl - Ohio 41, UAB 6
2017	Dollar General Bowl - Appalachian State 34, Toledo 0
2017	Quick Lane Bowl - Duke 36, Northern Illinois 14

\*1984 game was forfeited to Toledo because of ineligible players by UNLV

**NIU WINS MARATHON MAC CHAMPIONSHIP GAME**

Trailing by as many as 19 points late in the third quarter, Northern Illinois rallied to win the Marathon MAC Football Championship game over Buffalo, 30-29, on Nov. 30 at Ford Field. NIU took its first lead of the game with 1:09 to play as the Huskies captured their fourth MAC title in eight seasons.

NIU scored the final 20 points of the game, culminating in a 35-yard touchdown pass from quarterback Marcus Childers to wide receiver D.J. Brown as the Huskies completed the comeback. Childers finished 21-of-33 passing for a career high 300 yards and four touchdowns while also gaining 58 yards on 15 carries, and was named the game's Offensive MVP. NIU defensive end Sutton Smith was named the MAC Championship Game Defensive MVP after finishing with 10 tackles, including a pair of sacks and 3.5 tackles for loss.

Trailing 29-10 late in the third quarter, Childers hit Brown for their first touchdown connection of the night, a 28-yard score, as the Huskies pulled within a dozen with 17 seconds left in the third.

NIU's defense allowed only 46 yards in the fourth quarter, came up with a three-and-out to give the ball right back to the offense, which needed four plays to score. Spencer Tears hauled in a 32-yard touchdown pass from Childers as NIU cut the Buffalo lead to 29-24 with 12:51 to play.

The Huskies got the ball back with 3:20 to play at their own 30-yard line. Childers looked to Brown down the right side and hauled in a 35-yard score as NIU took its first lead, 30-29, with 1:09 to play. Needing to go 75 yards in 69 seconds, Buffalo picked up a pair of first downs and reached the NIU 41, but the Huskie defense forced four-straight incompletions as the Bulls turned the ball over on downs and NIU claimed its fifth MAC Championship.

**MAC PROGRAMS WITH SUSTAINED FOOTBALL SUCCESS**

Three MAC programs – NIU, Ohio and Toledo -- have sustained success over a 10 and 15-year period and currently rank among the FBS leaders in the MAC and college football, while a fourth program, Western Michigan, joins these MAC programs among the FBS leaders in college football and the MAC over the recent five-year period.

All four programs have been no stranger to college football's postseason bowl system. NIU (8-5) is bowl eligible for the 10th time in the last 11 years, while Ohio (8-4) is bowl eligible for the 10th consecutive year. Toledo (7-5) is bowl eligible for the ninth consecutive year, with eight bowl invitations. Western Michigan (7-5) has been bowl eligible in each of the last five straight years.

**Most Wins in FBS – 15 years (2004-18)**

FBS Rank	MAC Program	No. Wins
21st	NIU	124 wins

note: Toledo (115 wins) and Ohio (109 wins) during this time frame.

**Most Wins in FBS – 10 years (2009-18)**

FBS Rank	MAC Program	No. Wins
t-12th	NIU	93 wins
t-23rd	Toledo	84 wins
t-25th	Ohio	82 wins

**Most Wins in FBS – 5 years (2014-18)**

FBS Rank	MAC Program	No. Wins
t-9th	Toledo	46 wins

Note: Western Michigan (42), NIU (40) and Ohio (39 wins) during this time frame.

**MYRTLE BEACH BOWL TO BEGIN IN 2020 BOWL SEASON**

The MAC announced on Nov. 13 the creation of a newly created bowl game in Myrtle Beach, S.C. for a six-year period (2020-2025), which will be owned and operated by ESPN. The Myrtle Beach Bowl will be televised nationally on ESPN networks and will be played at Brooks Stadium, an open-air stadium opened in 2003 which seats nearly 21,000 fans on the campus of Coastal Carolina University.

The creation of the Myrtle Beach Bowl is an agreement with ESPN Events and the Mid-American Conference, Conference USA and the Sun Belt Conference, with each Conference participating in the bowl game four times during the six-year span. With the addition of the Myrtle Beach Bowl, the MAC has expanded its bowl opportunities during the next six-year cycle beginning in 2020. The MAC will have a minimum six guaranteed bowl opportunities.

**Statistical Leaders (TOP 25) -- Where they rank Nationally in Bowl Subdivision (FBS)****Rushing Touchdowns:**

t-8th **Jamauri Bogan-Western Michigan**: 15 TDs, 702 yds., 156 attempts  
 t-21st **Bryant Koback-Toledo**: 13 TDs, 875 yds., 139 attempts  
 t-21st **Jaret Patterson-Buffalo**: 13 TDs, 946 yds., 168 attempts  
 t-21st **Nathan Rourke-Ohio**: 13 TDs, 816 yds., 125 attempts  
 t-27th **Kevin Marks-Buffalo**: 12 TDs, 805 yds., 170 attempts  
 t-27th **A.J. Ouellette-Ohio**: 12 TDs, 1,142 yds., 184 attempts

**Rushing Yards:**

18th **LeVante Bellamy-Western Michigan**: 1,172 yds., 190 attempts, 6 TDs  
 22nd **A.J. Ouellette-Ohio**: 1,142 yds., 184 attempts, 12 TDs

**Total Passing Yards:**

33rd **Tyree Jackson-Buffalo**: 2,857 yds., 205-372 passing, 27 TDs  
 40th **Jarret Doege-Bowling Green**: 2,660 yds., 242-389 passing, 27 TDs

**Passing Touchdowns:**

t-14th **Jarret Doege-Bowling Green**: 27 TDs, 2,660 yds., 242-389 passing  
 t-14th **Tyree Jackson-Buffalo**: 27 TDs, 2,857 yds., 205-372 passing  
 t-35th **Nathan Rourke-Ohio**: 22 TDs, 2,228 yds., 154-252 passing

**Passing Efficiency:**

13th **Nathan Rourke-Ohio**: 158.3 rating; 155-253 pass, 2,225 yds, 22 TDs  
 35th **Jon Wassink-WMU**: 146.7 rating; 151-245 pass, 1,994 yds, 16 TDs

**Total Receiving Yards**

12th **Scott Miller-Bowling Green**: 1,148 yds., 71 rec., 9 TDs  
 40th **Anthony Johnson-Buffalo**: 944 yds., 52 rec., 11 TDs

**Receiving Touchdowns**

t-11th **Anthony Johnson-Buffalo**: 11 TDs  
 t-17th **Cody Thompson-Toledo**: 10 TDs  
 t-26th **Scott Miller-Bowling Green**: 9 TDs  
 t-26th **Papi White-Ohio**: 9 TDs

**Receiving Yards Per Game:**

7th **Scott Miller-Bowling Green**: 71 rec., 1,148 yds., 9 TDs, (104.4 avg.)

**Receptions Per Game:**

t-18th **Scott Miller-Bowling Green**: 71 rec., 1,148 yds., 9 TDs, (6.5 cpg)  
 t-32nd **Justin Hall-Ball State**: 69 rec., 622 yds., 0 TDs, (5.8 cpg)

**Scoring:**

21st **Jameson Vest-Toledo**: 103 points, (8.6 ppg)  
 26th **Louie Zervos-Ohio**: 98 points, (8.2 ppg)

**Points Responsible For:**

10th **Nathan Rourke-Ohio**: 210 points  
 11th **Tyree Jackson-Buffalo**: 206 points  
 21st **Jarret Doege-Bowling Green**: 180 points

**Total Tackles:**

2nd **Malik Fountain-Central Michigan**: 155 tackles, 12.9 tackles per game  
 t-13th **Brandon Harris-Bowling Green**: 131 tackles, 10.9 tackles per game  
 16th **Khalil Hodge-Buffalo**: 139 tackles, 10.7 tackles per game  
 t-17th **John Lako-Akron**: 126 tackles, 10.5 tackles per game  
 t-29th **Kyle Rachwal-Eastern Michigan**: 115 tackles, 9.6 tackles per game

**Interceptions:**

t-13th **Alvin Davis-Akron**: 4 interceptions  
 t-38th **Cameron Lewis-Buffalo**: 3 interceptions  
 t-38th **Brandon Williams-Buffalo**: 3 interceptions  
 t-38th **Brad Koenig-Miami**: 3 interceptions  
 t-38th **Vince Calhoun-Eastern Michigan**: 3 interceptions  
 t-38th **Kevin McGill-Eastern Michigan**: 3 interceptions

**Sacks:**

t-1st **Sutton Smith-NIU**: 15.0 sacks, 1.15 per game  
 t-9th **Josh Corcoran-NIU**: 10.0 sacks, 0.91 per game  
 t-13th **Mike Danna-Central Michigan**: 9.5 sacks, 0.79 per game  
 t-31st **Tuzar Skipper-Toledo**: 8.5 sacks, 0.71 per game  
 36th **Maxx Crosby-Eastern Michigan**: 7.5 sacks, 0.68 per game

**Tackles For Loss:**

2nd **Sutton Smith-NIU**: 24.5 tackles for loss, 1.9 per game  
 t-14th **Maxx Crosby-Eastern Michigan**: 18.0 tackles for loss, 1.6 per game

**2018 MAC Specialty Award Winners**

Coach of the Year: Lance Leipold, Buffalo

Offensive Player of the Year: QB Tyree Jackson, Buffalo

Defensive Player of the Year: DE Sutton Smith, Northern Illinois

Special Teams Player of the Year: KR/PR Diontae Johnson, Toledo

Freshman of the Year: RB Jaret Patterson, Buffalo

Vern Smith Leadership Award Winner: DE Sutton Smith, NIU

Leipold is in his fourth season in leading the Buffalo program and led the Bulls to the Marathon MAC Football Championship Game for the first time since 2008. Leipold has led the program to its first-ever 10-win season since making the move to FBS and joining the MAC in 1999. Leipold has the Bulls bowl eligible for the second consecutive season as the program's win total has increased from two wins in 2016, six wins in 2017 and 10 wins in 2018.

Smith exploded on the college football scene in 2017 and led the nation in both sacks and tackles for loss as a sophomore as he earned consensus All-American status. Smith responded once again in 2018 as he has started in all 13 games and ranks first in the nation with 15.0 sacks and second in the country with 24.5 tackles for loss.

Jackson started all 13 games this season for Buffalo and led the Bulls offense with 2,857 yards passing and 27 touchdowns on his 205-372 passing for a 55.1 completion percentage. His 2,857 yards and 27 passing touchdowns both ranked first in the MAC.

Patterson led Buffalo and ranked fourth in the MAC with 946 yards rushing and his 13 touchdowns were tied for first in the league. Patterson appeared in all 13 games as a freshman and averaged 5.6 yards per carry and averaged 72.8 yards per game.

Johnson led the MAC in punt return average with 18.3 yards per return on 12 returns for 220 yards and one touchdown, an 83-yard punt return for a touchdown at Kent State on Nov. 15. Johnson also ranked second in the league with a 25.8 kickoff return average on his 16 returns for 412 yards and one touchdown, a 98-yard kickoff return for a score. For his career, Johnson has four returns for touchdowns – two punt returns and two kickoff returns.

**2018 MAC ALL-AMERICAN HONORS**

Since the conclusion of the regular season, the MAC has been represented with post-season All-American honors for Northern Illinois junior defensive end **Sutton Smith**. A native of St. Charles, Mo., Smith leads the FBS in sacks with a school-record 15 and is second in the country in tackles for loss with 24.5. Smith was named the MAC's 2018 Vern Smith Award winner as league MVP.

Smith led an NIU defense that set the school record for team sacks in a season with 50. In addition to his ability to stop opposing offenses, Smith, who earned MAC Defensive Player of the Year honors for the second-consecutive year, also scored a pair of touchdowns in 2018. His first came after he blocked his second punt of the year in NIU's win over Toledo, while his second, an 85-yard fumble return for a touchdown, came at Western Michigan. Smith ranks third on NIU's all-time sacks list with 30, while his 56 career tackles for loss ranks second to Larry English, who amassed 63 in his four-year career at NIU. English is also NIU's all-time sack leader with 31.5.

**The Associated Press:**

• First-Team All-American: Northern Illinois DE Sutton Smith

**ESPN:**

• First-Team All-American: Northern Illinois DE Sutton Smith

**Sports Illustrated:**

• First-Team All-American: Northern Illinois DE Sutton Smith

**USA Today:**

• First-Team All-American: Northern Illinois DE Sutton Smith

**College Football News.com:**

• First-Team All-American: Northern Illinois DE Sutton Smith

**Walter Camp Football Foundation:**

• Second-Team All-American: Northern Illinois DE Sutton Smith

**Football Writers Association of America (FWAA):**

• Second-Team All-American: Northern Illinois DE Sutton Smith

**American Football Coaches Association (AFCA):**

• Second-Team All-American: Northern Illinois DE Sutton Smith

**JIM McELWAIN NAMED CHIPPEWAS HEAD COACH**

Central Michigan named Jim McElwain as the program's 29th head coach in program history on Dec. 2, 2018. McElwain comes to Mount Pleasant with nearly 30 years of coaching experience and was previously named the 2015 Southeastern Conference Coach of the Year and 2014 Mountain West Coach of the Year.

McElwain and Central Michigan Director of Athletics Michael Alford crossed paths at Alabama, where McElwain served as offensive coordinator/quarterbacks coach for the Crimson Tide from 2008-2011, winning two national titles.

McElwain's coaching highlights include:

- Led Florida to 19 wins and back-to-back SEC East titles during his first two seasons. Those titles made him the first coach in league history to reach the SEC Championship Game in his first two seasons as head coach. Just two other coaches reached the title game in their first season.
- Led Colorado State to a 10-2 record in 2014.
- Coached 2009 Heisman Trophy winner Mark Ingram.
- Was wide receivers coach this year at the University of Michigan, helping them to a 10-2 record and a top 10 ranking.

**BOWLING GREEN NAMES SCOT LOEFFLER HEAD COACH**

Bowling Green Director of Athletics Bob Moosbrugger announced Scot Loeffler as the 20th head coach of the Bowling Green football program on Nov. 28. Loeffler comes to Bowling Green after serving as Deputy Head Coach and Offensive Coordinator at Boston College.

Loeffler's coaching career, which spans back to his time as a student assistant at Michigan during the 1996 season, includes stops at Michigan, Central Michigan, Florida, Temple, Auburn, Virginia Tech and Boston College. He also spent a year coaching quarterbacks for the Detroit Lions.

Loeffler has coached seven quarterbacks who went on to play in the NFL – Tom Brady, Tim Tebow, Brian Griese, Chad Henne, Drew Henson, John Navarre and Logan Thomas. He has also directed a potent rushing attack behind sophomore AJ Dillon, who is 12th nationally in rushing yards per game this year. Dillon was the ACC Rookie of the Year in 2017 and the nation's second-leading rusher among freshmen.

In 2018, Boston College scored 40+ points in four of its first five games, including an average of 52.7 points in consecutive wins over Massachusetts, Holy Cross and Wake Forest. The Eagles then defeated Temple 45-35 and Louisville 38-20. The team ended the regular season at 7-5 overall. Including 2018, Loeffler's teams will have played in 15 bowl games in the past 16 seasons he has been a college coach.

**SCHARPING & THOMPSON HONORED BY CoSIDA**

Northern Illinois senior offensive tackle **Max Scharping** was named First Team Google Cloud Academic All-American and Toledo senior wide receiver **Cody Thompson** was named Second Team by the College Sports Information Directors of America (CoSIDA).

Scharping, who was a second team Academic All-American a year ago, is the first Huskie football player to be named to the organization's first team since Alan Baxter in 2012 and is just the third NIU football player to receive first team recognition, joining Thomas Hammock (2000 and 2001) and Baxter. He is the first Huskie to be recognized in back-to-back seasons since Hammock. A three-time First Team All-MAC performer who has started 52 consecutive games and helped lead NIU to the 2018 MAC Championship, Scharping will complete his master's degree in exercise physiology and fitness leadership. He earned his undergraduate degree in kinesiology with a 3.99 grade point average, and currently has a 3.89 mark in his master's coursework.

Thompson, who earned Academic All-District honors in 2017, graduated last year with a 3.66 GPA in marketing. He is currently pursuing his master's degree in recreation & leisure and holds a 3.83 graduate GPA. Thompson has 43 receptions for 592 yards and 10 touchdowns this season, earning First-Team All-MAC honors for the second time in his career. He is Toledo's all-time leader in career touchdown receptions (30) and ranks second all-time in receiving yards (3,257). Thompson was a First-Team All-MAC selection in 2016, catching 64 passes for a then school-record 1,269 yards and 11 touchdowns.

## 2018 MAKERS WANTED BAHAMAS BOWL

Toledo (7-5, 5-3 MAC) vs. Florida International (8-4, 6-2 C-USA)

Friday, December 21, 2018 • 12:30 pm ET • Nassau, Bahamas • Thomas A. Robinson National Stadium (15,000)

ESPN Announcers: Steve Levy (play-by-play), Desmond Howard (analyst), Laura Rutledge (sideline)

**Toledo****Head Coach: Jason Candle**Career: 28-12 (3rd year)  
at Toledo: 28-12 (3rd year)**Florida International****Head Coach: Butch Davis**Career: 95-52 (12th year)  
at Florida International: 16-9 (2nd year)**Toledo Notes:**

Toledo will make their eighth bowl appearance in the past nine years when they travel to the Caribbean to face Florida International in the 2018 Makers Wanted Bahamas Bowl on Friday, Dec. 21 (12:30 p.m. / ESPN). Toledo (7-5, 5-3 MAC) won four of its last five games, finishing out the season with a 56-34 road victory at Kent State on Nov. 15 and a 51-13 drubbing of Central Michigan in the season finale on Nov. 23.

Toledo has relied on its high-powered offense all season, cracking the 50-point barrier a school-record six times. The Rockets are second in the MAC in scoring offense (41.2) and total offense (448.5). Head Coach Jason Candle's crew features a balanced attack, with three running backs with over 500 yards rushing and three receivers with over 500 yards receiving. Junior Diontae Johnson earned first-team All-MAC at wide receiver and punt return, and second-team at kickoff return. He caught 43 passes for 663 yards and seven touchdowns. Senior Cody Thompson, another first-team pick at wide receiver, matched Johnson with 43 receptions to go with 592 yards and 10 scores.

The Rocket defense grew stronger as the season progressed, pitching a shutout vs. Central Michigan until a fumble recovery was returned for a touchdown in the final four minutes. Toledo was second in the league with 34 sacks, paced by 8.5 by senior Tuzar Skipper. Senior cornerback Ka'dar Hollman led the MAC with 12 pass breakups, while senior safety Josh Teachey was right behind with 11 breakups.

**Rocket Roundup:**

- Toledo's seven wins made it bowl eligible for the ninth consecutive season. The Rockets have gone bowling in eight of the last nine seasons. This will be Toledo's 18th bowl. The Rockets have an all-time bowl record of 11-6.
- Toledo is one of only nine FBS programs to have a winning record in each of the past nine seasons.
- Toledo and FIU has met three times before. The two teams split a home-and-home series in 2008 and 2009, with each team taking a road victory. FIU also knocked off the Rockets in a dramatic 34-32 contest at the 2010 Little Caesars Pizza Bowl.
- Toledo is second in the MAC in scoring (41.1), just a single point behind Ohio's 41.2. The Rockets are also second in the league in total offense (448.5) and rushing offense (223.6).
- Toledo had eight players make All-MAC at 10 positions, including two first-team selections, Diontae Johnson (WR/PR) and Cody Thompson (WR). Johnson also was named MAC Special Teams Player of the Year.
- Redshirt freshman Bryant Koback's 875 yards rushing was the third-most by a Rocket freshman and the most since Morgan Williams set the school mark of 1,010 in 2008.
- Toledo head coach Jason Candle has participated in four bowls as a head coach and four as an assistant coach. Candle coached in six NCAA Division III national championship games as an assistant at Mount Union from 2002-08, winning the title in 2002, 2005, 2006 & 2008.

**Consistent Winners:** Toledo is one of only nine schools who have had a winning record in each of the past nine seasons. Toledo also has had at least nine wins in six of the last eight years. Over the past five years, Toledo ranks eighth in the FBS in overall wins (46).

**Thompson Sets Career Receiving Mark:** Toledo senior wide receiver Cody Thompson set the school record for career receiving touchdowns this season with 30 career receiving touchdowns. Thompson also ranks second in school history with 3,257 career receiving yards, which also marks third most among active NCAA career receiving yards leaders.

**Contact:** Paul Helgren, 419-530-4918, paul.helgren@utoledo.edu

**Florida International Notes:**

- FIU will be going bowling for the second-straight season and fourth time overall as the Panthers take on Toledo on Dec. 21 in the Makers Wanted Bahamas Bowl.
- FIU finished the regular season 8-4, tying the school record for most wins in a season for the second-straight year.
- FIU leads the all-time series over Toledo, with the Panthers owning a 2-1 mark over the Rockets.
- The matchup will be the second between FIU and Toledo at a bowl game, with the Panthers winning the 2010 Little Caesars Pizza Bowl in Detroit, 34-32.
- FIU has scored a program-best 415 points this season, breaking 2010's total of 374. Head coach Butch Davis' squad scored 333 points in 2017, ranking third in the FIU record books.
- QB James Morgan needs only 34 passing yards to break Alex McGough's single-season passing yard record of 2,798 from 2017.
- LB Sage Lewis has earned 126 tackles this season, which is the most for a single-year at FIU.

**Morgan Leads Panther Offense:** FIU quarterback James Morgan, who transferred to FIU after graduating from Bowling Green last spring, has lit up the C-USA with his passing prowess. The redshirt junior shattered FIU's single-season passing touchdown mark, after tossing 26 scores for the year. Morgan also threw for 2,727 yards in 2018, which ranks second-most for a single-season at FIU. The quarterback ranks first in the C-USA for passer efficiency rating (157.6) and passing yards per attempt (8.4).

Morgan has been showered with honors throughout the season, earning C-USA Newcomer of the Year and C-USA Honorable Mention. The Green Bay, Wisconsin native also earned a spot on the Johnny Unitas Watch List before being named a Top 30 quarterback by the award. Morgan was also a member of the Wuerffel Trophy Watch List, Manning Stars of the Week and Davy O'Brien Great 8 List.

**FIU Earns School-Record 17 All-Conference Selections:**

The FIU Panthers earned a school-record 17 C-USA selections this season, with two first team, two second team and 13 honorable mention members comprising the list. The pair of first teamers earned for FIU is the most for any Panther team since 2015. The Panthers hauled in 11 selections in Butch Davis' first season at the helm in 2017.

The junior duo of Sage Lewis and Maurice Alexander highlighted the C-USA First Team list for FIU. Lewis earned a school-record 126 tackles in 2018, while Alexander was electric in the punt return game after averaging a league-best 13.6 yards per return. Jordan Budwig made a return to the C-USA Second Team, while Stone Wilson earned his first appearance on the All-Conference Second Team list.

FIU had 13 selections on the C-USA Honorable Mention Team, with James Morgan, Anthony Jones, Dallas Connell, D'Antne Demery, Shane McGough, Austin Maloney, Noah Curtis, Anthony Johnson, Richard Dames, Stantley Thomas-Oliver III, Jose Borregales and Tommy Zozus earning the distinction. Maloney was awarded honorable mention on offense and special teams.

Additionally, FIU had four players earn C-USA All-Freshman Team honors on Tuesday, with that total also being a school-record high. Sterling Palmer, Dorian Hall, Jason Mercier and Rocky Jacques-Louis were named to the freshman list. The four honorees were also a league-high total, tying only Charlotte and Western Kentucky.

**Contact:** Tyson Rodgers, 305-348-2084, tyson.rodgers@fiu.edu