

EASTERN MICHIGAN
EAGLES



OLD DOMINION
MONARCHS

2016 POPEYES® BAHAMAS BOWL DECEMBER 23, 2016

THOMAS A. ROBINSON NATIONAL STADIUM | NASSAU, BAHAMAS





PROUD SPONSOR
AND OFFICIAL
FRIED CHICKEN



POPEYES

Find Your Nearest Popeyes®
at: POPEYES.COM

©Popeyes Louisiana Kitchen, Inc. 2016 All Rights Reserved.



MEDIA GUIDE

2016 Edition



2016 POPEYES BAHAMAS BOWL • DECEMBER 23, 2016; 1 PM ET **ESPN** • POPEYESBAHAMASBOWL.COM

2016 POPEYES BAHAMAS BOWL -- EASTERN MICHIGAN VS. OLD DOMINION

2016 POPEYES BAHAMAS BOWL: The 2016 Popeyes Bahamas Bowl features Eastern Michigan (7-5) from the Mid-American Conference and Old Dominion (9-3) from Conference USA. The game will be played Friday, December 23 (1 p.m. ET) in Thomas A. Robinson National Stadium (15,000). The game will be televised on ESPN (**Steve Levy** - play by play; analyst **Mack Brown**; sideline reporter **Kaylee Hartung**) and carried on the Popeyes Bahamas Bowl Radio Network (**Brian Hanni** - play by play; color analyst **Rob Best**).

TICKETS: Tickets to the Popeyes Bahamas Bowl are \$50 through the ticket departments of the two participating institutions. Local tickets are available through the Thomas A. Robinson National Stadium box office.

2016 POPEYES BAHAMAS BOWL QUICK FACTS/DIRECTORY

Conference Affiliation:	Mid-American Conference vs. Conference USA
2016 Date, Kickoff, Television:	Friday, December 23, 2016, 1 p.m. EST, ESPN
Stadium (Capacity, surface):	Thomas A. Robinson National Stadium (15,000, Celebration Bermudagrass)
Executive Director:	Richard Giannini (richardcgiannini@gmail.com)
Director of Sales & Marketing:	Lea Miller (lea.miller@bahamasbowl.com)
Director of Communications:	Chris Pika (678-908-4853 - US cell, chris.pika@bahamasbowl.com)
PBB Communications Office/Phone:	Atlantis Convention Center (Minos/Neptune)/242-433-6387
Director of Game Operations:	Tom Snyder (tom.snyder@bahamasbowl.com)
Event Coordinator:	T.R. Hollis (thomas.r.hollis@espn.com)
Ticket Manager:	Anthia Butler (anthiabutler@hotmail.com)
Address, City, State:	11001 Rushmore Drive; Charlotte, NC 28277
Telephone:	704-973-5077
Web Site:	PopeyesBahamasBowl.com
2015 Popeyes Bahamas Bowl Result:	Western Michigan 45, Middle Tennessee 31 (Dec. 24, 2015; Attendance: 13,123)
2015 Offensive Player of the Game:	Western Michigan RB Jamauri Bogan
2015 Defensive Player of the Game:	Western Michigan LB Grant DePalma

INSTITUTION MEDIA RELATIONS CONTACTS:

Eastern Michigan Assoc. AD/Media Relations:	Greg Steiner (O: 734-487-0318; C: 734-845-1132; greg.steiner@emich.edu)
Old Dominion Asst. AD/Communications:	Eric Bohannon (O: 757-683-3374; C: 757-375-0244; ebohannon@odu.edu)

TABLE OF CONTENTS

Page 1: Table of Contents/Directory/Quick Facts	Pages 32-33: Game Preview
Page 2: 2016 Popeyes Bahamas Bowl Storylines	Page 34: Game Overview
Page 3: Popeyes Louisiana Kitchen/ESPN Events	Page 35: Team Depth Charts
Page 4: The Bahamas	Page 36: About Eastern Michigan University
Page 5: Nassau/Paradise Island	Page 37: Eastern Michigan Administration
Pages 6-8: Media Information	Page 38: Eastern Michigan Coaching Staff
Page 9: Media Schedule	Page 39: Eastern Michigan Numerical Roster/Pronunciations/Quick Facts
Page 10: Popeyes Bahamas Bowl Schedule of Events	Pages 40-42: Eastern Michigan Alphabetical Roster Headshots
Page 11: Helpul Hints for the Media	Pages 43-49: Eastern Michigan Statistics
Page 12: Driving Directions	Page 50: About Old Dominion University
Page 13: 2016-17 Bowl Schedule	Page 51: Old Dominion Administration
Page 14: Prime Minister's Trophy/Bowl Advisory Committee	Page 52: Old Dominion Coaching Staff
Pages 15-23: Record Book/Bowl Firsts	Page 53: Old Dominion Numerical Roster/Pronunciations/Quick Facts
Pages 24-25: 2014 & 2015 Game Summaries	Pages 54-56: Old Dominion Alphabetical Roster Headshots
Pages 26-27: Thomas A. Robinson National Stadium	Pages 57-63: Old Dominion Statistics
Page 28: Stadium Campus	Pages 64-67: MAC Bowl Notebook
Page 29: Giving Back to the Bahamas	Pages 68-71: Conference USA Bowl Notebook
Pages 30-31: ESPN Announcers	Page 72: ESPN Events Schedule of Events



#PassportToKickoff

f /PopeyesBahamasBowl

@TheBahamasBowl

POPEYES BAHAMAS BOWL STORYLINES

2016 MATCHUP

For the third consecutive year, the Popeyes Bahamas Bowl features a Mid-American vs. Conference USA matchup as the Eastern Michigan Eagles (7-5, 4-4 MAC) takes on the Old Dominion Monarchs (9-3, 7-1 C-USA). The MAC and C-USA are both 1-1 in previous Popeyes Bahamas Bowl as WKU (C-USA) won the 2014 title with a thrilling 49-48 victory over Central Michigan and Western Michigan (MAC) captured the 2015 bowl with a 45-31 victory over Middle Tennessee.

This is the third straight season that Eastern Michigan and Old Dominion will play each other. The teams contested a two-game series in 2014 and 2015, and ODU leads the all-time series 2-0. The Monarchs got a 38-34 victory at EMU in the 2014 season opener (Sept. 5) as Monarchs RB **Ray Lawry** rushed 28 times for 223 yards and four touchdowns. In 2015 (Sept. 12), ODU won 17-3 in Norfolk, as the Monarchs defense held EMU to just 215 yards of total offense. **Ray Lawry** and **Antonio Vaughan** scored touchdowns for ODU.

MOST COMBINED VICTORIES

The **16** combined victories by Eastern Michigan (seven) and Old Dominion (nine) is the most going to the game in Popeyes Bahamas Bowl history. The bowl had a combined total of 14 victories in 2014 - Central Michigan (seven)/WKU (seven) - and 2015 - and Middle Tennessee (seven)/Western Michigan (seven).

NOT WASTING TIME

Eastern Michigan won only one game in 2015, and tied for the best FBS turnaround in 2016 at +6 victories (tied with UCF, Colorado and Wyoming) after posting seven victories in 2016. Two of the seven victories came against teams that played in their respective conference title games: Ohio (MAC) and Wyoming (Mountain West). It is the first bowl appearance for the Eagles since the 1987 California Bowl against San Jose State.

Old Dominion plays in the school's first-ever bowl game after only eight seasons of college football (and second with bowl eligibility) after a 69-year hiatus. In fact, the Monarchs, due to NCAA transition rules, have not been eligible for postseason play in four of their eight seasons, but either participated in the FCS playoffs or a FBS bowl in three of the four seasons they were eligible. The Monarchs come into the 2016 Popeyes Bahamas Bowl on a five-game win streak and have won eight of their last nine games.

LIGHTING UP THE SCOREBOARD

In the first two years of the Popeyes Bahamas Bowl, there have been **173** points, the third-most among ALL bowl games played in 2014 and 2015. In points order, teams have scored 49, 48, 45 and 31 points in the two games.

Going into the 2016 bowl season, only the Dollar General (192) and Miami Beach (183) bowls have scored more points than the Popeyes Bahamas Bowl in the previous two years.

BOWL OF FUTURE CHAMPIONS

Each of the first two winners of the Popeyes Bahamas Bowl - WKU in 2014 and Western Michigan in 2015 - each went on to win their respective conference titles the following season. The Hilltoppers captured Conference USA in 2015 and 2016, while the Broncos won the MAC title in 2016 after an undefeated 13-0 regular season.

The Popeyes Bahamas Bowl is one of **three** bowls who have had its' previous two champions go on to earn a conference title the next season, along with the **Goodyear Cotton Bowl Classic** (2014 Michigan State/2015 Big Ten and 2015 Alabama/2016 SEC) and the **Raycom Media Camellia Bowl** (2014 Bowling Green/2015 MAC and 2015 Appalachian State/2016 co-Sun Belt).

PURE MICHIGAN

For the third consecutive season, the Popeyes Bahamas Bowl has a MAC representative from the state of Michigan as Eastern Michigan makes the trip to the Bahamas. In 2014, Central Michigan played in Nassau, while in 2015, Western Michigan represented the MAC. Schools from Michigan are 1-1 in the Popeyes Bahamas Bowl.

GRASS IS GREENER

After the first two games were played on the original grass surface of Thomas A. Robinson National Stadium, the National Sports Authority-Bahamas installed a Celebration Bermudagrass field in November 2016.

THE PRIME MINISTER'S TROPHY

The Popeyes Bahamas Bowl renamed its championship trophy to the Prime Minister's Trophy this year, in honor of the highest elected office in the Bahamas. The current Prime Minister, the Rt. Hon. **Perry Christie**, helped present the title trophy to Western Michigan after the 2015 game. The media attending the bowl select an Offensive and Defensive Player of the Game.

LOVE THAT CHICKEN

The Popeyes Bahamas Bowl is in its third year of title sponsorship with Popeyes Louisiana Kitchen. There is one Popeyes restaurant and another about to open for business on New Providence Island (Nassau) in the Bahamas.

BOWL GAMES ARE BETTER IN THE BAHAMAS

The Popeyes Bahamas Bowl is the first FBS bowl game played outside of the U.S. or Canada since the 1937 Bacardi Bowl in Havana, Cuba (Jan. 1, 1937), a 7-7 tie between Auburn and Villanova. The last international bowl game outside the U.S. before the Popeyes Bahamas Bowl was the 2010 International Bowl in Toronto, won by South Florida 27-3 over Northern Illinois.

UNI-WATCH

Old Dominion is the designated home team and will wear dark jerseys. ODU will wear white helmets with a new blue & silver lion "shield" graphic, navy blue jerseys and white pants. Eastern Michigan, as the visitor, will wear light-colored jerseys. EMU will wear green helmets with the "diamond plate" Block E logo, white jerseys and green pants.

Both teams will wear the traditional Popeyes Bahamas Bowl patch on the jerseys. A new addition for 2016 is that both teams will wear flag stickers of the United States and the Bahamas on the rear of the helmets in a nod to the host country.

FROM SATURDAYS TO SUNDAYS

Four Popeyes Bahamas Bowl alumni are playing in the NFL: S **Kevin Byard** - Tennessee Titans (Middle Tennessee), S **Kavon Frazier** - Dallas Cowboys (Central Michigan), TE **Tyler Higbee** - Los Angeles Rams (WKU) and DE **Leterius Watson** - Pittsburgh Steelers (Central Michigan). In all, seven Popeyes Bahamas Bowl alumni were chosen in the 2016 NFL Draft.

POPEYES LOUISIANA KITCHEN, INC.

About Popeyes® Louisiana Kitchen

Founded in 1972 in New Orleans, **Popeyes** is a leader in the New Orleans segment of the foodservice industry and is the world's second largest quick-service chicken concept based on the number of units. As of October 2, 2016, Popeyes had **2,631** operating restaurants in the United States, the District of Columbia, three territories, and 26 foreign countries. For more information, visit the Popeyes Louisiana Kitchen Web site at **www.popeyes.com**.

**Popeyes Louisiana Kitchen, Inc.**

Founded in Atlanta in 1992 as AFC Enterprises, Inc., the Company is a developer, operator and franchisor of quick-service restaurants ("QSRs" or "restaurants") under the trade name, Popeyes® Louisiana Kitchen and Popeyes® Chicken & Biscuits. In January 2014, AFC Enterprises, Inc. changed its corporate name to Popeyes Louisiana Kitchen, Inc. and is traded on Nasdaq under the ticker symbol "PLKI".

A Request To The Media

The official name of the bowl is the **Popeyes Bahamas Bowl**. The corporate name of the title sponsor is **Popeyes® Louisiana Kitchen** and can be called **Popeyes**. Please note, there is **NO** apostrophe in Popeyes (**Popeye's is INCORRECT**). We thank you for your consideration.

ESPN EVENTS

About ESPN Events

ESPN Events, a division of ESPN, owns and operates a large portfolio of collegiate sporting events worldwide. The roster includes three Labor Day weekend college football games; FCS opening-weekend game; 13 college bowl games, 11 college basketball events and two college award shows, which accounts for approximately 250-plus hours of programming, reaches almost 64 million viewers and attracts over 700,000 attendees each year. With satellite offices in Albuquerque, Birmingham, Boca Raton, Boise, Dallas-Fort Worth, Honolulu, Las Vegas, Montgomery and St. Petersburg, ESPN Events builds relationships with conferences, schools and local communities, as well as providing unique experiences for teams and fans.



ESPN Events also manages the Big 12 Corporate Partner Program.

Collegiate Football

AdvoCare Texas Kickoff (Houston); **AdvoCare V100 Texas Bowl** (Houston); **Air Force Reserve Celebration Bowl** (Atlanta); **Birmingham Bowl** (Alabama); **Boca Raton Bowl** (Florida); **Camping World Kickoff** (Orlando, Fla.); **Famous Idaho Potato Bowl** (Boise); **Gildan New Mexico Bowl** (Albuquerque); **Hawai'i Bowl** (Honolulu); **Las Vegas Bowl** (Nevada); **Lockheed Martin Armed Forces Bowl** (Dallas-Fort Worth); **MEAC/SWAC Challenge** (Orlando, Fla.); **Montgomery Kickoff Classic** (Montgomery, Ala.); **Popeyes Bahamas Bowl** (Nassau); **Raycom Media Camellia Bowl** (Montgomery, Ala.); **St. Petersburg Bowl** (Florida); **The Home Depot College Football Awards** (Atlanta) and **Zaxby's Heart of Dallas Bowl** (Dallas-Fort Worth)

Collegiate Basketball

AdvoCare Invitational (Walt Disney World Resort near Orlando, Fla.); **College Basketball Awards Presented by Wendy's** (Los Angeles); **Gildan Charleston Classic** (South Carolina); **Hawaiian Airlines Diamond Head Classic** (Honolulu); **Jimmy V Men's Classic presented by Corona** (New York City); **Jimmy V Women's Classic presented by Corona** (Uncasville, Conn.); **NIT Season Tip-Off** (Brooklyn, N.Y.); **PK80** (Portland, Ore.); **State Farm Armed Forces Classic** (Joint Base Pearl Harbor-Hickam, Honolulu); **State Farm Champions Classic** (New York City); **Tire Pros Invitational** (Orlando, Fla.) and **Wooden Legacy** (Orange County, Calif.)

THE BAHAMAS

About The Bahamas

Since attaining independence from the UK in 1973, The Bahamas, officially known as the Commonwealth of the Bahamas, has prospered through tourism, international banking, and investment management. The Bahamas relies on tourism to generate most of its economic activity and features world-renowned resorts. The country consists of more than 700 islands, cays, and islets over 100,000 square miles of the Atlantic Ocean just 50 miles off the coast of Florida. The capital city of the Bahamas, Nassau, is located on the island of New Providence. The Prime Minister of the Bahamas is Perry Christie.



For more information on The Bahamas visit bahamas.com.

What Makes The Bahamas Unique?

The Bahamas is comprised of 700 islands sprinkled over 100,000 square miles of ocean starting just 50 miles off the coast of Florida. The archipelago is an ecological oasis featuring 2,000 breathtaking islands and cays and boasts the clearest water on the planet—with a visibility of over 200 feet. You can see your toes as easily as you can the world's third largest barrier reef.

We invite you to explore all of our islands. One step and you'll realize our beauty extends far beyond our extraordinary natural wonders. It's the smiles on the faces of the Bahamian people. The unique sounds of our rich culture. The warm hospitality of our heritage and our colorful history.

Our Proximity To The United States Of America

So close to home, yet feels so far away. Just 50 miles off the coast of Florida in the United States, our tropical archipelago is an easy and convenient destination to escape to year-round.

For centuries, our close proximity has attracted all kinds of people: Native Americans. Puritans. Explorers. Even pirates. Now it's your turn. Come discover all of our 700 islands and the hospitality of the Bahamian people. Paradise is just a short plane ride from Miami International Airport, South Florida. And many airlines now offer direct flights to Nassau/Paradise Island, Grand Bahama Island or The Out Islands. You can also sail into one of our 32 ports of entry. Once you arrive, go island-hopping. Explore underwater. Or do nothing but relax on one of our pristine beaches.

Nassau/Paradise Island:

Relax in the tropical ease of our capital city and largest city. Distance: 179 miles from the Florida coast; 45-minute plane ride from Miami.

Weather

This is weather that you can quickly get used to. The trade winds have blessed us with warm year-round weather, with winter lows averaging a comfortable 70 degrees Fahrenheit and summer highs with high humidity at around 80–90, with a gentle dip at night of just 5 to 7 degrees. The result? A climate where you can have fun anytime of the day, any season.

NASSAU/PARADISE ISLAND

Bahamas/Nassau Quick Facts

- Bahamas Governor-General: Dame Marguerite Pindling
- Prime Minister: Perry Christie
- New Providence Island (Nassau) Population: 246,329 (2010)
- Tourist Visits: 3.52 million (2014)
- Average temperature high (December) 79°
- Average temperature low (December) 63°

**Nassau & Paradise Island**

With the lure of a big city and the ease of a tropical utopia, Nassau & Paradise Island are considered by many as, well, paradise. Nassau, the capital of The Bahamas, is a bustling metropolitan hub full of culture and modern amenities. To the north lies Paradise Island. Its name tells you everything. It's 685 acres of pure euphoria, developed almost exclusively to delight and accommodate visitors. The island boasts resorts, hotels, restaurants, shops, nightlife, a golf course, aquarium and a casino.

Nassau, the capital city of The Bahamas, is located on 21-mile-long New Providence, the Bahamas' 11th-largest island. Nassau's main harbor is protected by Paradise Island. The harbor attracted settlers in the early days, particularly pirates. In fact, Nassau's population consisted mainly of pirates until 1718, when The Bahamas first Royal Governor, Woodes Rogers expelled them, restored order and built Fort Nassau. The Bahamas for centuries adopted Rogers' motto, "Expulsis Piratis, Restituta Commercium," which means, "Pirates Expelled, Commerce Restored." Now, 246,000 people call New Providence Island home, with a large portion of them residing in Nassau.

Junkanoo, a Bahamian national festival, is a kaleidoscope of colors and sound. The rhythmic sounds of cowbells, goat skin drums and whistles, accompanied by an array of brass instruments, create a sweet musical beat that will move you; while brilliantly colored costumes capture your eye, and bring much visual delight. This bi-annual cultural highlight takes place on Bay Street in New Providence and other Family Islands during the early morning hours, from 1-9 am on Boxing Day (the day after Christmas) and New Year's Morning.



2016 POPEYES BAHAMAS BOWL MEDIA INFORMATION

POPEYES BAHAMAS BOWL COMMUNICATIONS STAFF: Your media hosts for the 2016 Popeyes Bahamas Bowl are:

COMMUNICATIONS OFFICE (Atlantis - Minos/Neptune Room): 242-433-6387

Chris Pika, Director of Communications
(US Cell: 678-908-4853)

Dean Buchan, Communications Staff

Tim Glon, Communications Staff

Dan Goldberger, Communications Staff

Justin Rosenberg, Communications Staff

Kate Pika, Media HQ/Workroom Manager

Ben Solomon, ESPN Events Photographer

Kevin Taylor, Videographer - Bahamas Ministry of Tourism



THOMAS A. ROBINSON NATIONAL STADIUM PRESS TRIBUNE GAMEDAY PHONE: 242-323-0922

We are committed to help you have a great experience at the 2016 Popeyes Bahamas Bowl. To that end, we will provide the following to the media.

MEDIA SITE: All press releases, media guides/postseason guides and releases for the participating institutions and the bowl are available in PDF format at www.bahamasbowl.com/media. Media are encouraged to download digital copies to reduce paper use. The bowl also has a Dropbox account with additional team info.

MEDIA GUIDES/RELEASES: Media guides/postseason guides & releases for the participating institutions and the bowl will be available at both the Atlantis Media Information Center & gameday at Thomas A. Robinson National Stadium.

QUOTES: Quotes of all media availabilities during bowl week will be distributed in the Media Information Center and online at www.bahamasbowl.com/media.

PRESS CONFERENCE VIDEO: Video of the **December 2** team announcement press conference, the pre-bowl press conference **December 22** and both postgame press conferences will be available via www.bahamasbowl.com/media and the bowl's **YouTube** channel for media back in the United States unable to make the trip to the Bahamas.

MEDIA CREDENTIALS: All media attending the Popeyes Bahamas Bowl must apply for MEDIA/PHOTO credentials through the following web site: sportssystem.com/bahamasbowl. No exceptions.

Once the credential request is processed, **Chris Pika**, the Bowl's Communications Director (chris.pika@bahamasbowl.com), will forward a confirmation if the request is approved. Conference and/or individual school media badges will not be accepted as valid credentials.

MEDIA/PHOTO credentials will not be mailed in advance, but will be available for pickup at the Popeyes Bahamas Bowl Media Center located at the Atlantis Bahamas beginning **Monday, Dec. 19, 2016**. Working media members who have not picked up their credentials by **Thursday, Dec. 22, 2016** at 5:00 p.m. may do so on game day at the Thomas A. Robinson National Stadium Media Will-Call located just inside the Media Center in the Southwest corner of the stadium.

LOCKER ROOM/PRACTICE INTERVIEW POLICY: Throughout bowl week, working press must adhere to the policies established by each school regarding access to student-athletes and coaches. Please contact a member of each institution's media relations/athletic communications staff for team policies.

2016 POPEYES BAHAMAS BOWL MEDIA INFORMATION

MEDIA CREDENTIAL DISTRIBUTION & WORKROOM: The Popeyes Bahamas Bowl Media Information Center will be located at Atlantis – Minos/Neptune. Hours of operation are as follows:

- **Monday, Dec. 19.....Noon – 5:00 p.m. (Lite fare/snacks available Noon-2 p.m.)**
- **Tuesday, Dec. 20.....9:00 a.m. – 5:00 p.m. (Lite fare/snacks available 12-2 pm)**
- **Wednesday, Dec. 21.....9:00 a.m. – 5:00 p.m. (Lite fare/snacks available 12-2 pm)**
- **Thursday, Dec. 222:00 p.m. – 5:00 p.m. (Lite fare/snacks available 2:30-4:30 pm)**

(NOTE: Credentials will also be available for pickup at the December 22 Press Conference at Thomas A. Robinson National Stadium from 10-11 a.m. prior to the start of the press conference)

Both press and photo credentials and other information must be picked up at the Popeyes Bahamas Bowl Media Center during hours of operation.

In order to serve the media in an efficient manner, the Media Information Center is equipped with a copier and telephone. For all outgoing long-distance calls, media will be required to use their calling cards or give the operator collect billing instructions. The operator cannot charge any calls to these phones. Drinks and snacks will be available. There will be workstations available and ample electrical power for computers and other electrical equipment. Internet service will be available. **Snacks & refreshments will be available each afternoon at times listed above.**

MEDIA HOSPITALITY SUITE: Media hospitality will be located at Atlantis (Coral Towers - Reef Wing - Room 3433). Drinks & snacks will be provided for credentialed media. Hours of operation are **9 p.m.-Midnight from Dec. 19-23.**

MEDIA HOTEL/TRANSPORTATION: The Atlantis Bahamas is the official media hotel of the Popeyes Bahamas Bowl. All media must make their requests for rooms through the online media credentialing process. There are an extremely limited number of media rooms at the Atlantis, and beat writers who staff their team's games during the 2016 season will have priority in the Atlantis media block.

The Popeyes Bahamas Bowl recommends using taxis or tour companies to travel throughout Nassau. All driving in the Bahamas is done from the left-hand side of the road.

The Popeyes Bahamas Bowl will provide transportation for traveling media representatives to the **Popeyes Bahamas Bowl Press Conference** on December 22 at Thomas A. Robinson National Stadium (bus leaves for stadium at 9:45 a.m.; returns to Atlantis at 1:00 p.m.) and the **2016 Popeyes Bahamas Bowl** (bus leaves for stadium at 9:00 a.m.; bus returns to Atlantis 3 hours after the conclusion of the game - approximately 7:00 pm). Media buses will be staged at the Atlantis (Coral Towers lobby). All media members must show their credentials in order to use the transportation service.

GAMEDAY MEDIA TRIBUNE/MEDIA BOOTHS/MEDIA CENTER: Entrance into the Thomas A. Robinson National Stadium Media Tribune and Media Center is by credential only for the news media and communications staff. A limited number of telephones (restricted long distance) and email/copy service will be available to the working press.

The media tribune, press booths and media center will be open to the media at 10:00 am (approximately three hours before kickoff). Press releases, statistics, media guides and flip cards will be available. A pregame meal will be served only to accredited media approximately two hours prior to kickoff (11:00 am) in the Media Center, located in the Southwest corner of the stadium below the media tribune. Beverages and snacks will be available throughout the game.

The Media Tribune at Thomas A. Robinson National Stadium is outside and under cover (similar to auxiliary press set-ups at Super Bowls and other major sporting events). Power, wireless and wired internet will be available to each individual seated in the media tribune. Booths for coaches, ESPN, institution radio networks and instant replay are located at the top of the Western Grandstand in the Media Booths. Seat and booth assignments will be assigned by the bowl.

2016 POPEYES BAHAMAS BOWL MEDIA INFORMATION

The media workroom at Thomas A. Robinson National Stadium will remain open for **at least three hours** after the conclusion of the game.

GAMEDAY MEDIA SERVICES: Flip cards, stats and game notes will be available prior to the start of the Popeyes Bahamas Bowl in the main press areas. Complete box scores and play-by-play will be distributed to the media at the end of each quarter. Coaches and student-athlete quotes will be distributed shortly after the conclusion of the press conferences. If you need a box score emailed to your news organization, please make your request to a member of the Communications staff.

INTERNET ACCESS: Wireless and wired access will be available to the media in Thomas A. Robinson National Stadium. The wireless access network and password will be distributed to the media on gameday at the stadium.

PHONES: A limited number of toll-restricted (calling card) phones will be available in the Press Tribune and workroom at Thomas A. Robinson National Stadium. BTC calling cards (\$10 for approximately 50 minutes) can be purchased at the Atlantis.

LIVE STATISTICS: The Popeyes Bahamas Bowl has contracted with StatBroadcast to provide instant stats information during the bowl to media in attendance in Nassau and back in the United States. To access the stat feed, point your browser to **bahamas.statbroadcast.com**.

PHOTOGRAPHERS/VIDEO: Popeyes Bahamas Bowl photo credentials must be visible at all times. Bowl organizers will adhere to the NCAA's sideline control policy, which states that:

Sideline photographers are restricted outside the 25-yard lines in the areas designated and are reminded to stay behind the dotted restraining line around the field. No media personnel, including journalists, radio and television personnel or their equipment, shall be in the team area or coaching box.

POSTGAME INTERVIEW POLICY: Following a 10-minute cooling-off period, postgame interviews will take place in the Media Center in the Thomas A. Robinson National Stadium. Only individuals displaying proper credentials will be permitted in the interview area. Security will be posted in these locations and will not allow anyone to obstruct entrances. The runner-up head coach and two student-athletes will go first, followed by the winning institution's head coach and three student-athletes. The game's Offensive and Defensive Players of the Game are required to attend as part of their team's student-athlete contingent. The Prime Minister's Trophy will be presented to the championship team along with awards to the offensive and defensive players of the game on field immediately following the game.

The cooling-off period for the runner-up team begins when the head coach enters the locker room immediately after the game. The winning head coach and student-athletes must proceed directly from the field to the interview room after the postgame trophy presentation unless requested for a short interview (not to exceed four minutes) by ESPN. Both teams' locker rooms are closed to the media.

Regardless of any personal regular-season radio or television contracts, the coach is first obligated to the entire media staffing the Popeyes Bahamas Bowl and must report to the interview room immediately after the 10-minute cooling off period. The coach cannot delay a postgame interview with the covering media to conduct a program for a single radio, newspaper, or television reporter unless requested to grant a short interview (not to exceed four minutes) by ESPN. After fulfilling the commitment to the entire media covering the game, the coach and student-athletes may participate in special interviews.

POPEYES BAHAMAS BOWL MEDIA SCHEDULE

Members of the media who have received Popeyes Bahamas Bowl credentials will be invited and encouraged to cover the following events:

Popeyes Bahamas Bowl Team Announcement Press Conference

Friday, Dec. 2 Atlantis - Grand Ballroom A 11:30 a.m. - 12:15 p.m.

Popeyes Bahamas Bowl Team Welcome Reception

Monday, Dec. 19 Atlantis - Royal Deck 7:00 - 8:30 p.m.
(Limited number of media will be permitted to attend for a short period - **NOTE:** there is **no food** available for media at this event. Please contact Chris Pika for access.)

Popeyes Bahamas Bowl Player Beach Bash and Dinner

Tuesday, Dec. 20 Atlantis - Lagoon & West Beach 4:00 - 6:00 p.m.
(Limited number of media will be permitted to attend for a short period - **NOTE:** there is **no food** available for media at this event. Please contact Chris Pika for access.)

Community Relations Visit

Wednesday, Dec. 21 Ranfurly Homes for Children 2:00 - 3:00 p.m.
(Media encouraged to attend. Please contact Chris Pika at 678-908-4853 for access.)

Youth Football Leadership Clinic

Wednesday, Dec. 21 Roscow A.L. Davies Field 3:00 - 4:30 p.m.
(Media encouraged to attend. Please contact Chris Pika at 678-908-4853 for access.)

Popeyes Bahamas Bowl Press Conference

Thursday, Dec. 22 Thomas A. Robinson National Stadium Media Center 11:00 a.m. - Noon
All Popeyes Bahamas Bowl credentialed media encouraged to attend. Old Dominion's head coach and two student-athletes will be available to the media from 11:00-11:30 a.m. and Eastern Michigan's head coach and two student-athletes will be available to the media from 11:30 a.m.-Noon. A photo opportunity with the two head coaches and the championship trophy will take place at 11:30 a.m. Contact Chris Pika at 678-908-4853 for info.

Popeyes Bahamas Bowl Media Party

Thursday, Dec. 22 Atlantis - Royal Overlook 7:00 - 8:30 p.m.
All Popeyes Bahamas Bowl credentialed media encouraged to attend (need media credential to attend). Contact Chris Pika at 678-908-4853 for more info.

2016 Popeyes Bahamas Bowl Game

Friday, Dec. 23 Thomas A. Robinson National Stadium 1 p.m.
Only Popeyes Bahamas Bowl credentialed media may attend the game/postgame press conferences. The championship trophy & the Offensive & Defensive Player of the Game awards will be presented immediately following the game.

Popeyes Bahamas Bowl Postgame Press Conference

Friday, Dec. 23 Thomas A. Robinson National Stadium Media Center Following Game
Postgame press conferences will begin approximately 10 minutes after the conclusion of the game. The runner-up head coach and two student-athletes will go first, followed by winning team's head coach and three student-athletes. The game's Offensive and Defensive Players of the Game are required to attend as part of their team's contingent.

Note: A complete list of team activities will be available at the Popeyes Bahamas Bowl Media Center. While every activity will not be open to the media, every effort will be made to assist media in covering the teams during bowl week and on game day. For all event information listed above, please contact Chris Pika, Director of Communications at 678-908-4853 or chris.pika@bahamasbowl.com.

POPEYES BAHAMAS BOWL SCHEDULE OF EVENTS

Schedule correct as of **November 29, 2016 (Schedule subject to change)**

MONDAY, DEC. 19

Time TBD..... Eastern Michigan/Old Dominion Airport Arrivals Lynden Pindling International Airport
 Time TBD..... Eastern Michigan/Old Dominion Hotel Arrivals..... Atlantis
Noon – 5:00 p.m. Media Center, Credentials & HospitalityAtlantis – Minos/Neptune
 7:00 – 8:30 p.m. Team Welcome ReceptionAtlantis – Royal Deck
(Limited media availabilty - contact Chris Pika to cover event)
9:00 p.m.-Midnight..... Media Hospitality Atlantis - Coral Towers (Reef Wing - Room 3433)

TUESDAY, DEC. 20

9:00 a.m. – 5:00 p.m. Media Center, Credentials & Hospitality.....Atlantis – Minos/Neptune
 9:00 – 11:30 a.m. Old Dominion Practice Roscow A.L. Davies Field
 9:00 – 11:30 a.m. Eastern Michigan Practice Thomas A. Robinson National Stadium
 4:00 – 6:00 p.m. Player Beach Bash & Dinner..... Atlantis – Lagoon & West Beach
(Limited media availabilty - contact Chris Pika to cover event)
9:00 p.m.-Midnight..... Media Hospitality Atlantis - Coral Towers (Reef Wing - Room 3433)

WEDNESDAY, DEC. 21

9:00 a.m. – 5:00 p.m. Media Center, Credentials & Hospitality.....Atlantis – Minos/Neptune
 9:00 – 11:30 a.m. Old Dominion Practice Thomas A. Robinson National Stadium
 9:00 – 11:30 a.m. Eastern Michigan Practice Roscow A.L. Davies Field
 2:00 – 3:00 p.m. Community Relations Visit Ranfurly Homes for Children
(Media encouraged to cover with restrictions - contact Chris Pika to cover event)
 3:00 – 4:30 p.m. Youth Football Leadership Clinic..... Roscow A.L. Davies Field
(Media encouraged to cover - contact Chris Pika to cover event)
9:00 p.m.-Midnight..... Media Hospitality Atlantis - Coral Towers (Reef Wing - Room 3433)

THURSDAY, DEC. 22

10:00 – 11:00 a.m. Old Dominion Walk-Thru Practice Thomas A. Robinson National Stadium
 10:30 a.m. – 1:00 p.m. ... Media Credential Pickup..... Thomas A. Robinson National Stadium
 11:00 a.m. – Noon..... Popeyes Bahamas Bowl Press Conferences.. Thomas A. Robinson National Stadium Media Center
(Old Dominion 11:00-11:30 am; Coaches photo opportunity with trophy; Eastern Michigan 11:30-Noon)
(Credentials can also be picked up at TARNS prior to the press conference from 10-11 a.m.)
 Noon – 1:00 p.m. Eastern Michigan Walk-Thru Practice Thomas A. Robinson National Stadium
 2:00 – 5:00 p.m. Media Center, Credentials & Hospitality.....Atlantis – Minos/Neptune
7:00 – 8:30 p.m. Media Reception..... Atlantis – Royal Overlook
9:00 p.m.-Midnight..... Media Hospitality Atlantis - Coral Towers (Reef Wing - Room 3433)

FRIDAY, DEC. 23

9:00 a.m. Parking Gates Open Thomas A. Robinson National Stadium
 10:00 a.m. Gates Open/Media Areas Open Thomas A. Robinson National Stadium
 10:00 a.m. – 1:00 p.m. ... Popeyes FanFest Thomas A. Robinson National Stadium
10:00 a.m. – 2:00 p.m..... Media Credential Will-CallThomas A. Robinson National Stadium Media Center
1:05 p.m. Popeyes Bahamas BowlThomas A. Robinson National Stadium
 Immediately Following Game. Postgame Trophy/Awards Presentation .. Thomas A. Robinson National Stadium – Midfield
 Immediately Following Game. Postgame Press Conferences Thomas A. Robinson National Stadium Media Center
 Postgame + 3 Hours Media Postgame Workroom.....Thomas A. Robinson National Stadium Media Workroom
9:00 p.m.-Midnight..... Media Hospitality Atlantis - Coral Towers (Reef Wing - Room 3433)

NOTE: Media availability to observe practices is subject to the rules of the participating institutions

HELPFUL HINTS FOR THE MEDIA

PASSPORTS: The Popeyes Bahamas Bowl reminds all media that all U.S. citizens coming to the Bowl must have a valid United States Passport for the time of travel. It is possible to secure passports on short notice, but costs will be much higher for the individuals involved and delays in receiving passports are possible during the holiday season. For information on how to obtain a U.S. Passport, visit passports.state.gov. For obtaining an expedited passport in a hurry, visit <http://travel.state.gov/content/passports/english/passports/services/expedited.html>.

UNITED STATES EMBASSY: The United States Embassy in the Bahamas is located at **42 Queen Street** in Nassau. The American Citizen Services Unit stands ready to help American citizens in The Bahamas – and their loved ones – in emergency situations. American citizens overseas, of course, remain subject to the laws of the country they are in. The American Citizens Services Unit can assist in areas, including: illness/injury, lost/stolen U.S. Passport, arrest/detention, victims of crime, etc.

In case of emergencies involving the death, injury, welfare, or arrest of an American citizen in The Bahamas, please call **242-322-1181**, ext. 4406, 4547 or 4584 during business hours, or **242-322-1181 x 9** or **242-357-7004** at all other times. (Please note that the Duty Officer who answers this number will not be able to assist with visa or routine passport matters.) The U.S. Embassy website is nassau.usembassy.gov.

CELL PHONES/INTERNET: The Popeyes Bahamas Bowl staff reminds media that cell phone roaming rates for voice and data usage in the Bahamas can be extremely high per minute. All participants should check with their cell-phone service provider for pertinent information on current roaming rates. Phones can be used in “Airplane Mode” in the Bahamas (no data usage) in order to use phone cameras, etc. Atlantis Bahamas has wireless internet capability in rooms (free)/some public areas (daily fee if not staying at Atlantis). Calling cards for public phones located in the resort can be purchased at the Atlantis.

CURRENCY: The legal tender is the Bahamian dollar, which is equivalent to the U.S. dollar. U.S. currency is accepted throughout the Bahamas, as are most major credit cards and traveler’s checks. ATMs are located at both Paradise Island and Cable Beach casinos, Rawson Square, major banks and in most hotels.

ELECTRICITY: With standard North American 120-volt/60-cycle AC electrical current, you will be able to operate American laptops, electronics, hairdryers, shavers and other small electrical appliances without adapters.

GETTING AROUND: Taxi service is available from the Atlantis to take you into Nassau to visit tourist areas, restaurants, etc. Shared van rides into Nassau from the Atlantis run \$4 per person, and you will be dropped off in downtown Nassau near the Government House. Unshared rides from downtown Nassau back to the Atlantis are \$15 per person (not including the \$3 bridge toll for taxis to get back to Paradise Island).

Ferry boats (water taxis) can take you between Nassau and Paradise Island while at the same time giving you a waterfront view of Nassau Harbour. Tickets can be purchased at the tour desk at Festival Place and at Woodes Rogers Wharf right next door. Tickets cost \$4 per person (plus a suggested \$1 tip for the storyteller who usually accompanies the ride) and the trip is approximately 10 minutes each way. Ferries leave every half hour on the hour from 9:00 a.m. to 6:00 p.m.

City buses, known locally as “jitneys”, run in downtown Nassau and Cable Beach several times a day. The cost for a one-way ride is \$1.25 per person, and exact change is required. Pay as you exit the bus.

TIPPING: Restaurants and hotels **automatically add 15%** to all food and beverage checks in lieu of gratuity. For exceptional service you may wish to leave something extra. Bellboys, doormen and porters usually receive \$2 per bag. Taxi drivers should be tipped about 15% of the fare.

CUSTOMS: U.S. citizens out of the country for 48 hours are allowed up to \$800 worth of duty-free merchandise. Less than 48 hours, the duty-free exemption is \$200. Limitations include 32 ounces of tobacco for those over 21 and no more than two liters of alcohol. To make traveling easier, consider packing things you’re going to declare separately and keep all your sales receipts.

MEDICAL FACILITIES: Internationally trained doctors are available at the hotels and throughout the Nassau Paradise Island. Two hospitals are fully equipped to respond to emergency medical situations. Princess Margaret Hospital and Doctor’s Hospital are both located in Nassau.

DRIVING DIRECTIONS**Driving Directions From Lynden Pindling International Airport to the Atlantis Bahamas (11.8 miles):**

Go north on US Departures Rd. (0.2 miles), at the roundabout, take first exit onto Windsor Field Rd. (0.4 miles), go through one roundabout (0.4 miles) and stay on Windsor Field Rd., at the next roundabout (0.7 miles), take the first exit to John F. Kennedy Drive and go through two roundabouts, at the third roundabout (4.3 miles), take the first exit onto Prospect Ridge Rd., at the next roundabout (0.8 miles), take the first exit onto West Bay St., continue on West Bay St. (1.9 miles), at the next roundabout, continue on West Bay St. (1.1 miles), turn left onto Marlborough St. (0.1 miles), road becomes Navy Lion Rd. (213 feet), turn right onto Bay St. (1.2 miles), turn left and cross the Sir Sidney Poitier Bridge (0.5 miles), take first right onto Paradise Beach Rd., at the roundabout (0.1 miles), take the first exit and continue (0.2 miles), Atlantis Resort will be on the left.

Driving Directions From Atlantis Bahamas to Thomas A. Robinson National Stadium (4.6 miles):

Head east toward Casino Drive (0.2 miles), at the roundabout, take second exit onto Paradise Island Bridge – Southbound Rd., cross bridge (0.5 miles) – road becomes Mackey St., continue on Mackey St. (1.2 miles), turn right on Wulff Rd., continue on Wulff Rd. (1.3 miles), Wulff Rd. becomes Poinciana Dr., continue on Poinciana Dr. (0.5 miles), at the roundabout, take first exit onto Thompson Blvd., continue on Thompson Blvd. (0.7 miles), turn left on Bahamas Games Blvd., continue on Bahamas Games Blvd. (0.2 miles), Thomas A. Robinson National Stadium will be on the left.

Driving Directions From Atlantis Bahamas to Roscow A.L. Davies Field (5.2 miles)

Head east toward Casino Drive (0.2 miles), at the roundabout, take second exit onto Paradise Island Bridge – Southbound Rd., cross bridge (0.4 miles) – road becomes Mackey St., continue on Mackey St. (1.2 miles), turn right on Wulff Rd., continue on Wulff Rd. (1.3 miles), Wulff Rd. becomes Poinciana Dr. Continue on Poinciana Dr.(0.5 miles), at the roundabout, take first exit onto Thompson Blvd., continue on Thompson Blvd. (0.4 miles), turn left on Moss St., stay on Moss St. (0.1 miles), turn right and follow road (0.7 miles), at roundabout, take first exit onto Celery Dr., stay on Celery Dr. (0.3 miles), Roscow A.L. Davies Field will be on the left.

2016-17 BOWL SCHEDULE

SATURDAY, DEC. 17

Air Force Reserve Celebration Bowl	N.C. Central vs. Grambling	Atlanta, Ga.	12 p.m./ABC
Gildan New Mexico Bowl	New Mexico vs. UTSA	Albuquerque, N.M.	2:00 p.m./ESPN
Las Vegas Bowl, presented by Geico	Houston vs. San Diego State	Las Vegas, Nev.	3:30 p.m./ABC
Raycom Media Camellia Bowl	Appalachian State vs. Toledo	Montgomery, Ala.	5:30 p.m./ESPN
AutoNation Cure Bowl	Arkansas State vs. UCF	Orlando, Fla.	5:30 p.m./CBSSN
R+L Carriers New Orleans Bowl	Southern Miss vs. Louisiana-Lafayette	New Orleans, La.	9:00 p.m./ESPN

MONDAY, DEC. 19

Miami Beach Bowl	Central Michigan vs. Tulsa	Miami, Fla.	2:30 p.m./ESPN
------------------	----------------------------	-------------	----------------

TUESDAY, DEC. 20

Boca Raton Bowl	Memphis vs. WKU	Boca Raton, Fla.	7:00 p.m./ESPN
-----------------	-----------------	------------------	----------------

WEDNESDAY, DEC. 21

San Diego County Credit Union Poinsettia Bowl	BYU vs. Wyoming	San Diego, Calif.	9:00 p.m./ESPN
---	-----------------	-------------------	----------------

THURSDAY, DEC. 22

Famous Idaho Potato Bowl	Idaho vs. Colorado State	Boise, Idaho	7:00 p.m./ESPN
--------------------------	--------------------------	--------------	----------------

FRIDAY, DEC. 23

Popeyes Bahamas Bowl	Eastern Michigan vs. Old Dominion	Nassau, Bahamas	1:00 p.m./ESPN
-----------------------------	--	------------------------	-----------------------

Lockheed Martin Armed Forces Bowl	Louisiana Tech vs. Navy	Fort Worth, Texas	4:30 p.m./ESPN
-----------------------------------	-------------------------	-------------------	----------------

Dollar General Bowl	Ohio vs. Troy	Mobile, Ala.	8:00 p.m./ESPN
---------------------	---------------	--------------	----------------

SATURDAY, DEC. 24

Hawai'i Bowl	Hawai'i vs. Middle Tennessee	Honolulu, Hawaii	8:00 p.m./ESPN
--------------	------------------------------	------------------	----------------

MONDAY, DEC. 26

St. Petersburg Bowl	Miami (Ohio) vs. Mississippi State	St. Petersburg, Fla.	11:00 a.m./ESPN
---------------------	------------------------------------	----------------------	-----------------

Quick Lane Bowl	Maryland vs. Boston College	Detroit, Mich.	2:30 p.m./ESPN
-----------------	-----------------------------	----------------	----------------

Camping World Independence Bowl	NC State vs. Vanderbilt	Shreveport, La.	5:00 p.m./ESPN
---------------------------------	-------------------------	-----------------	----------------

TUESDAY, DEC. 27

Zaxby's Heart of Dallas Bowl	Army vs. North Texas	Dallas, Texas	12 noon/ESPN
------------------------------	----------------------	---------------	--------------

Military Bowl, presented by Northrop Grumman	Temple vs. Wake Forest	Annapolis, Md.	3:30 p.m./ESPN
--	------------------------	----------------	----------------

National Funding Holiday Bowl	Minnesota vs. Washington State	San Diego, Calif.	7:00 p.m./ESPN
-------------------------------	--------------------------------	-------------------	----------------

Motel 6 Cactus Bowl	Boise State vs. Baylor	Phoenix, Ariz.	10:15 p.m./ESPN
---------------------	------------------------	----------------	-----------------

WEDNESDAY, DEC. 28

New Era Pinstripe Bowl	Pittsburgh vs. Northwestern	New York, N.Y.	2:00 p.m./ESPN
------------------------	-----------------------------	----------------	----------------

Russell Athletic Bowl	West Virginia vs. Miami	Orlando, Fla.	5:30 p.m./ESPN
-----------------------	-------------------------	---------------	----------------

Foster Farms Bowl	Indiana vs. Utah	Santa Clara, Calif.	8:30 p.m./FOX
-------------------	------------------	---------------------	---------------

AdvoCare V100 Texas Bowl	Texas A&M vs. Kansas State	Houston, Texas	9:00 p.m./ESPN
--------------------------	----------------------------	----------------	----------------

THURSDAY, DEC. 29

Birmingham Bowl	South Florida vs. South Carolina	Birmingham, Ala.	2:00 p.m./ESPN
-----------------	----------------------------------	------------------	----------------

Belk Bowl	Arkansas vs. Virginia Tech	Charlotte, N.C.	5:30 p.m./ESPN
-----------	----------------------------	-----------------	----------------

Valero Alamo Bowl	Oklahoma State vs. Colorado	San Antonio, Texas	9:00 p.m./ESPN
-------------------	-----------------------------	--------------------	----------------

FRIDAY, DEC. 30

AutoZone Liberty Bowl	Georgia vs. TCU	Memphis, Tenn.	12 p.m./ESPN
-----------------------	-----------------	----------------	--------------

Hyundai Sun Bowl	Stanford vs. North Carolina	El Paso, Texas	2:00 p.m./CBS
------------------	-----------------------------	----------------	---------------

Franklin American Mortgage Music City Bowl	Nebraska vs. Tennessee	Nashville, Tenn.	3:30 p.m./ESPN
--	------------------------	------------------	----------------

NOVA Home Loans Arizona Bowl	South Alabama vs. Air Force	Tucson, Ariz.	5:30 p.m./CI, ASN
------------------------------	-----------------------------	---------------	-------------------

Capital One Orange Bowl	Michigan vs. Florida State	Miami Gardens, Fla.	8:00 p.m./ESPN
-------------------------	----------------------------	---------------------	----------------

SATURDAY, DEC. 31

Buffalo Wild Wings Citrus Bowl	LSU vs. Louisville	Orlando, Fla.	11:00 a.m./ABC
--------------------------------	--------------------	---------------	----------------

TaxSlayer Bowl	Georgia Tech vs. Kentucky	Jacksonville, Fla.	11:00 a.m./ESPN
----------------	---------------------------	--------------------	-----------------

CFP Semifinal at the Chick-fil-A Peach Bowl	Washington vs. Alabama	Atlanta, Ga.	3:00 p.m./ESPN
---	------------------------	--------------	----------------

CFP Semifinal at the PlayStation Fiesta Bowl	Ohio State vs. Clemson	Glendale, Ariz.	7:00 p.m./ESPN
--	------------------------	-----------------	----------------

MONDAY, JAN. 2

Outback Bowl	Florida vs. Iowa	Tampa, Fla.	1:00 p.m./ABC
--------------	------------------	-------------	---------------

Goodyear Cotton Bowl Classic	Wisconsin vs. Western Michigan	Arlington, Texas	1:00 p.m./ESPN
------------------------------	--------------------------------	------------------	----------------

Rose Bowl Game, presented by Northwestern Mutual	USC vs. Penn State	Pasadena, Calif.	5:00 p.m./ESPN
--	--------------------	------------------	----------------

Allstate Sugar Bowl	Auburn vs. Oklahoma	New Orleans, La.	8:30 p.m./ESPN
---------------------	---------------------	------------------	----------------

MONDAY, JAN. 9

CFP National Championship	Peach/Fiesta Winners	Tampa, Fla.	8:30 p.m./ESPN
---------------------------	----------------------	-------------	----------------

NOTE: All times Eastern

The Prime Minister's Trophy

The Prime Minister's Trophy, the symbol of the Popeyes Bahamas Bowl championship, is presented to the winning team after the game each year. It is a unique creation that represents the Commonwealth of the Bahamas in several ways.

Bahamas Prime Minister the Rt. Hon. Perry G. Christie helped present the 2015 championship trophy to Western Michigan, and to honor the country's highest-elected office, the trophy was renamed The Prime Minister's Trophy by the Popeyes Bahamas Bowl in 2016.

Designed and manufactured by Levy Marketing & Awards of Tampa, Florida in consultation with the bowl's staff, the Popeyes Bahamas Bowl championship trophy stands 30 inches tall and weighs nearly 30 pounds.

The trophy has a tan Corian base that represents the sand and a pair of turquoise portions that represent the water. The trophy is mounted on black wood with black wood pillars used to support the football at the top of the trophy.

A conch shell, one of the main symbols of the Bahamas, is in the center of the base, and acrylic laser-cut palm trees adorn both sides of the pillars.

The Popeyes Bahamas Bowl logo is rendered in acrylic and mounted halfway up the trophy's center.

The bowl also awards distinctive Offensive Player of the Game and Defensive Player of the Game trophies.



Popeyes Bahamas Bowl Advisory Committee

The Popeyes Bahamas Bowl Advisory Committee, made up of Bahamian business leaders, works with the bowl staff year-round to help promote the game and lend assistance where needed.

Tashena Adams - Airport Operations Manager, Nassau Airport Development Co.

Brian Adderley - The Valley Boys

Bill Coteron - VP/GM Conference Services, Atlantis

Ed Fields - Senior Vice President of Public Relations, Atlantis

David Hazarian - Regional Security Officer, United States Embassy

Hon. Dr. Daniel Johnson - Bahamas Minister of Youth, Sports & Culture

Howard C. Karawan - President and Managing Director, Atlantis

Mark Knowles - Three-time tennis Grand Slam doubles champion

Alexandra Maillis-Lynch - President, Ranfurly Homes for Children

Lynden Maycock - Chairman, National Sports Authority

Hector Muñoz - Chief Marketing Officer – U.S., Popeyes Louisiana Kitchen

Alfred Sears, Esq. - Attorney, Queen's Counsel

Terry Tsavoussis - Aetos Holdings

Karla Wells-Lisgaris - Caribbean Bottling Co.

Hon. Obediah H. Wilcombe, MP - Bahamas Minister of Tourism

POPEYES BAHAMAS BOWL RECORD BOOK

Game Date	Score	Attendance	Weather	Players of the Game
Dec. 24, 2014	WKU 49, Central Michigan 48	13,667	Mostly Cloudy 79°	QB Brandon Doughty, WKU (offense) DE Derik Overstreet, WKU (defense)
Dec. 24, 2015	Western Michigan 45, Middle Tennessee 31	13,123	Mostly Cloudy 81°	RB Jamauri Bogan, Western Michigan (offense) LB Grant DePalma, Western Michigan (defense)

INDIVIDUAL

RUSHING

Most Rushing Attempts

- 19-Jamauri Bogan, Western Michigan 2015 (215 yards)
- 14-Anthony Wales, WKU 2014 (95 yards)
- 13-Leon Allen, WKU 2014 (52 yards)
- 10-Shane Tucker, Middle Tennessee 2015 (30 yards)
- 9-Martez Walker, Central Michigan 2014 (68 yards)
- 9-Brent Stockstill, Middle Tennessee 2015 (22 yards)

Most Rushing Yards

- 215-Jamauri Bogan, Western Michigan 2015 (19 attempts)
- 95-Anthony Wales, WKU 2014 (14 attempts)
- 61-Richie James, Middle Tennessee 2015 (2 attempts)
- 52-Leon Allen, WKU 2014 (13 attempts)
- 36-Jarvion Franklin, Western Michigan 2015 (7 attempts)

Most Rushing Yards in a Half

- 152-Jamauri Bogan, Western Michigan 2015 (17 attempts, second half)

Most Rushing Yards - Quarterback

- 26-Cooper Rush, Central Michigan 2014 (8 attempts)
- 22-Brent Stockstill, Middle Tennessee 2015 (9 attempts)
- 10-Tom Flacco, Western Michigan 2015 (2 attempts)
- 4-Brandon Doughty, WKU 2014 (2 attempts)
- 4-Zach Terrell, Western Michigan 2015 (3 attempts)

Highest Rushing Yard Average Per Attempt (min. 10 attempts)

- 11.3-Jamauri Bogan, Western Michigan 2015 (19 for 215)
- 6.8-Anthony Wales, WKU 2014 (14 for 95)
- 4.0-Leon Allen, WKU 2014 (13 for 52)
- 3.0-Shane Tucker, Middle Tennessee 2015 (10 for 30)

Most Touchdowns Rushing

- 4-Jamauri Bogan, Western Michigan 2015
- 1-Leon Allen, WKU 2014
- 1-Anthony Wales, WKU 2014
- 1-Richie James, Middle Tennessee 2015

PASSING

Most Pass Attempts

- 45-Cooper Rush, Central Michigan 2014 (28-45-1, 493 yards, 7 TD)
- 42-Brandon Doughty, WKU 2014 (31-42-0, 486 yards, 5 TD)
- 39-Brent Stockstill, Middle Tennessee 2015 (26-39-1, 327 yards, 3 TD)
- 26-Zach Terrell, Western Michigan 2015 (18-26-1, 297 yards, 2 TD)
- 1-Tom Flacco, Western Michigan 2015 (1-1-0, 34 yards, 0 TD)

Most Pass Attempts without an Interception

- 42-Brandon Doughty, WKU 2014

Most Pass Completions

- 31-Brandon Doughty, WKU 2014 (31-42-0, 486 yards, 5 TD)
- 28-Cooper Rush, Central Michigan 2014 (28-45-1, 493 yards, 7 TD)
- 26-Brent Stockstill, Middle Tennessee 2015 (26-39-1, 327 yards, 3 TD)
- 18-Zach Terrell, Western Michigan 2015 (18-26-1, 297 yards, 2 TD)
- 1-Tom Flacco, Western Michigan 2015 (1-1-0, 34 yards, 0 TD)

Most Consecutive Completions

- 7-Brandon Doughty, WKU 2014
- 7-Brent Stockstill, Middle Tennessee 2015

Most Passing Yards

- 493-Cooper Rush, Central Michigan 2014 (28-45-1, 7 TD)
- 486-Brandon Doughty, WKU 2014 (31-42-0, 5 TD)
- 327-Brent Stockstill, Middle Tennessee 2015 (26-39-1, 3 TD)
- 297-Zach Terrell, Western Michigan 2015 (18-26-1, 2 TD)
- 34-Tom Flacco, Western Michigan 2015 (1-1-0, 0 TD)

Most Passing Yards in a Half

- 350-Brandon Doughty, WKU 2014 (22-30-0, 5 TD; first half)

Most Passing Yards in a Quarter

- 255-Cooper Rush, Central Michigan 2014 (13-17-0, 5 TD, fourth quarter) - *NCAA bowl record*

Most Touchdown Passes

- 7-Cooper Rush, Central Michigan 2014 - *NCAA bowl record*
- 5-Brandon Doughty, WKU 2014
- 3-Brent Stockstill, Middle Tennessee 2015
- 2-Zach Terrell, Western Michigan 2015

Highest Completion Percentage (minimum 20 attempts)

- 73.8-Brandon Doughty, WKU 2014 (31 of 42)
- 69.2-Zach Terrell, Western Michigan 2015 (18 of 26)
- 66.7-Brent Stockstill, Middle Tennessee 2015 (26 of 39)
- 62.2-Cooper Rush, Central Michigan 2014 (28 of 45)

Most Interceptions

- 1-Cooper Rush, Central Michigan 2014
- 1-Brent Stockstill, Middle Tennessee 2015
- 1-Zach Terrell, Western Michigan 2015

RECEIVING

Most Receptions

- 8-Corey Davis, Western Michigan 2015 (183 yards, 1 TD)
- 8-Richie James, Middle Tennessee 2015 (126 yards, 2 TD)
- 6-Titus Davis, Central Michigan 2014 (137 yards, 4 TD)
- 5-Willie McNeal, WKU 2014 (155 yards, 1 TD)
- 5-Daniel Braverman, Western Michigan 2015 (101 yards, 1 TD)
- 5-Ed Batties, Middle Tennessee 2015 (88 yards, 0 TD)
- 5-Jared Dangerfield, WKU 2014 (87 yards, 1 TD)
- 5-Leon Allen, WKU 2014 (45 yards, 0 TD)

Most Receiving Yards

- 183-Corey Davis, Western Michigan 2015 (8 receptions, 1 TD)
- 155-Willie McNeal, WKU 2014 (5 receptions, 1 TD)
- 137-Titus Davis, Central Michigan 2014 (6 receptions, 4 TD)
- 126-Richie James, Middle Tennessee 2015 (8 receptions, 2 TD)
- 109-Jesse Kroll, Central Michigan 2014 (4 receptions, 0 TD)

Most Receiving Yards in a Half

- 184-Corey Davis, Western Michigan 2015 (7 receptions, first half)

Most Touchdowns Receiving

- 4-Titus Davis, Central Michigan 2014 (6 receptions, 137 yards) - *tied NCAA bowl record*
- 2-Richie James, Middle Tennessee 2015 (8 receptions, 126 yards)
- 2-Courtney Williams, Central Michigan 2014 (3 receptions, 70 yards)

Highest Average Per Reception (minimum 3 receptions)

- 31.0-Willie McNeal, WKU 2014 (5 receptions, 155 yards)
- 27.3-Jesse Kroll, Central Michigan 2014 (4 receptions, 109 yards)
- 23.3-Courtney Williams, Central Michigan 2014 (3 receptions, 70 yards)
- 22.9-Corey Davis, Western Michigan 2015 (8 receptions, 183 yards)
- 20.2-Daniel Braverman, Western Michigan 2015 (5 receptions, 101 yards)

POPEYES BAHAMAS BOWL RECORD BOOK

TOTAL OFFENSE**Most Plays**

53-Cooper Rush, Central Michigan 2014 (8 rushes, 45 passes)
 48-Brent Stockstill, Middle Tennessee 2015 (9 rushes, 39 passes)
 44-Brandon Doughty, WKU 2014 (2 rushes, 42 passes)
 29-Zach Terrell, Western Michigan 2015 (3 rushes, 26 passes)
 19-Jamauri Bogan, Western Michigan 2015 (19 rushes, 0 passes)

Most Total Yards

519-Cooper Rush, Central Michigan 2014 (26 rushing, 493 passing)
 490-Brandon Doughty, WKU 2014 (4 rushing, 486 passing)
 349-Brent Stockstill, Middle Tennessee 2015 (22 rushing, 327 passing)
 301-Zach Terrell, Western Michigan 2015 (4 rushing, 297 passing)

Highest Average Per Play (minimum 40 plays)

11.1-Brandon Doughty, WKU 2014 (44 plays, 490 yards)
 9.8-Cooper Rush, Central Michigan 2014 (53 plays, 519 yards)
 7.3-Brent Stockstill, Middle Tennessee 2015 (48 plays, 349 yards)

Most Touchdowns Responsible For (TDs scored and passed for)

7-Cooper Rush, Central Michigan 2014 (7 pass) - *tied NCAA bowl record*
 5-Brandon Doughty, WKU 2014 (5 pass)

4-Titus Davis, Central Michigan 2014 (4 receiving)

4-Jamauri Bogan, Western Michigan 2015 (4 rush)

3-Brent Stockstill, Middle Tennessee 2015 (3 pass)

Most Points Responsible For (Points scored and passed for)

42-Cooper Rush, Central Michigan 2014 (7 passing TD) - *tied NCAA bowl record*
 30-Brandon Doughty, WKU 2014 (5 passing TD)
 24-Titus Davis, Central Michigan 2014 (4 receiving TD)
 24-Jamauri Bogan, Western Michigan 2015 (4 rushing TD)
 18-Brent Stockstill, Middle Tennessee 2015 (3 passing TD)

ALL-PURPOSE YARDS (Yards from rushing, receiving & runbacks)**Most Plays**

19-Jamauri Bogan, Western Michigan 2015 (19 rushing)
 18-Leon Allen, WKU 2014 (13 rushing, 5 receiving)
 15-Anthony Wales, WKU 2014 (14 rushing, 1 receiving)
 13-Shane Tucker, Middle Tennessee 2015 (10 rushing, 3 receiving)
 10-Devon Spalding, Central Michigan 2014 (8 rushing, 2 receiving)
 10-Richie James, Middle Tennessee 2015 (2 rushing, 8 receiving)

Most All-Purpose Yards

215-Jamauri Bogan, Western Michigan 2015 (215 rushing)
 187-Richie James, Middle Tennessee 2015 (61 rushing, 126 receiving)
 183-Corey Davis, Western Michigan 2015 (183 receiving)
 175-Willie McNeal, WKU 2014 (155 receiving, 20 kickoff return)
 149-Ed Batties, Middle Tennessee 2015 (88 receiving, 5 punt return, 56 kickoff return)

Highest Average Per Play (minimum 10 plays)

18.7-Richie James, Middle Tennessee 2015 (187 yards, 10 plays)
 11.3-Jamauri Bogan, Western Michigan 2015 (215 yards, 19 plays)
 7.1-Anthony Wales, WKU 2014 (107 yards, 15 plays)
 5.4-Leon Allen, WKU 2014 (97 yards, 18 plays)
 2.9-Devon Spalding, Central Michigan 2014 (29 yards, 10 plays)

TANDEM YARDS (Yardage from rushing and receiving)**Most Plays**

19-Jamauri Bogan, Western Michigan 2015 (215 rushing yards)
 18-Leon Allen, WKU 2014 (52 rush yards, 45 receiving yards)
 15-Anthony Wales, WKU 2014 (95 rush yards, 12 receiving yards)
 13-Shane Tucker, Middle Tennessee 2015 (30 rushing yards, 7 receiving yards)
 10-Devon Spalding, Central Michigan 2014 (12 rushing yards, 17 receiving yards)
 10-Richie James, Middle Tennessee 2015 (61 rushing yards, 126 receiving yards)

Most Tandem Yards

215-Jamauri Bogan, Western Michigan 2015 (19 rush)
 187-Richie James, Middle Tennessee 2015 (2 rush, 8 receiving)
 183-Corey Davis, Western Michigan 2015 (8 receiving)
 107-Anthony Wales, WKU 2014 (14 rush, 1 receiving)
 101-Daniel Braverman, Western Michigan 2015 (5 receiving)

Highest Average Per Play (minimum 10 plays)

18.7-Richie James, Middle Tennessee 2015 (10 plays, 187 yards)
 11.3-Jamauri Bogan, Western Michigan 2015 (19 plays, 215 yards)
 7.1-Anthony Wales, WKU 2014 (15 plays, 107 yards)
 5.4-Leon Allen, WKU 2014 (18 plays, 97 yards)
 2.9-Devon Spalding, Central Michigan 2014 (10 plays, 29 yards)

SCORING**Most Points Scored - Non-Kicker**

24-Titus Davis, Central Michigan 2014 (4 receiving TD)
 24-Jamauri Bogan, Western Michigan 2015 (4 rushing TD)
 18-Richie James, Middle Tennessee 2015 (1 rushing TD, 2 receiving TD)
 12-Courtney Williams, Central Michigan 2014 (2 receiving TD)

Most Points - Kicker

9-Andrew Haldeman, Western Michigan 2015 (1 FG, 6 PAT)
 7-Cody Clark, Middle Tennessee 2015 (1 FG, 4 PAT)

6-Brian Eavey, Central Michigan 2014 (6 PAT)

6-Garrett Schwettman, WKU 2014 (6 PAT)

Most Points Rushing

24-Jamauri Bogan, Western Michigan 2015

6-Leon Allen, WKU 2014

6-Anthony Wales, WKU 2014

6-Richie James, Middle Tennessee 2015

Most Points Receiving

24-Titus Davis, Central Michigan 2014

12-Courtney Williams, Central Michigan 2014

12-Richie James, Middle Tennessee 2015

Most Touchdowns

4-Titus Davis, Central Michigan 2014 (4 receiving TD)

4-Jamauri Bogan, Western Michigan 2015 (4 rushing TD)

3-Richie James, Middle Tennessee 2015 (1 rushing TD, 2 receiving TD)

2-Courtney Williams, Central Michigan 2014 (2 receiving TD)

FIELD GOALS/EXTRA POINTS**Most Field Goals**

1-Cody Clark, Middle Tennessee 2015 (23 yards)

1-Andrew Haldeman, Western Michigan 2015 (47 yards)

Most Field Goal Attempts

2-Andrew Haldeman, Western Michigan 2015 (30, miss; 47, good)

1-Garrett Schwettman, WKU 2014 (36, miss)

1-Cody Clark, Middle Tennessee 2015 (23, good)

Longest Field Goal

47-Andrew Haldeman, Western Michigan 2015

23-Cody Clark, Middle Tennessee 2015

Longest Field Goal Attempt

47-Andrew Haldeman, Western Michigan 2015 (made)

36-Garrett Schwettman, WKU 2014 (missed)

30-Andrew Haldeman, Western Michigan 2015 (missed)

23-Cody Clark, Middle Tennessee 2015 (made)

Most Extra-Point Kick Attempts

6-Brian Eavey, Central Michigan 2014 (6 made)

6-Garrett Schwettman, WKU 2014 (6 made)

6-Andrew Haldeman, Western Michigan 2015 (6 made)

4-Cody Clark, Middle Tennessee 2015 (4 made)

Most Extra Point Kicks Made

6-Brian Eavey, Central Michigan 2014 (6 attempts)

6-Garrett Schwettman, WKU 2014 (6 attempts)

6-Andrew Haldeman, Western Michigan 2015 (6 attempts)

4-Cody Clark, Middle Tennessee 2015 (4 made)

Most Two-Point Conversions

Has not occurred

Most Two-Point Conversion Attempts

1-Cooper Rush, Central Michigan 2014 (pass attempt failed)

POPEYES BAHAMAS BOWL RECORD BOOK

PUNTING**Most Punts**

- 5-Matt Bonadies, Middle Tennessee 2015 (224 yards, 44.8 average)
- 4-Ron Coluzzi, Central Michigan 2014 (77 yards, 19.2 average)
- 4-J. Schroeder, Western Michigan 2015 (122 yards, 30.5 average)
- 3-Joseph Occhipinti, WKU 2014 (84 yards, 28.0 average)

Longest Punt

- 52-Matt Bonadies, Middle Tennessee 2015
- 48-Matt Bonadies, Middle Tennessee 2015
- 46-Matt Bonadies, Middle Tennessee 2015
- 43-Matt Bonadies, Middle Tennessee 2015
- 41-Joseph Occhipinti, WKU 2014

Highest Punting Average (minimum 3 punts)

- 44.8-Matt Bonadies, Middle Tennessee 2015 (5 punts, 224 yards)
- 30.5-J. Schroeder, Western Michigan 2015 (4 punts, 122 yards)
- 28.0-Joseph Occhipinti, WKU 2014 (3 punts, 84 yards)
- 19.2-Ron Coluzzi, Central Michigan 2014 (4 punts, 77 yards)

PUNT RETURNS**Most Punt Returns**

- 2-Ed Batties, Middle Tennessee 2015 (5 yards)
- 1-Daniel Braverman, Western Michigan 2015 (4 yards)

Most Punt Return Yards

- 5-Ed Batties, Middle Tennessee 2015 (2 returns)
- 4-Daniel Braverman, Western Michigan 2015 (1 return)

Highest Punt Return Average (minimum 2 returns)

- 2.5-Ed Batties, Middle Tennessee 2015 (2 returns, 5 yards)

Punt Returns for Touchdowns

Has not occurred

KICK RETURNS**Most Kickoff Returns**

- 4-Darius Phillips, Western Michigan 2015 (88 yards)
- 2-Ed Batties, Middle Tennessee 2015 (56 yards)
- 2-Amari Coleman, Central Michigan 2014 (33 yards)
- 2-Courtney Williams, Central Michigan 2014 (28 yards)

Most Kickoff Return Yards

- 88-Darius Phillips, Western Michigan 2015 (4 returns)
- 56-Ed Batties, Middle Tennessee 2015 (2 returns)
- 33-Amari Coleman, Central Michigan 2014 (2 returns)
- 28-Courtney Williams, Central Michigan 2014 (2 returns)
- 23-Jamar Simpkins, Western Michigan 2015 (1 return)

Highest Kickoff Return Average (minimum 2 returns)

- 28.0-Ed Batties, Middle Tennessee 2015 (2 returns, 56 yards)
- 22.0-Darius Phillips, Western Michigan 2015 (4 returns, 88 yards)
- 16.5-Amari Coleman, Central Michigan 2014 (2 returns, 33 yards)
- 14.0-Courtney Williams, Central Michigan 2014 (2 returns, 28 yards)

Kickoff Returned for Touchdowns

Has not occurred

LONGEST PLAYS**Longest Rush**

- 62t-Jamauri Bogan, Western Michigan 2015
- 61-Jamauri Bogan, Western Michigan 2015
- 46t-Jamauri Bogan, Western Michigan 2015
- 46t-Richie James, Middle Tennessee 2015
- 30-Anthony Wales, WKU 2014

Longest Rushing Touchdown

- 62t-Jamauri Bogan, Western Michigan 2015
- 46t-Jamauri Bogan, Western Michigan 2015
- 46t-Richie James, Middle Tennessee 2015
- 21t-Anthony Wales, WKU 2014

Longest Pass

- 80t-Zach Terrell to Corey Davis, Western Michigan 2015
- 75t-Cooper Rush to Jesse Kroll (47 yards), lateral to Deon Butler (11 yards), lateral to Courtney Williams (2 yards) and lateral to Titus Davis (15 yards), Central Michigan 2014
- 68t-Zach Terrell to Daniel Braverman, Western Michigan 2015
- 55t-Brandon Doughty to Willie McNeal, WKU 2014
- 52-Brandon Doughty to Willie McNeal, WKU 2014

Longest Passing Touchdown

- 80t-Zach Terrell to Corey Davis, Western Michigan 2015
- 75t-Cooper Rush to Jesse Kroll (47 yards), lateral to Deon Butler (11 yards), lateral to Courtney Williams (2 yards) and lateral to Titus Davis (15 yards), Central Michigan 2014
- 68t-Zach Terrell to Daniel Braverman, Western Michigan 2015
- 55t-Brandon Doughty to Willie McNeal, WKU 2014
- 44t-Brent Stockstill to Richie James, Middle Tennessee 2015

Longest Punt Returns

- 5-Ed Batties, Middle Tennessee 2015
- 4-Daniel Braverman, Western Michigan 2015

Longest Kickoff Returns

- 32-Ed Batties, Middle Tennessee 2015
- 29-Darius Phillips, Western Michigan 2015
- 28-Darius Phillips, Western Michigan 2015
- 24-Ed Batties, Middle Tennessee 2015
- 23-Jamar Simpkins, Western Michigan 2015

Longest Interception Returns

- 29-Rontavious Atkins, Western Michigan 2015
- 16-Cam Thomas, WKU 2014

Longest Fumble Returns

- 27-Tony Annese, Central Michigan 2014
- 1-Darius Phillips, Western Michigan 2015

DEFENSE**Most Total Tackles**

- 12-Grant DePalma, Western Michigan 2015
- 10-Justin Cherocci, Central Michigan 2014
- 9-Tony Annese, Central Michigan 2014
- 8-Nick Holt, WKU 2014

Most Solo Tackles

- 5-Daeshawn Bertram, WKU 2014
- 5-Rontavious Atkins, Western Michigan 2015
- 5-Grant DePalma, Western Michigan 2015
- 5-Jamarcus Howard, Middle Tennessee 2015

Most Assisted Tackles

- 7-Grant DePalma, Western Michigan 2015
- 6-Tony Annese, Central Michigan 2014
- 6-Justin Cherocci, Central Michigan 2014
- 6-Brandon Lesten, WKU 2014

Most Tackles for Loss

- 2.5-Derik Overstreet, WKU 2014 (-14 yards)
- 2-Cleveland Smith, Western Michigan 2015 (-2 yards)
- 1.5-Dejon Brown, WKU 2014 (-4 yards)
- 1.5-Gavin Rocker, WKU 2014 (-4 yards)
- 1.5-Keion Adams, Western Michigan 2015 (-10 yards)

Most Quarterback Sacks

- 2-Derik Overstreet, WKU 2014 (-13 yards)
- 1-Six players

Most Pass Breakups

- 4-Wonderful Terry, WKU 2014
- 2-Ronald Zamort, Western Michigan 2015
- 1-12 players

POPEYES BAHAMAS BOWL RECORD BOOK

Most Interceptions

- 1-Cam Thomas, WKU 2014 (16 yards)
- 1-Justin Akins, Middle Tennessee 2015 (0 yards)
- 1-Rontavious Atkins, Western Michigan 2015 (29 yards)

Interceptions Returned for Touchdowns

Has not occurred

Most Fumbles Forced

- 1-Joe Ostman, Central Michigan 2014
- 1-Tanner Reaves, WKU 2014
- 1-Darius Phillips, Western Michigan 2015
- 1-DJ Sanders, Middle Tennessee 2015

Most Fumbles Recovered

- 1-Tony Annese, Central Michigan 2014 (27 yards)
- 1-Justin Cherocci, Central Michigan 2014 (0 yards)
- 1-Darius Phillips, Western Michigan 2015 (1 yard)

Fumbles Returned for Touchdowns

Has not occurred

HALFTIME**Most Yards Rushing**

- 63-Jamauri Bogan, Western Michigan 2015 (2 attempts)

Most Yards Passing

- 305-Brandon Doughty, WKU 2014 (22-28-0, 5 TD)

Most Pass Completions

- 22-Brandon Doughty, WKU 2014 (28 attempts)

Most Pass Receptions

- 7-Corey Davis, Western Michigan 2015 (184 yards)

Most Receiving Yards

- 184-Corey Davis, Western Michigan 2015 (7 receptions)

Most Total Offense

- 353-Brandon Doughty, WKU 2014 (3 rushing, 350 passing)

MILESTONE GAMES**100-Yard Rushing Games**

- 215-Jamauri Bogan, Western Michigan 2015 (19 attempts, 4 TD)

100-Yard Receiving Games

- 183-Corey Davis, Western Michigan 2015 (8 receptions, 1 TD)
 - 155-Willie McNeal, WKU 2014 (5 receptions, 1 TD)
 - 137-Titus Davis, Central Michigan 2014 (4 receptions, 4 TD)
 - 126-Richie James, Middle Tennessee 2015 (8 receptions, 2 TD)
 - 109-Jesse Kroll, Central Michigan 2014 (4 receptions)
 - 101-Daniel Braverman, Western Michigan 2015 (5 receptions, TD)
- 300-Yard Passing Games**
- 493-Cooper Rush, Central Michigan 2014 (28-45-1, 7 TD)
 - 486-Brandon Doughty, WKU 2014 (31-42-0, 5 TD)
 - 327-Brent Stockstill, Middle Tennessee 2015 (26-39-1, 3 TD)

TEAM**SCORING****Most Points Scored**

- 49-WKU 2014
- 48-Central Michigan 2014
- 45-Western Michigan 2015
- 31-Middle Tennessee 2015

Most Points Scored – Half

- 42-WKU 2014 (first half)
- 34-Central Michigan 2014 (second half)
- 28-Western Michigan 2015 (second half)

Most Points Scored – 1st Quarter

- 21-WKU 2014
- 17-Middle Tennessee 2015
- 17-Western Michigan 2015

Most Points Scored – 2nd Quarter

- 21-WKU 2014
- 7-Central Michigan 2014

Most Points Scored – 3rd Quarter

- 7-WKU 2014
- 7-Middle Tennessee 2015
- 7-Western Michigan 2015

Most Points Scored – 4th Quarter

- 34-Central Michigan 2014
- 21-Western Michigan 2015

Most Consecutive Points Scored

- 34-Central Michigan 2014 (11:37-0:00 4th quarter)
- 21-Western Michigan 2015 (8:07 1st quarter-10:03 2nd quarter)
- 21-Western Michigan 2015 (0:41 2nd quarter-8:55 3rd quarter)

Most Touchdowns

- 7-WKU 2014
- 7-Central Michigan 2014
- 6-Western Michigan 2015
- 4-Middle Tennessee 2015

Largest Deficit Overcome to Win

- 7-Western Michigan 2015

FIRST DOWNS**Most First Downs**

- 30-WKU 2014
- 28-Central Michigan 2014
- 18-Middle Tennessee 2015
- 18-Western Michigan 2015

Most Rushing First Downs

- 10-Western Michigan 2015
- 7-Middle Tennessee 2015
- 6-Central Michigan 2014
- 6-WKU 2014

Most Passing First Downs

- 22-WKU 2014
- 20-Central Michigan 2014
- 11-Middle Tennessee 2015
- 8-Western Michigan 2015

Most First Downs by Penalty

- 2-Central Michigan 2014
- 2-WKU 2014

RUSHING**Most Attempts**

- 41-Western Michigan 2015
- 32-WKU 2014
- 29-Central Michigan 2014
- 26-Middle Tennessee 2015

Most Net Rushing Yards

- 282-Western Michigan 2015
- 161-WKU 2014
- 115-Middle Tennessee 2015
- 114-Central Michigan 2014

Most Rushing Yards in a Half

- 183-Western Michigan 2015 (second half)
- 99-Western Michigan 2015 (first half)
- 92-Middle Tennessee 2015 (first half)
- 91-WKU 2014 (first half)
- 70-WKU 2014 (second half)

Highest Average Per Rush

- 6.9-Western Michigan 2015 (41 for 282)
- 5.0-WKU 2014 (32 for 161)
- 4.4-Middle Tennessee 2015 (29 for 115)
- 3.9-Central Michigan 2014 (29 for 114)

POPEYES BAHAMAS BOWL RECORD BOOK

Most Touchdowns Rushing

4-Western Michigan 2015
2-WKU 2014
1-Middle Tennessee 2015

PASSING/RECEIVING**Most Pass Attempts**

45-Central Michigan 2014
42-WKU 2014
39-Middle Tennessee 2015
27-Western Michigan 2015

Most Pass Completions

31-WKU 2014
28-Central Michigan 2014
26-Middle Tennessee 2015
19-Western Michigan 2015

Most Net Passing Yards

493-Central Michigan 2014
486-WKU 2014
331-Western Michigan 2015
327-Middle Tennessee 2015

Most Net Passing Yards in a Half

350-WKU 2014 (first half)
291-Central Michigan 2014 (second half)
233-Western Michigan 2015 (first half)
203-Central Michigan 2014 (first half)
198-Middle Tennessee 2015 (first half)

Most Touchdown Passes

7-Central Michigan 2014 - *NCAA bowl record*
5-WKU 2014
3-Middle Tennessee 2015
2-Western Michigan 2015

Highest Completion Percentage (minimum 20 attempts)

73.8-WKU 2014 (31 of 42)
70.4-Western Michigan 2015 (19 of 27)
66.7-Middle Tennessee 2015 (26 of 39)
62.2-Central Michigan 2014 (28 of 45)

Highest Average Per Attempt

12.3-Western Michigan 2015 (27 for 331)
11.6-WKU 2014 (42 for 486)
11.0-Central Michigan 2014 (45 for 493)
8.4-Middle Tennessee 2015 (39 for 327)

Highest Average Per Completion

17.6-Central Michigan 2014 (28 for 493)
17.4-Western Michigan 2015 (19 for 331)
15.7-WKU 2014 (31 for 486)
12.6-Middle Tennessee 2015 (26 for 327)

Most Interceptions

1-Central Michigan 2014
1-Middle Tennessee 2015
1-Western Michigan 2015

TOTAL OFFENSE**Most Plays**

74-Central Michigan 2014
74-WKU 2014
68-Western Michigan 2015
65-Middle Tennessee 2015

Most Total Yards

647-WKU 2014
613-Western Michigan 2015
607-Central Michigan 2014
442-Middle Tennessee 2015

Highest Average Per Play

9.0-Western Michigan 2015 (68 for 613)
8.7-WKU 2014 (74 for 647)
8.2-Central Michigan 2014 (74 for 607)
6.8-Middle Tennessee 2015 (65 for 442)

FUMBLES**Most Fumbles**

3-WKU 2014
2-Western Michigan 2015
1-Central Michigan 2014
1-Middle Tennessee 2015

Most Fumbles Lost

2-WKU 2014
1-Middle Tennessee 2015

PENALTIES**Most Penalties**

9-WKU 2014
9-Western Michigan 2015
8-Central Michigan 2014
5-Middle Tennessee 2015

Most Penalty Yards

105-WKU 2014
77-Central Michigan 2014
62-Western Michigan 2015
40-Middle Tennessee 2015

PUNTING**Most Punts**

5-Middle Tennessee 2015
4-Central Michigan 2014
4-Western Michigan 2015
3-WKU 2014

Most Punting Yards

224-Middle Tennessee 2015
122-Western Michigan 2015
84-WKU 2014
77-Central Michigan 2014

Highest Punting Average

44.8-Middle Tennessee 2015 (5 for 224)
30.5-Western Michigan 2015 (4 for 122)
28.0-WKU 2014 (3 for 84)
19.2-Central Michigan 2015 (4 for 77)

Highest Net Punting Average

40.0-Middle Tennessee 2015
29.3-Western Michigan 2015
28.0-WKU 2014
19.3-Central Michigan 2014

Most Punts Inside the 20

2-Middle Tennessee 2015
1-Western Michigan 2015

PUNT RETURNS**Most Punt Returns**

2-Middle Tennessee 2015
1-Western Michigan 2015

Most Punt Return Yards

5-Middle Tennessee 2015
4-Western Michigan 2015

Highest Punt Return Average

4.0-Western Michigan 2015 (1 for 4)
2.5-Middle Tennessee 2015 (2 for 5)

POPEYES BAHAMAS BOWL RECORD BOOK

Punt Returns for Touchdowns

Has not occurred

KICK RETURNS**Most Kickoff Returns**

5-Western Michigan 2015

4-Central Michigan 2014

2-Middle Tennessee 2015

1-WKU 2014

Most Kickoff Return Yards

111-Western Michigan 2015

61-Central Michigan 2014

56-Middle Tennessee 2015

20-WKU 2014

Highest Kickoff Return Average

28.0-Middle Tennessee 2015 (2 for 56)

22.2-Western Michigan 2015 (5 for 111)

20.0-WKU 2014 (1 for 20)

15.3-Central Michigan 2014 (4 for 61)

Kickoff Returned for Touchdowns

Has not occurred

INTERCEPTIONS**Most Interceptions**

1-WKU 2014

1-Middle Tennessee 2015

1-Western Michigan 2015

Most Interception Return Yards

29-Western Michigan 2015

16-WKU 2014

Interceptions Returned for Touchdowns

Has not occurred

FUMBLES (DEFENSE)**Most Fumbles Forced**

1-Central Michigan 2014

1-WKU 2014

1-Middle Tennessee 2015

1-Western Michigan 2015

Most Fumbles Recovered

2-Central Michigan 2014

1-Western Michigan 2015

Most Fumbles Returned

2-Central Michigan 2014

1-Western Michigan 2015

Most Fumble Return Yardage

27-Central Michigan 2014

1-Western Michigan 2015

Fumbles Returned for Touchdowns

Has not occurred

TIME OF POSSESSION**Most Time of Possession**

34:48-Western Michigan 2015

32:51-Central Michigan 2014

27:09-WKU 2014

25:12-Middle Tennessee 2015

THIRD-DOWN CONVERSIONS**Most Third-Down Conversions**

8-WKU 2014 (12 attempts)

6-Central Michigan 2014 (12 attempts)

5-Middle Tennessee 2015 (14 attempts)

3-Western Michigan 2015 (12 attempts)

Most Third-Down Conversion Attempts

14-Middle Tennessee 2015 (5 made)

12-Central Michigan 2014 (6 made)

12-WKU 2014 (8 made)

12-Western Michigan 2015 (3 made)

FOURTH-DOWN CONVERSIONS**Most Fourth-Down Conversions**

1-Central Michigan 2014 (2 attempts)

1-WKU 2014 (1 attempt)

1-Western Michigan 2015 (1 attempt)

Most Fourth-Down Conversion Attempts

2-Central Michigan 2014 (1 made)

2-Middle Tennessee 2015 (0 made)

1-WKU 2014 (1 made)

1-Western Michigan 2015 (1 made)

FIELD GOALS/EXTRA POINTS**Most Field Goals**

1-Middle Tennessee 2015

1-Western Michigan 2015

Most Field Goal Attempts

2-Western Michigan 2015

1-WKU 2014

1-Middle Tennessee 2015

Most Extra-Point Kick Attempts

7-WKU 2014

6-Central Michigan 2014

6-Western Michigan 2015

4-Middle Tennessee 2015

Most Extra Point Kicks Made

7-WKU 2014

6-Central Michigan 2014

6-Western Michigan 2015

4-Middle Tennessee 2015

Most Two-Point Conversions

Has not occurred

Most Two-Point Conversion Attempts

1-Central Michigan 2014

DEFENSE**Most Total Tackles**

76-Middle Tennessee 2015

74-WKU 2014

69-Central Michigan 2014

66-Western Michigan 2015

Most Solo Tackles

40-Middle Tennessee 2015

39-Central Michigan 2014

38-Western Michigan 2015

32-WKU 2014

Most Assisted Tackles

42-WKU 2014

36-Middle Tennessee 2015

30-Central Michigan 2014

28-Western Michigan 2015

POPEYES BAHAMAS BOWL RECORD BOOK

Most Tackles for Loss

8-WKU 2014
 6-Western Michigan 2015
 4-Middle Tennessee 2015
 3-Central Michigan 2014
Most Tackle for Loss Yardage
 27-WKU 2014

22-Western Michigan 2015
 7-Middle Tennessee 2015

Most Quarterback Sacks

4-WKU 2014
 3-Western Michigan 2015
 2-Middle Tennessee 2015

Most Sack Yardage

19-WKU 2014
 19-Western Michigan 2015
 5-Middle Tennessee 2015

Most Pass Breakups

6-WKU 2014
 6-Western Michigan 2015
 4-Middle Tennessee 2015
 2-Central Michigan 2014

COMBINED**SCORING****Most Points Scored**

97-WKU 49, Central Michigan 48 2014

Most Points Scored – Half

56-WKU 42, Central Michigan 14 2014 (first half)

Most Points Scored – First Quarter

34-Middle Tennessee 17, Western Michigan 17 2015

Most Points Scored – Second Quarter

28-WKU 21, Central Michigan 7 2014

Most Points Scored – Third Quarter

14-Middle Tennessee 7, Western Michigan 7 2015

Most Points Scored – Fourth Quarter

34-Central Michigan 34, WKU 0 2014

Most Touchdowns

14-WKU 7, Central Michigan 7 2014

FIRST DOWNS**Most First Downs**

58-WKU 30, Central Michigan 28 2014

Most Rushing First Downs

17-Western Michigan 10, Middle Tennessee 7 2015

Most Passing First Downs

42-WKU 22, Central Michigan 20 2014

Most First Downs by Penalty

4-Central Michigan 2, WKU 2 2014

RUSHING**Most Attempts**

67-Western Michigan 41, Middle Tennessee 26 2015

Most Net Rushing Yards

397-Western Michigan 282, Middle Tennessee 115

Most Rushing Yards in a Half

206-Western Michigan 183, Middle Tennessee 23 2015 (second half)

Most Touchdowns Rushing

5-Western Michigan 4, Middle Tennessee 1 2015

PASSING/RECEIVING**Most Pass Attempts**

87-Central Michigan 45, WKU 42 2014

Most Pass Completions

59-WKU 31, Central Michigan 28 2014

Most Net Passing Yards

979-Central Michigan 493, WKU 486 2014 - *NCAA bowl record*

Most Net Passing Yards in a Half

553-WKU 350, Central Michigan 203 2014 (first half)

Most Touchdown Passes

12-Central Michigan 7, WKU 5 2014 - *NCAA bowl record*

Highest Completion Percentage

68.2-45 of 66; Middle Tennessee (26/39), Western Michigan (19/27) 2015

Highest Average Per Attempt

11.3-87 for 979; WKU (42-486), Central Michigan (45-493) 2014

Highest Average Per Completion

16.6-59 for 979; Central Michigan (28-493), WKU (31-486) 2014

Most Interceptions

2-Middle Tennessee 1, Western Michigan 1 2015

TOTAL OFFENSE**Most Plays**

148-Central Michigan 74, WKU 74 2014

Most Total Yards

1254-WKU 647, Central Michigan 607 2014

Highest Average Per Play

8.5-148 for 1254; WKU (74-647), Central Michigan (74-607) 2014

FUMBLES**Most Fumbles**

4-WKU 3, Central Michigan 1 2014

Most Fumbles Lost

2-WKU 2, Central Michigan 0 2014

PENALTIES**Most Penalties**

17-WKU 9, Central Michigan 8 2014

Most Penalty Yards

182-WKU 105, Central Michigan 77 2014

PUNTING**Most Punts**

9-Middle Tennessee 5, Western Michigan 4 2015

Most Punting Yards

346-Middle Tennessee 224, Western Michigan 122 2015

Highest Punting Average

38.4-9 for 346; Middle Tennessee (5-224), Western Michigan (4-122) 2015

Most Punts Inside the 20

3-Middle Tennessee 2, Western Michigan 1 2015

PUNT RETURNS**Most Punt Returns**

3-Middle Tennessee 2, Western Michigan 1 2015

Most Punt Return Yards

9-Middle Tennessee 5, Western Michigan 4 2015

Highest Punt Return Average

3.0-3 for 9; Middle Tennessee (2-5), Western Michigan (1-4) 2015

Punt Returns for Touchdowns

Has not occurred

KICK RETURNS**Most Kickoff Returns**

7-Western Michigan 5, Middle Tennessee 2 2015

POPEYES BAHAMAS BOWL RECORD BOOK

Most Kickoff Return Yards

167-Western Michigan 111, Middle Tennessee 56 2015

Highest Kickoff Return Average

23.9-7 for 167; Western Michigan (5-111), Middle Tennessee (2-56) 2015

Kickoff Returned for Touchdowns

Has not occurred

INTERCEPTIONS

Most Interceptions

2-Middle Tennessee 1, Western Michigan 1 2015

Most Interception Return Yards

29-Western Michigan 29, Middle Tennessee 0 2015

Interceptions Returned for Touchdowns

Has not occurred

FUMBLES (DEFENSE)

Most Fumbles Forced

2-Central Michigan 1, WKU 1 2014

2-Middle Tennessee 1, Western Michigan 1 2015

Most Fumbles Recovered

2-Central Michigan 2, WKU 0 2014

Most Fumbles Returned

2-Central Michigan 2, WKU 0 2014

Most Fumble Return Yardage

27-Central Michigan 27, WKU 0 2014

Fumbles Returned for Touchdowns

Has not occurred

THIRD-DOWN CONVERSIONS

Most Third-Down Conversions

14-WKU 8, Central Michigan 6 2014

Most Third-Down Conversion Attempts

26-Middle Tennessee 14, Western Michigan 12 2015

FOURTH-DOWN CONVERSIONS

Most Fourth-Down Conversions

2-Central Michigan 1, WKU 1 2014

Most Fourth-Down Conversion Attempts

3-Central Michigan 2, WKU 1 2014

3-Middle Tennessee 2, Western Michigan 1 2015

FIELD GOALS/EXTRA POINTS

Most Field Goals

2-Middle Tennessee 1, Western Michigan 1 2015

Most Field Goal Attempts

3-Western Michigan 2, Middle Tennessee 1 2015

Most Extra-Point Kick Attempts

13-WKU 7, Central Michigan 6 2014

Most Extra Point Kicks Made

13-WKU 7, Central Michigan 6 2014

Most Two-Point Conversions

Has not occurred

Most Two-Point Conversion Attempts

1-Central Michigan 1, WKU 0 2014

DEFENSE

Most Total Tackles

143-WKU 74, Central Michigan 69 2014

Most Solo Tackles

78-Middle Tennessee 40, Western Michigan 38 2015

Most Assisted Tackles

72-WKU 42, Central Michigan 30 2014

Most Tackles for Loss

11-WKU 8, Central Michigan 3 2014

Most Tackle for Loss Yardage

29-Western Michigan 22, Middle Tennessee 7 2015

Most Quarterback Sacks

5-Western Michigan 3, Middle Tennessee 2 2015

Most Sack Yardage

24-Western Michigan 19, Middle Tennessee 5 2015

Most Pass Breakups

10-Western Michigan 6, Middle Tennessee 4 2015

DRIVES

PLAYS

Most Plays (All Drives)

12-Central Michigan (79 yards, 6:59; TD) 2014

12-WKU (51 yards, 5:17; missed FG) 2014

Fewest Plays (Scoring Drives Only)

1-Central Michigan (80 yards, 0:01; TD) 2014

1-Central Michigan (21 yards, 0:10; TD) 2014

YARDS

Most Yards (All Drives)

85-Western Michigan (2 plays, 1:01; TD) 2015

TIME

Longest Drive Time (All Drives)

6:59-Central Michigan (12 plays, 79 yards, TD) 2014

Shortest Drive Time (Scoring Drives Only)

0:01-Central Michigan (1 plays, 80 yards, TD) 2014



2014 Game Program Cover



2015 Game Program Cover

POPEYES BAHAMAS BOWL RECORD BOOK

BOWL FIRSTS

Coin toss: Central Michigan won the toss and elected to kickoff 2014
Player to touch football: Central Michigan K **Ron Coluzzi** (touchback) 2014
Offensive play: WKU QB **Brandon Doughty** (incomplete pass intended for **Willie McNeal**) 2014
Touchdown/Passing TD: WKU QB **Brandon Doughty** 14-yard pass to WR **Jared Dangerfield** (11:23-1st quarter) 2014
Rushing Touchdown: WKU RB **Leon Allen** 1-yard run (0:04-2nd quarter) 2014
Extra Point: WKU K **Garrett Schwettman** (11:23-1st quarter) 2014
Field Goal: Western Michigan K **Andrew Haldeman** (47 yards; 1:23-1st quarter) 2015
Turnover: WKU's **Cam Thomas** interception of Central Michigan QB **Cooper Rush** pass in the end zone and returned 16 yards (4:41-1st quarter) 2014

CONFERENCE MATCHUP HISTORY

2014: Mid-American Conference (visitor) vs. Conference USA (home)
2015: Conference USA (visitor) vs. Mid-American Conference (home)

NFL DRAFT HISTORY

2015: Round 6, No. 199 overall: Central Michigan NT **Leterrius Walton** (Pittsburgh Steelers)
2016: Round 3, No. 64 overall: Middle Tennessee S **Kevin Byard** (Tennessee Titans); Round 4, No. 110 overall: WKU TE **Tyler Higbee** (Los Angeles Rams); Round 4, No. 121 overall: Western Michigan T **Willie Beavers** (Minnesota Vikings); Round 6, No. 212 overall: Central Michigan S **Kavon Frazier** (Dallas Cowboys); Round 7, No. 223 overall: WKU QB **Brandon Doughty** (Miami Dolphins); Round 7, No. 230 overall: Western Michigan WR **Daniel Braverman** (Chicago Bears); Round 7, No. 249 overall: WKU CB **Prince Charles Iworah** (San Francisco 49ers)

NFL PLAYER HISTORY

(Debut season of players who played in at least one NFL game)
2015: WKU TE **Mitchell Henry** (Denver); Central Michigan NT **Leterrius Walton** (Pittsburgh)
2016: Middle Tennessee S **Kevin Byard** (Tennessee); Central Michigan S **Kavon Frazier** (Dallas); WKU TE **Tyler Higbee** (Los Angeles)

TV/RADIO COVERAGE HISTORY

2014 (ESPN/ESPN Radio)
TV (ESPN): Steve Levy, Lou Holtz and Mark May. **Sideline:** Laura Rutledge
Radio (ESPN Radio): John Brickley and Pete Najarian
2015 (ESPN/Popeyes Bahamas Bowl Radio Network)
TV (ESPN): Steve Levy, Mack Brown and Mark May. **Sideline:** Kaylee Hartung
Radio (PBB Radio Network): Brian Hanni and Rob Best

OFFICIATING CREWS

2014 (American Athletic Conference)
Referee: John McDaid; **Umpire:** Greg Benner; **Center Judge:** Larry Hayes;
Head Linesman: Lyndell Shelton; **Line Judge:** Jeff Cooney; **Field Judge:** Dan Gallagher; **Side Judge:** Mark Windham; **Back Judge:** Jim Downey.
2015 (Mountain West Conference)
Referee: Brandon Cruse; **Umpire:** Richard Podraza; **Center Judge:** Mike Contreras; **Head Linesman:** Doug Moore; **Line Judge:** Derek Anderson; **Field Judge:** Richard Almeroth; **Side Judge:** Tutashinda Salaam; **Back Judge:** Daniel Young; **Alternate:** David Alvarez.

WINNING HEAD COACHES



2014: WKU
Jeff Brohm



2015: Western Michigan
P.J. Fleck

PLAYERS OF THE GAME



2014 (Offense)
QB **Brandon Doughty**
WKU



2014 (Defense)
DE **Derik Overstreet**
WKU



2015 (Offense)
RB **Jamauri Bogan**
Western Michigan



2015 (Defense)
LB **Grant DePalma**
Western Michigan

2014 POPEYES BAHAMAS BOWL: WKU 49, CENTRAL MICHIGAN 48

WKU survived a furious Central Michigan fourth-quarter comeback, which included a 75-yard last-gasp relay play for a touchdown as time expired, but a broken-up 2-point conversion attempt following the improbable TD gave the Hilltoppers a 49-48 victory and the inaugural Popeyes Bahamas Bowl title.

The four-person relay by the Chippewas was an immediate hit on ESPN and social media. The final TD was named the play of the bowl season by ESPN's SportsCenter and was a finalist for a Best Play ESPY.

WKU (8-6) finally put an end to Central Michigan's 34-point fourth quarter with a defensive stop in the back corner of the end zone.

Trailing 49-42 with one second remaining, the Central Michigan offense lined up for one final prayer from its 25 that was answered.

Quarterback **Cooper Rush** heaved one last gasp pass 47 yards down the field where it was caught by Jesse Kroll at the Hilltoppers 28. Then chaos ensued. After laterals from Kroll, **Deon Butler** and **Courtney Williams**, **Titus Davis** raced 15 yards, dove and grazed the pylon – launching the crowd into pandemonium.

With the WKU lead trimmed to an unimaginably thin 49-48, the Chippewas (7-6) threw caution to the wind and tried for a 2-point conversion in hopes of winning the game. Rush threw for Kroll, but WKU defensive back **Wonderful Terry** broke up the fade-route pass to give WKU its first FBS bowl victory in school history under first-year head coach Jeff Brohm.

CMU head coach **Dan Enos** discussed the decision to go for two and the victory. "We didn't want to go to overtime because we had had trouble stopping them all day," explained Enos. "I looked at the players and said, 'What do you got?' and they said, 'Let's do it. Let's win this game.'"

Popeyes Bahamas Bowl Player of the Game honors went to WKU's **Brandon Doughty** (offense) and WKU defensive end **Derik Overstreet** (defense). Doughty threw for 486 yards, 350 in the first half with five touchdowns, all to different receivers. Overstreet recorded five tackles and 2.5 tackles for loss that included two second-half sacks.

Before the nightmarish fourth quarter, the Hilltoppers played as crisp and dominant a game as they had all season long.

WKU scored touchdowns on each of their six first-half possessions against the MAC's top defense, including twice in the final two minutes, as the Hilltoppers built a 42-14 halftime lead, an advantage that was extended to 49-14 after three quarters.

The fourth quarter was a different story, as Rush connected with Davis for touchdowns twice to cut WKU's lead to 49-28. Then defensive end **Joe Ostman** flipped a 52-yard completion to WKU's **Willie McNeil** inside out by forcing a fumble at the Central Michigan 13, which was recovered by Chippe was corner **Tony Annese**. Annese returned the fumble back to the CMU 36, and from there, Central Michigan marched down the field to score on a Rush TD pass to trail by 14.

WKU was forced to punt on their ensuing possession, and a four-play, 55-second drive capped by a 7-yard TD strike from Rush to **Anthony Garland** with 1:09 left gave Central Michigan hope.

WKU successfully recovered the CMU onside kick after the score and milked the clock before being forced to punt, which set up the final frenzied play for the Chippewas that left the stadium breathless and WKU in possession of the inaugural Popeyes Bahamas Bowl trophy.

Rush set FBS bowl records for touchdown passes with seven and most net passing yards with 255 in the fourth quarter alone. The combined 971 passing yards and 12 TD passes for Doughty and Rush also broke FBS two-team bowl records.

2014 GAME SUMMARY

	1	2	3	4	F (Record)
Central Michigan (MAC)	7	7	0	34	48 (7-6)
WKU (C-USA)	21	21	7	0	49 (8-5)

Attendance: 13,667; **Time:** 3:39; **Weather:** Mostly cloudy, 79 degrees

Head Coaches: Central Michigan-Dan Enos; WKU-Jeff Brohm

Offensive Player of the Game: WKU QB Brandon Doughty

Defensive Player of the Game: WKU DE Derik Overstreet

Scoring Summary

Qtr-Time	Team	Scoring Play - Scoring Drive (Plays-Yards-Time)	CMU-WKU	Score
1-11:23	WKU	Dangerfield 14 pass from Doughty (Schwettman kick)	11-75-3:37	0-7
1-10:00	CMU	Davis 21 pass from Rush (Eavey kick)	3-75-1:23	7-7
1-8:07	WKU	German 12 pass from Doughty (Schwettman kick)	6-75-1:53	7-14
1-1:13	WKU	Grant 19 pass from Doughty (Schwettman kick)	9-84-3:28	7-21
2-10:03	WKU	Henry 16 pass from Doughty (Schwettman kick)	10-81-3:23	7-28
2-2:55	CMU	Williams 30 pass from Rush (Eavey kick)	12-79-6:59	14-28
2-0:41	WKU	McNeal 55 pass from Doughty (Schwettman kick)	3-69-1:14	14-35
2-0:04	WKU	Allen 1 rush (Schwettman kick)	6-62-0:42	14-42
3-8:55	WKU	Allen 21 rush (Schwettman kick)	1-21-0:10	14-49
4-11:37	CMU	Davis 12 pass from Rush (Eavey kick)	10-80-4:42	21-49
4-8:03	CMU	Davis 23 pass from Rush (Eavey kick)	5-50-2:04	28-49
4-3:06	CMU	Williams 10 pass from Rush (Eavey kick)	7-64-3:10	35-49
4-1:09	CMU	Garland 7 pass from Rush (Eavey kick)	4-55-0:51	42-49
4-0:00	CMU	Kroll 47 pass from Rush, Butler 11 lateral, Williams 2 lateral, Davis 15 lateral (pass failed)	1-80-0:01	48-49

TEAM STATISTICS

	CMU	WKU
FIRST DOWNS	28	30
RUSHING ATT-YARDS-TD	29-114-0	32-161-2
NET YARDS PASSING	493	486
Comp-Att-Int	28-45-1	31-42-0
Passing Touchdowns	7	5
TOTAL OFFENSE PLAYS-YARDS	74-607	74-647
Average Gain Per Play	8.2	8.7
Fumbles: Number-Lost	1-0	3-2
Penalties: Number-Yards	8-77	9-105
PUNTS-YARDS	4-77	3-84
Average Yards Per Punt	19.2	28.0
Punt returns: Number-Yards-TD	0-0-0	0-0-0
Kickoff returns: Number-Yards-TD	4-61-0	1-20-0
Interceptions: Number-Yards-TD	0-0-0	1-16-0
Fumble Returns: Number-Yards	2-27	0-0
Time of Possession	32:51	27:09
3rd Down Conversions	6-12	8-12
4th Down Conversions	1-2	1-1
Sacks by: Number-Yards	0-0	4-19

INDIVIDUAL STATISTICS

RUSHING (Attempts-Yards)

CMU - Martez Walker 9-68, Cooper Rush 8-26, Devon Spalding 8-12, Saylor Lavallii 4-8. WKU - Anthony Wales 14-95 1 TD, Leon Allen 13-52 1 TD, Taywan Taylor 1-11, Brandon Doughty 2-4, Kylan Towner 1-1.

PASSING (Completions-Attempts-Interceptions)

CMU - Rush 28-45-1, 493 yds., 7 TD.

WKU - Doughty 31-42-0, 486 yds., 5 TD.

RECEIVING (Receptions-Yards)

CMU - Titus Davis 6-137 4 TD, Jesse Kroll 4-109, Courtney Williams 3-70 2 TD, Deon Butler 4-69, Anthony Rice 3-32, Mike Kinville 2-26, Joe Bacci 1-21, Spalding 2-17, Anthony Garland 1-7 1 TD, Lavallii 2-5. WKU - Willie McNeal 5-155 1 TD, Jared Dangerfield 5-87 1 TD, Mitchell Henry 3-47 1 TD, Allen 5-45, Nicholas Norris 3-33, Antwane Grant 2-30 1 TD, Taylor 1-28, Joel German 4-27 1 TD, Tim Gorski 1-18, Wales 1-12, Tyler Higbee 1-4.

PUNTING (Punts-Average-Long)

CMU - Ron Coluzzi 4-19.3, 25 long. WKU - Joseph Occhiptinti 3-28.0, 41 long.

2015 POPEYES BAHAMAS BOWL: WESTERN MICHIGAN 45, MIDDLE TENNESSEE 31

Jamauri Bogan rushed 19 times for a career-high 215 yards and four touchdowns to power Western Michigan to a 45-31 victory over Middle Tennessee in the 2015 Popeyes Bahamas Bowl.

It was one big play after another in the contest, as the two teams combined for 1,055 yards of total offense and seven scoring plays of 29 or more yards.

But it was a pair of 1-yard plunges just 1:12 apart in the fourth quarter by the redshirt freshman Bogan that made the difference.

After his 61-yard run set Western Michigan (8-5) up in the red zone, Bogan banged in from a yard out with 6:12 left in the game to give the Broncos a 38-31 advantage.

Three plays later, safety **Rontavious Atkins** intercepted MTSU quarterback **Brent Stockstill** and returned the ball 29 yards to the 4-yard line. It took two runs for Bogan to find the end zone, gaining three yards on first down before finding paydirt on second down with 5:00 left to play.

The Bronco defense held on downs on Middle Tennessee's ensuing possession and the WMU offense ran out the clock to seal the victory.

"This is what 'Row the Boat' is all about," WMU head coach **P.J. Fleck** said. "This is why it was invented. This is what it's for. There was all types of adversity in that football game that our kids could have given up, could have folded. Two years ago, we probably would have. Last year, we would have done it some of the time. This year, no way."

Bogan was named the Offensive Player of the Game of the game for his efforts, while WMU linebacker **Grant DePalma** was named the game's Defensive Player of the Game. DePalma led all tacklers with 12 stops (five solo) and a tackle for loss.

WMU quarterback **Zach Terrell** was 18-of-26 passing for 297 yards and a pair of touchdowns. **Corey Davis** caught eight balls for 183 yards and a TD.

Stockstill had a solid day for Middle Tennessee (7-6), completing 26-of-39 passes for 327 yards and three scores to lead the Blue Raider offense. His top target was **James Richie**, who caught eight passes for 126 yards and two scores and ran twice for 61 yards and a third touchdown.

The two teams combined for 475 yards of total offense and 34 points in the first quarter.

It took MTSU only 1:17 to get on the board when James scored the first of his three touchdowns on a 46-yard run to quickly make it 7-0.

Bogan answered just three plays later, running up the middle for 62 yards and a TD, and it was 7-7 with only 2:17 gone in the contest.

Stockstill hit James on a 44-yard scoring pass just 1:39 later to put Middle Tennessee back on top 14-7.

Andrew Haldeman drilled a 47-yard field goal with 3:23 left in the first quarter to pull Western Michigan within 14-10.

Cody Clark kicked a 23-yard field goal on the Blue Raiders' next possession to extend the lead to 17-10 with 1:04 left in the quarter.

The Broncos quickly tied the game at 17-all when Terrell hit Davis on an 80-yard pass and run with three seconds left in the opening quarter. Davis caught the ball on a 5-yard hitch pattern, broke a tackle and raced the remaining 75 yards down the sideline for the score.

WMU struck quickly in the second half on another 46-yard run by Bogan to go up 24-17 with 2:57 gone.

After a short punt set MTSU up at the Western Michigan 32-yard line, it took just two plays for the Blue Raiders to tie the game. Stockstill hit **Christian Collis** on a 17-yard pass with 28 seconds left in the third quarter to tie the game at 24-24.

Terrell hit Braverman on a 68-yard scoring pass to put WMU back on top 31-24 with 12:47 to play in the game.

Again, MTSU answered when Stockstill hit James on a 29-yard pass with 9:41 left in the game to tie it at 31-31.

Western Michigan finished the day with an impressive 613 yards of total offense, and the Broncos, second in FBS in time of possession, held the ball for nearly 35 minutes.

2015 GAME SUMMARY

	1	2	3	4	F (Record)
Middle Tennessee (C-USA)	17	0	7	7	31 (7-6)
Western Michigan (MAC)	17	0	7	21	45 (8-5)

Attendance: 13,321; **Time:** 3:38; **Weather:** Mostly cloudy, 81 degrees

Head Coaches: Middle Tennessee-Rick Stockstill; Western Michigan-P.J. Fleck

Offensive Player of the Game: Western Michigan RB Jamauri Bogan

Defensive Player of the Game: Western Michigan LB Grant DePalma

Scoring Summary

Qtr-Time	Team	Scoring Play - Scoring Drive (Plays-Yards-Time)	MT-WMU	Score
1-13:43	MT	James 46 rush (Clark kick) 5-75-1:17		7-0
1-12:43	WMU	Bogan 62 rush (Haldeman kick) 3-71-1:00		7-7
1-11:04	MT	James 44 pass from Stockstill (Clark kick) 5-75-1:39		14-7
1-3:23	WMU	Haldeman 47 FG 6-28-2:32		14-10
1-1:04	MT	Clark 23 FG 6-69-2:19		17-10
1-0:03	WMU	Davis 80 pass from Terrell (Haldeman kick) 2-85-1:01		17-17
3-12:03	WMU	Bogan 46 rush (Haldeman kick) 6-69-2:57		17-24
3-0:18	MT	Collis 17 pass from Stockstill (Clark kick) 2-32-0:28		24-24
4-12:47	WMU	Braverman 68 pass from Terrell (Haldeman kick) 5-75-2:31		24-31
4-9:41	MT	James 29 pass from Stockstill (Clark kick) 6-70-3:06		31-31
4-6:12	WMU	Bogan 1 rush (Haldeman kick) 6-82-3:29		31-38
4-5:00	WMU	Bogan 1 rush (Haldeman kick) 2-4-0:47		31-45

TEAM STATISTICS

	MT	WMU
FIRST DOWNS	18	18
RUSHING ATT-YARDS-TD	26-115-1	41-282-4
NET YARDS PASSING	327	331
Comp-Att-Int	26-39-1	19-27-1
Passing Touchdowns	3	2
TOTAL OFFENSE PLAYS-YARDS	65-442	68-613
Average Gain Per Play	6.8	9.0
Fumbles: Number-Lost	1-1	2-0
Penalties: Number-Yards	5-40	9-62
PUNTS-YARDS	5-224	4-122
Average Yards Per Punt	44.8	30.5
Punt returns: Number-Yards-TD	2-5-0	1-4-0
Kickoff returns: Number-Yards-TD	2-56-0	5-111-0
Interceptions: Number-Yards-TD	1-0-0	1-29-0
Fumble returns: Number-Yards	0-0	1-1
Time of Possession	25:12	34:48
3rd Down Conversions	5-14	3-12
4th Down Conversions	0-2	1-1
Sacks by: Number-Yards	2-5	3-19

INDIVIDUAL STATISTICS

RUSHING (Attempts-Yards)

MT - Richie James 2-61 1 TD, Shane Tucker 10-30, Brent Stockstill 9-22, Jordan Parker 5-2. WMU - Jamauri Bogan 19-215 4 TD, Jarvion Franklin 7-36, Levante Bellamy 5-24, Tom Flacco 2-10, Zach Terrell 3-4, Donnie Ernsberger 1-2, Team 4-(-9).

PASSING (Completions-Attempts-Interceptions)

MT - Stockstill 26-39-1, 327 yds., 3 TD.
WMU - Terrell 18-26-1, 297 yds., 2 TD; Flacco 1-1-0, 34 yds., 0 TD.

RECEIVING (Receptions-Yards)

MT - James 8-126 2 TD, Ed Batties 5-88, Parker 3-18, Demetrius Frazier 3-11, Shane Tucker 3-7, Christian Collis 2-49 1 TD, Terry Pettis 1-19, Grammer 1-9. WMU - Corey Davis 8-183 1 TD, Daniel Braverman 5-101, 1 TD, Jeremiah Mullinax 2-20, Kendrick Roberts 1-9, Franklin 1-7, Michael Henry 1-6, Bellamy 1-5.

PUNTING (Punts-Average-Long)

MT - Matt Bonadies 5-44.8, 52 long. WMU - J. Schroeder 4-30.5, 36 long.

Thomas A. Robinson National Stadium

The Popeyes Bahamas Bowl is played in Nassau's state-of-the-art Thomas A. Robinson National Stadium, located in the Queen Elizabeth Sports Centre.

The 15,000-seat stadium, a gift to The Bahamas from the People's Republic of China, was dedicated February 25, 2012 by former Prime Minister Hubert Ingraham in ceremonies witnessed by thousands of Bahamians. The original Thomas Robinson Stadium was built in 1981, and work on the new National Stadium at an adjacent site began in July 2009 at a cost of \$30 million.

The 190,452-square-foot facility features covered chairback seating on two sides, seating for disabled spectators, broadcast/coaches/game operations booths, a natural grass field for American football and soccer and an IAAF-certified track surface. Renovations to the stadium, including a new track and media tribune, were completed in May 2014. A brand-new Celebration Bermudagrass field

was installed in November 2016.

Robinson National Stadium is named after Thomas Augustus Robinson, MBE. Robinson was the sole competitor for The Bahamas on the world stage for many years. He competed in four Olympic Games, starting in 1956 in Melbourne, followed by Rome in 1960, Tokyo in 1964 and Mexico City in 1968. He became the first Bahamian to win a medal in international competition, a Bronze Medal in the 100-meter dash in the 1957 West Indian Federation Games in Kingston, Jamaica. He was also a part of the 400-meter relay team which also won a bronze medal.

At the 1958 British Empire Games in Cardiff, Wales, Robinson won a gold medal in the 220-yard dash and a silver in the 100-yard dash. He came back in the 1962 British Empire and Commonwealth Games to win a silver medal in the 100, a feat he repeated in the 1966 British Empire and Commonwealth Games. He also won a gold



medal at the 1962 Central American and Caribbean Games.

Robinson won nine Big Ten Conference titles as a sprinter at the University of Michigan from 1959-61. He was inducted into Michigan's Hall of Honor in 1985 and the inaugural class of Michigan's Men's Track and Field Hall of Fame in 2006.

Discussions on the new stadium had begun some nine years before, with Robinson himself chairing the initial and final committee on the stadium. Robinson died November 25, 2012, just two days after the celebration of his partici-



pation in the Melbourne Olympics and before he could see the facility that bears his name in use.

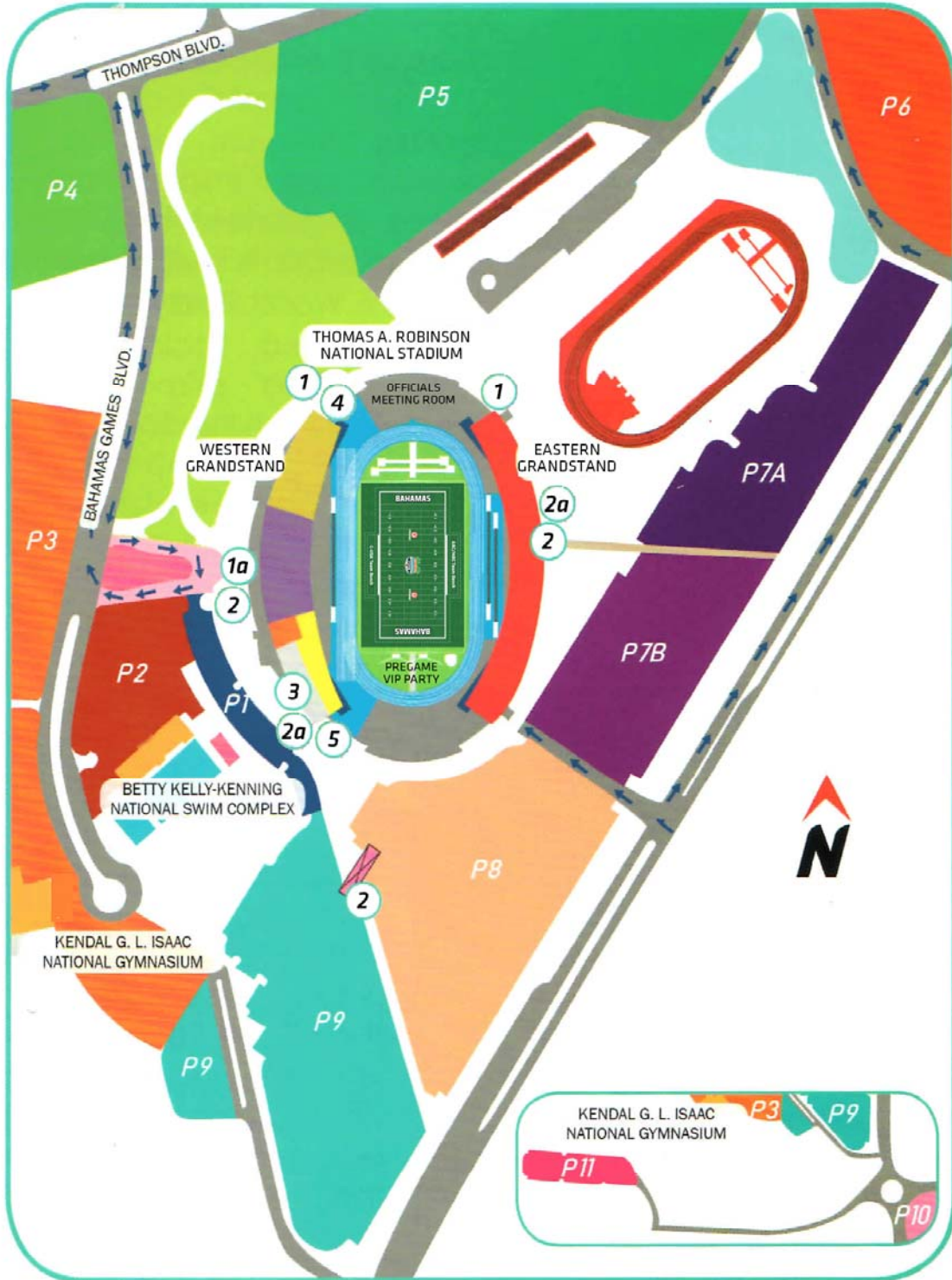
The facility has been the site for track (2013 Carifta Games and the 2014 and 2015 IAAF World Relays) and soccer (2018 FIFA World Cup qualifier - Bahamas vs. Bermuda, March 25, 2015).

The National Sports Authority, under chairman Lynden Maycock, manages the 450-acre Queen Elizabeth Sports Centre,

which includes Thomas A. Robinson National Stadium. The stadium operations are overseen by general manager Jeffrey Beckles.



THOMAS A. ROBINSON NATIONAL STADIUM CAMPUS



ENTRANCES

- | | |
|----------------------------|-------------------------|
| 1 - Teams | 3 - Media |
| 1a - VIPs | 3 - ESPN Crew |
| 1a - Spirit Groups | 4 - Officials |
| 2 - Spectators/Vendors | 4 - Pre/Half Performers |
| 2a - Institution Will-Call | 5 - Pregame VIP Party |

PARKING

- | | | |
|-----------------|-------------------|--------------------|
| P1 - ABACO | P5 - EXUMA | P9 - RAGGED ISLAND |
| P2 - ACKLINS | P6 - GRAND BAHAMA | P10 - RUM CAY |
| P3 - CAT ISLAND | P7A&B - INAGUA | P11 - SAN SALVADOR |
| P4 - ELEUTHERA | P8 - MAYAGUANA | |



Giving Back to the Bahamas

Part of the Popeyes Bahamas Bowl mission statement is “promoting The Bahamas and highlighting the educational and athletic opportunities for the youth of The Islands through college football.”

That mission was realized as the bowl hosted two events December 21 in Nassau to give back to the children of the Bahamas, thanks to the student-athletes, coaches and spirit groups of Eastern Michigan and Old Dominion.

A group of student-athletes and spirit groups from both schools visited The Ranfurly Homes for Children. After over 50 years, the Ranfurly Homes for Children is still a place of hope for young Bahamians. The home is a haven, a learning ground, a place where warm memories take shape for boys and girls whose life circumstances may have otherwise taken them on a very different path.

The current Ranfurly administration, led by president Alexandra Maillis-Lynch and administrator Alexander Roberts, has partnered with local and international organizations to further enhance the lives of Ranfurly residents.

Since the beginning of the Popeyes Bahamas Bowl in 2014, the bowl has had a close relationship with Ranfurly and its residents, assisting the children and the home with various needs. Outside groups, seeing Ranfurly promoted on the ESPN broadcasts, have also raised money for the children living there as well as helping with infrastructure needs at the

home, including a new laundry facility and sports equipment.

Ranfurly has 501(c)(3) status, so donations from US citizens and companies are tax-deductible. For more information, visit Ranfurly-Home.org.

Also on December 21, a group of student-athletes from both schools traveled to the Roscow A.L. Davies Field near the location of today’s game to conduct a Youth Football Leadership Clinic in conjunction with USA Football and the Popeyes Bahamas Bowl.

With the help of the student-athletes of the two institutions and representatives of the Commonwealth American Football League (CAFL), USA Football conducted its Heads Up Football™ FUNDamentals clinic, which introduces children to football by teaching basic skills in a FUN and energetic environment. Certified

clinicians use a series of drills to show passing, catching and running skills in a non-contact setting.

Each child attending the clinic received a bowl t-shirt, a ticket voucher to the Popeyes Bahamas Bowl, and, most importantly, the smiles, encouragement and fellowship provided by those student-athletes, coaches and spirit groups participating in today’s game.

For more information on USA Football and its programs, visit usafootball.com.





COMMUNICATIONS

CHRIS PIKA, DIRECTOR OF COMMUNICATIONS
C: 678-908-4853
E: CHRIS.PIKA@BAHAMASBOWL.COM



PopeyesBahamasBowl.com



/PopeyesBahamasBowl



@TheBahamasBowl

FOR IMMEDIATE RELEASE: DECEMBER 12, 2016

CONTACT: CHRIS PIKA, POPEYES BAHAMAS BOWL DIRECTOR OF COMMUNICATIONS

EMAIL: CHRIS.PIKA@BAHAMASBOWL.COM; **CELL:** (678)-908-4853

ESPN'S STEVE LEVY, MACK BROWN & KAYLEE HARTUNG RETURN TO CALL 2016 POPEYES BAHAMAS BOWL

NASSAU, Bahamas – Veteran ESPN *SportsCenter* anchor **Steve Levy**, former Texas head coach **Mack Brown** and sideline reporter **Kaylee Hartung** will return to call the 2016 Popeyes Bahamas Bowl between Eastern Michigan (7-5) and Old Dominion (9-3) for ESPN on Friday, Dec. 23 in Thomas A. Robinson National Stadium at 1 p.m. ET.

Levy will call the play-by-play for his third Popeyes Bahamas Bowl, while Brown (analyst) and Hartung (sideline) both called the 2015 game.

Steve Levy has been an anchor on *SportsCenter* since joining ESPN in August 1993. In addition to his *SportsCenter* duties, in 2016, Levy returned to the college football play-by-play booth to work an afternoon window on ABC or ESPN with Brian Griese and field analyst Todd McShay. He was also the lead play-by-play announcer for ESPN's telecasts of the World Cup of Hockey 2016.

Along the way, he has also handled play-by-play on the NHL (1995-2005) on ESPN, ESPN2 and ABC Sports, college football on ESPN2 (1999-2002) and the NCAA Division I men's hockey semifinals and finals – "The Frozen Four" – in 1998 and '99. The versatile Levy has also served as the studio host for ESPN's NHL telecasts and co-hosted The NFL on ESPN Radio – previewing, reviewing and updating National Football League games all day on Sundays throughout the season.

Mack Brown, former National Championship winning coach at Texas, joined ESPN in 2014. He works as a game analyst on ESPN Friday night college football and a studio analyst on college football Saturdays on ABC.

Brown was the head coach of the University of Texas Longhorns from 1998-2013, where he won the National Championship in 2005, played for the National Championship against Alabama in 2009, plus won two Big 12 Championships. Prior to that, Brown was the head coach at the University of North Carolina (1988-97), Tulane University (1985-87) and Appalachian State University (1983). He was named ACC Coach of the Year in 1996. He previously held assistant coaching positions at Oklahoma, LSU, Iowa State and Memphis State.

Brown compiled a 244-122 overall record as a collegiate head coach, and also won the Paul "Bear" Bryant Coach of the Year Award (2005), Bobby Dodd Coach of the Year Award (2008) and was a two-time Big 12 Coach of the Year (2005, '09) while coaching the Longhorns.

Kaylee Hartung is an award-winning college sports reporter for ESPN. Hartung regularly appears on *SportsCenter* and contributes to ESPN's coverage of college football, basketball and baseball as an in-game reporter. She is currently the sideline reporter for SEC Network's Primetime Football Game with legendary broadcaster **Brent Musburger** and analyst **Jesse Palmer**.

Hartung joined ESPN in the fall of 2012 as an anchor and reporter for Longhorn Network. She hosted Longhorn Network's flagship program *Longhorn Extra*, reported for *Texas GameDay* and crafted feature stories – two of which garnered LoneStar Emmys. When SEC Network launched in the fall of 2014, Hartung was tabbed as a reporter for the channel's flagship college football program, *SEC Nation*.

For more information on the 2016 Popeyes Bahamas Bowl, visit PopeyesBahamasBowl.com.

About The Popeyes Bahamas Bowl

The Popeyes Bahamas Bowl will provide student-athletes, conference partners, alumni, fans and sponsors a first-class international bowl experience while promoting The Bahamas and highlighting the educational and athletic opportunities for the youth of The Islands through college football. The third Popeyes Bahamas Bowl will take place in Nassau, Bahamas on Friday, Dec. 23, 2016 at Thomas A. Robinson National Stadium between Eastern Michigan from the Mid-American Conference and Old Dominion of Conference USA. The game will be televised nationally in the United States on ESPN.

ESPN Events

[ESPN Events](#), a division of ESPN, owns and operates a large portfolio of collegiate sporting events worldwide. The roster includes three Labor Day weekend college football games; FCS opening-weekend game; 13 college bowl games, 11 college basketball events and two college award shows, which accounts for approximately 250-plus hours of programming, reaches almost 64 million viewers and attracts over 700,000 attendees each year. With satellite offices in Albuquerque, Birmingham, Boca Raton, Boise, Dallas-Fort Worth, Honolulu, Las Vegas, Montgomery and St. Petersburg, ESPN Events builds relationships with conferences, schools and local communities, as well as providing unique experiences for teams and fans.

ESPN Events also manages the Big 12 Corporate Partner Program.

Collegiate Football

[AdvoCare Texas Kickoff](#) (Houston); [AdvoCare V100 Texas Bowl](#) (Houston); [Air Force Reserve Celebration Bowl](#) (Atlanta); [Birmingham Bowl](#) (Alabama); [Boca Raton Bowl](#) (Florida); [Camping World Kickoff](#) (Orlando, Fla.); [Famous Idaho Potato Bowl](#) (Boise); [Gildan New Mexico Bowl](#) (Albuquerque); [Hawai'i Bowl](#) (Honolulu); [Las Vegas Bowl](#) (Nevada); [Lockheed Martin Armed Forces Bowl](#) (Dallas-Fort Worth); [MEAC/SWAC Challenge](#) (Orlando, Fla.); [Montgomery Kickoff Classic](#) (Montgomery, Ala.); [Popeyes Bahamas Bowl](#) (Nassau); [Raycom Media Camellia Bowl](#) (Montgomery, Ala.); [St. Petersburg Bowl](#) (Florida); [The Home Depot College Football Awards](#) (Atlanta) and [Zaxby's Heart of Dallas Bowl](#) (Dallas-Fort Worth)

Collegiate Basketball

[AdvoCare Invitational](#) (Walt Disney World Resort near Orlando, Fla.); *College Basketball Awards Presented by Wendy's* (Los Angeles); [Gildan Charleston Classic](#) (South Carolina); [Hawaiian Airlines Diamond Head Classic](#) (Honolulu); [Jimmy V Men's Classic presented by Corona](#) (New York City); [Jimmy V Women's Classic presented by Corona](#) (Uncasville, Conn.); [NIT Season Tip-Off](#) (Brooklyn, N.Y.); [PK80](#) (Portland, Ore.); [State Farm Armed Forces Classic](#) (Joint Base Pearl Harbor-Hickam, Honolulu); [State Farm Champions Classic](#) (New York City); [Tire Pros Invitational](#) (Orlando, Fla.) and [Wooden Legacy](#) (Orange County, Calif.)

For more information, visit the official [website](#), [Facebook](#), [Twitter](#) or [YouTube](#) pages.

POPEYES BAHAMAS BOWL

2016 Popeyes Bahamas Bowl Preview: Eastern Michigan vs. Old Dominion

BY CHRIS PIKA

After a pair of exciting high-scoring games in Nassau, today's third edition of the Popeyes Bahamas Bowl will be contested between two schools that are familiar with each other, and whose styles promise another entertaining game in Thomas A. Robinson National Stadium.

Eastern Michigan won one game last season. But, behind a strong offensive effort, the Eagles tied the best turnaround in FBS in 2016, notching seven wins behind a prolific offense and they make their first bowl appearance since the 1987 California Bowl. This is the eighth season of collegiate play for Old Dominion, and the Monarchs will play in their first bowl game in the school's second full season of eligibility, thanks in large part to a high-scoring offense and an opportunistic defense.

Both teams are anxious to prove themselves on the bowl stage, after enjoying the sun, warm weather and hospitality that the Bahamas and the Atlantis resort is known for during bowl week. The schools are familiar with each other as they played a two-game series in 2014 and 2015. ODU won both games, each one a close affair.

Eastern Michigan and Old Dominion enter the bowl with a combined 16 victories, the most in the three years of the bowl. EMU went 7-5, 4-4 in the Mid-American Conference. Two of the Eagles' victories came against teams that played in conference championship games: Ohio (MAC) and Wyoming (Mountain West). ODU is the bowl's first nine-win team at 9-3, and the Monarchs' 7-1 league record was the same as East Division champ WKU, which took the division title based on a head-to-head victory. ODU has won five straight and eight of the last nine games.

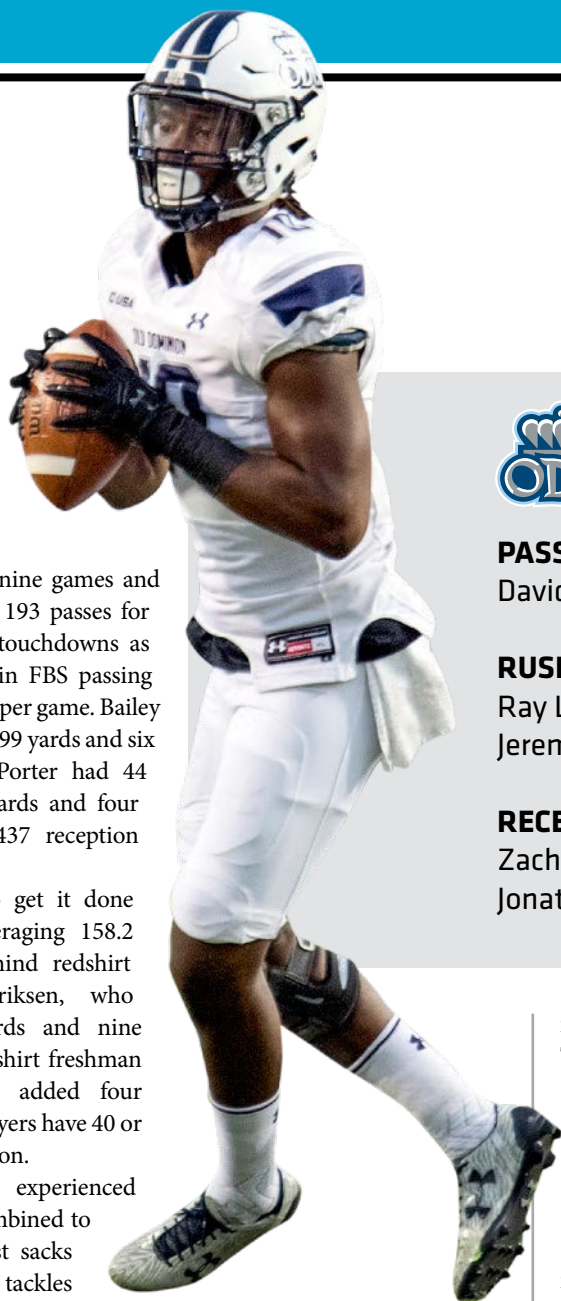
For Eastern Michigan, the Eagles offense under head coach Chris Creighton (10-26 in three years at EMU; 149-72 in 20 seasons overall) set a school record for total offense yards (5,447), passing yards (3,549), total points (365) and touchdown passes (23). The Eagles are 36th in FBS total offense at 453.9 yards per game. Redshirt junior quarterback Brogan Roback has been chiefly responsible for the Eagles' success through the air as he has found a trio of junior receivers – Sergio Bailey II, Antoine Porter and Johnnie Niupalau – and a pair of redshirt freshmen: Nigel Kilby and Dieuly Aristilde. The five have caught 19 of the 23 Eagles passing TDs in 2016.



Brogan Roback

E EMU STAT LEADERS

PASSING	COMP	ATT	YDS	TD
Brogan Roback	193	326	2394	16
RUSHING	CAR	YDS	AVG	TD
Ian Eriksen	175	741	4.2	9
Breck Turner	69	369	5.3	4
RECEIVING	REC	YDS	AVG	TD
Sergio Bailey II	55	799	14.5	6
Antoine Porter	44	491	11.2	4



David Washington

Roback, in just nine games and six starts, completed 193 passes for 2,394 yards and 16 touchdowns as the Eagles are 17th in FBS passing offense at 295.8 yards per game. Bailey caught 55 passes for 799 yards and six touchdowns, while Porter had 44 receptions for 491 yards and four TDs. Kilby added 437 reception yards and four TDs.

The Eagles also get it done on the ground, averaging 158.2 yards per game behind redshirt sophomore Ian Eriksen, who rushed for 741 yards and nine touchdowns and redshirt freshman Breck Turner, who added four rushing TDs. Five players have 40 or more carries this season.

EMU's very experienced offensive line has combined to allow the 12th-fewest sacks and second-fewest tackles for loss in FBS.

Eastern Michigan has been very successful in the red zone, scoring on 47 (34 touchdowns/13 field goals) of 52 trips inside the opponents' 20-yard line, good for 19th in FBS.

The Eagles defense have forced 23 turnovers, which is 20th in FBS and second in the MAC. Redshirt sophomore linebacker Kyle Rachwal led EMU with 101 tackles, while redshirt senior defensive lineman Pat O'Connor posted eight sacks on the way to first-team All-MAC honors. Senior defensive back DaQuan Pace led the Eagles with three interceptions.

Old Dominion is led by head coach Bobby Wilder (66-30 in eight seasons overall and at Old Dominion), the only coach the school has had since re-starting the football program in 2009. The Monarchs offense has nine games of 30 or more points, including each game of the current five-game win streak as ODU averages 36 points per game overall.

The Monarchs average 433.9 yards per game on offense with a balanced attack. Redshirt senior quarterback David Washington has completed 191 passes for 2,648 yards, 28 touchdowns and only four



ODU STAT LEADERS

PASSING	COMP	ATT	YDS	TD
David Washington	191	320	2648	28
RUSHING	CAR	YDS	AVG	TD
Ray Lawry	177	1122	6.3	11
Jeremy Cox	119	685	5.8	13
RECEIVING	REC	YDS	AVG	TD
Zach Pascal	63	893	14.2	8
Jonathan Duhart	45	690	15.3	8

interceptions. He is one of four quarterbacks in FBS to have more than 25 TDs and four or less interceptions.

Washington's top three receivers have accounted for 23 of his 28 TD passes in 2016. Redshirt senior Zach Pascal caught 63 passes for 893 yards (14.2 yards per catch average) and eight touchdowns while extending his streak of consecutive games with a catch to 48, tied for the second-longest streak in FBS. Junior Jonathan Duhart had 45 receptions for 690 yards (15.3 yards per reception) and eight TDs, while seven of redshirt sophomore Travis Fulgham's 28 catches have been for touchdowns.

Old Dominion's rushing attack averages 196.1 yards per game, paced by junior Ray Lawry. Lawry rushed for 1,122 yards (102 yards per game) and 11 touchdowns. He rushed for over 100 yards in six games in 2016, including a 27-carry, 209-yard effort against Marshall. Sophomore Jeremy Cox ran for 685 yards and led the Monarchs with 13 rushing TDs.

Defensively, the Monarchs are led by senior linebackers TJ Ricks and Anthony Wilson. Ricks paced ODU with 93 total tackles (44 solo) on the way to first-team All-Conference USA honors. Wilson added 90 total tackles (49 solo), including five sacks. Redshirt sophomore defensive end Oshane Ximines set a school season record with 7.5 sacks and redshirt junior defensive end Bunmi Rotimi added seven sacks. ODU is fourth in FBS in turnover margin at +13 (22 takeaways/9 giveaways). Six players have recorded an interception, led by senior cornerback Aaron Young with three picks.

There will be plenty of talented players to watch when Eastern Michigan and Old Dominion take the field, and if history holds, the team holding The Prime Minister's Trophy at the end of the game will have earned the title in a hard-fought game that will add to the lore of the Popeyes Bahamas Bowl.



EASTERN MICHIGAN EAGLES



OLD DOMINION MONARCHS

2016 EASTERN MICHIGAN (7-5, 4-4 MAC)

SEPTEMBER

Table with 3 columns: Date, Opponent, Score. Rows: 2 MISSISSIPPI VALLEY W, 61-14; 10 at Missouri L, 21-61; 17 at Charlotte W, 37-19; 23 WYOMING W, 27-24

OCTOBER

Table with 3 columns: Date, Opponent, Score. Rows: 1 at Bowling Green* W, 28-25; 8 TOLEDO* L, 20-35; 15 at Ohio* W, 27-20; 22 at Western Michigan* L, 31-45; 29 MIAMI (Ohio)* L, 15-28

NOVEMBER

Table with 3 columns: Date, Opponent, Score. Rows: 8 at Ball State* W, 48-41; 16 NORTHERN ILLINOIS* L, 24-31 (ot); 22 CENTRAL MICHIGAN* W, 26-21

DECEMBER

Table with 3 columns: Date, Opponent, Score. Row: 23 vs. Old Dominion (Popeyes Bahamas Bowl) * - MAC games; home games in CAPS

2016 OLD DOMINION (9-3, 7-1 C-USA)

SEPTEMBER

Table with 3 columns: Date, Opponent, Score. Rows: 4 HAMPTON W, 54-21; 10 at Appalachian State L, 7-31; 17 at NC State L, 22-49; 24 UTSA* W, 33-19

OCTOBER

Table with 3 columns: Date, Opponent, Score. Rows: 1 at Charlotte* W, 52-17; 7 UMASS W, 36-16; 22 at WKU* L, 24-59; 29 at UTEP* W, 31-21

NOVEMBER

Table with 3 columns: Date, Opponent, Score. Rows: 5 MARSHALL* W, 38-14; 12 SOUTHERN MISS* W, 51-35; 19 at Florida Atlantic* W, 42-24; 26 FIU* W, 42-28

DECEMBER

Table with 3 columns: Date, Opponent, Score. Row: 23 vs. Eastern Michigan (Popeyes Bahamas Bowl) * - C-USA games; home games in CAPS

EASTERN MICHIGAN (7-5, 4-4 MAC) vs. OLD DOMINION (9-3, 7-1 C-USA)

Friday, Dec. 23, 2016 • 1 p.m. (ET) • ESPN • Nassau, Bahamas • Thomas A. Robinson National Stadium

Site..... Thomas A. Robinson National Stadium
Capacity..... 15,000
Surface..... Celebration Bermudagrass
TV..... ESPN
Radio..... PBB Radio Network | SiriusXM 81
Twitter..... @TheBahamasBowl
Hashtag..... #BahamasBowl
Series Record..... ODU leads, 2-0
Last Meeting..... ODU 38, EMU 34 (9/5/15)



Nickname..... Eagles
2016 Record..... 7-5 (4-4 MAC)
Head Coach..... Chris Creighton
Record at EMU (Yrs.)..... 10-26 (3rd)



Nickname..... Monarchs
2016 Record..... 9-3 (7-1 C-USA)
Head Coach..... Bobby Wilder
Record at ODU (Yrs.)..... 66-30 (8th)

THE SERIES

The 2016 Popeyes Bahamas Bowl will be the third meeting between Eastern Michigan and Old Dominion. In the 2015 season opener (Sept. 5), ODU won on the road 38-34 as Monarchs RB Ray Lawry had 28 carries for 223 yards and four TDs. The other meeting was in 2014 (Sept. 13) as ODU came away with a 17-3 home victory.

THE COACHES

CHRIS CREIGHTON is in his third season as Eastern Michigan head coach and his 20th as a collegiate head coach and has a 149-72 career record, 10-26 with the Eagles. The 2016 Popeyes Bahamas Bowl is the first bowl appearance for EMU since the 1987 California Bowl and the third in school history. Creighton previously was a head coach at Drake, Wabash College and Ottawa (Kan.). He was a college assistant for six seasons at Manchester (Ind.) and Concordia (Ill.). Creighton was a four-year letterman (1987-90) at quarterback at Kenyon, where he earned All-America honors in 1989.

BOBBY WILDER is in his eighth season as Old Dominion head coach and has a 66-30 record, all with the Monarchs, and is the school's only head coach since restarting the program in 2009. The 2016 Popeyes Bahamas Bowl is the school's first bowl appearance since moving to the FBS level. Wilder spent 17 seasons as a college assistant at Maine after two years as a graduate assistant at Boston College. He was a four-year letterman as a quarterback at Maine (1984-87).

TEAM STATISTICAL COMPARISON

Eastern Michigan (7-5, 4-4 MAC)

Table with 4 columns: TEAM STATISTICS, EMU, OPP. Rows: Points/Game 30.4 30.3; First Downs 275 291; Rushing/Game 158.2 164.3; Passing/Game 295.8 271.6; Total Offense/Game 453.9 435.9; Fumbles-Lost 13-6 29-13; Pen./Yds per Game 73/43.7 68/53.3; Time of Possession 30:39 29:21

Old Dominion (9-3, 7-1 C-USA)

Table with 4 columns: TEAM STATISTICS, ODU, OPP. Rows: Points/Game 36.0 27.8; First Downs 253 250; Rushing/Game 196.1 156.1; Passing/Game 237.8 220.7; Total Offense/Game 433.9 376.8; Fumbles-Lost 10-4 24-12; Pen./Yds per Game 61/42.2 64/49.2; Time of Possession 29:51 30:09

2016 NCAA TEAM RANKS (as of Dec. 11)

Table with 3 columns: Category, EMU, ODU. Rows: Total Offense 35 52; Rushing Offense 84 48; Passing Offense 17 61; Passing Efficiency 63 24; Scoring Offense 58 27; Total Defense 87 44; Rushing Defense 58 51; Passing Yards Allowed 113 59; Passing Efficiency Def. 80 65; Scoring Defense 80 t-62; Turnover Margin t-57 4; 3rd Down Conversion % 29 96; 4th Down Conversion % t-10 42; 3rd Down Conversion % Def. t-86 21; 4th Down Conversion % Def. 126 t-58; Red Zone Offense 19 t-62; Red Zone Defense 58 100; Net Punting 13 122; Punt Returns 119 43; Kickoff Returns 76 42; First Downs Offense 41 72; First Downs Defense 115 t-56; Fewest Penalties Per Game t-61 27; Time of Possession 54 66

INDIVIDUAL LEADERS

Table with 6 columns: RUSHING, Att, Net, Avg, TD, YPG. Rows: Eriksen 175 741 4.2 9 74.1; Turner 69 369 5.3 4 41.0

INDIVIDUAL LEADERS

Table with 6 columns: RUSHING, Att, Net, Avg, TD, YPG. Rows: Lawry 177 1122 6.3 11 102.0; Cox 119 685 5.8 13 62.3

Table with 5 columns: PASSING, C-A-I, Yds, TD, YPG. Row: Roback 193-326-6 2394 16 266.0

Table with 5 columns: PASSING, C-A-I, Yds, TD, YPG. Row: Washington 191-320-4 2648 28 220.7

Table with 6 columns: RECEIVING, Rec, Yds, Avg, TD, YPG. Rows: Bailey II 55 799 14.5 6 66.6; Porter 44 491 11.2 4 40.9

Table with 6 columns: RECEIVING, Rec, Yds, Avg, TD, YPG. Rows: Pascal 63 893 14.2 8 74.4; Duhart 45 690 15.3 8 57.5

Table with 5 columns: DEFENSE, U-A-TT, TFL, Int., PBU. Rows: Rachwal 36-65-101 1.0 1 0; Beck 43-55-98 6.0 0 3

Table with 5 columns: DEFENSE, U-A-TT, TFL, Int., PBU. Rows: Ricks 44-49-93 5.0 0 4; Wilson 49-41-90 8.5 0 5



LIVE STATS: BAHAMAS.STATBROADCAST.COM



EASTERN MICHIGAN EAGLES DEPTH CHART

OFFENSE

X	89	JOHNNIE NIUPALAU	6-0	228	Jr.
	15	Dieuly Aristilde	6-4	201	r-Fr.
Y/H	85	DAN BUSCHMAN	6-3	243	r-Jr.
	82	Nigel Kilby	6-7	239	r-Fr.
Z	23	SERGIO BAILEY II	6-0	186	Jr.
	11	Isaac Holder	5-11	165	r-Fr.
H	21	ANTOINE PORTER	5-8	185	Jr.
	40	Eddie Daugherty	5-7	164	So.
LT	75	COLE GARDNER	6-5	295	Sr.
	79	Pete Bergman	6-9	314	r-Fr.
LG	71	DARIEN TERRELL	6-4	317	Sr.
	74	Steve Nielsen	6-8	320	Fr.
C	50	JAKE HURCOMBE	6-2	285	Sr.
	78	Dakota Tallman	6-5	309	r-So.
RG	56	JIMMY LEATIOTA	6-3	298	So.
	54	Ka'John Armstrong	6-4	294	r-So.
RT	72	ANDREW WYLIE	6-6	311	Sr.
	73	Rob Pavletich	6-5	290	r-Fr.
QB	4	BROGAN ROBACK	6-3	206	r-Jr.
	8	Todd Porter	6-3	204	Jr.
RB	33	BRECK TURNER	6-1	202	r-Fr.
	20	Blake Banham	5-10	185	r-So.

DEFENSE

DT	99	DION DAWSON	6-0	351	Sr.
	8	Luke Maclean	6-5	285	r.-Jr.
NOSE	96	MIKE BROWN	6-2	297	Sr.
	95	Oddie Granger	6-3	325	Jr.
DE	52	PAT O'CONNOR	6-4	270	Sr.
	55	Clay Holford	6-2	251	r.-Fr.
BULL	90	JEREMIAH HARRIS	6-5	258	r-So.
	92	Maxx Crosby	6-5	265	r.-Fr.
MIKE	9	IKE SPEARMAN	6-0	229	Sr.
	6	Jaylen Pickett	6-0	222	So.
WILL	42	DERRIC WILLIAMS	6-0	216	r-Jr.
	51	Kyle Rachwal	6-3	231	r-So.
FC	12	JALEN PHELPS	5-10	165	Fr.
	23	Kevin McGill	6-0	182	Fr.
BC	1	DaQUAN PACE	5-10	169	Sr.
	14	Ross Williams	5-11	169	r-So.
DAWG	3	JASON BECK	6-1	201	Jr.
	24	Brody Hoying	5-11	209	r-Fr.
FREE	10	VINCE CALHOUN	5-11	175	Fr.
	13	Justin Moody	5-10	174	So.
ROVER	32	JUAN GIRALDO	5-11	202	Jr.
	7	Ikie Calderon	5-9	180	r-Jr.

SPECIAL TEAMS

P	17	AUSTIN BARNES	5-11	217	r-Jr.
	53	Ivan Orah	6-1	210	r-Fr.
PK	66	PAUL FRICANO	5-10	192	r-Fr.
	39	Jesse Kelly	6-0	195	r-So.
LS	58	CHRIS O'RISKY	6-0	230	Sr.
	47	Drake Sutton	6-1	211	r-Fr.
KO	65	BRENDAN RENIUS	6-1	240	Sr.
	39	Jesse Kelly	6-0	211	r-Fr.
KR	44	JARON JOHNSON	6-0	175	Jr.
	11	Issac Holder	5-11	165	r-Fr.
PR	20	BLAKE BANHAM	5-10	185	r-So.
	40	Eddie Daugherty	5-7	164	So.
H	17	AUSTIN BARNES	5-11	217	r-Jr.
	84	Sam Browning	6-5	234	Sr.



OLD DOMINION MONARCHS DEPTH CHART

OFFENSE

QB	10	DAVID WASHINGTON	6-3	210	r-Sr.
	11	Blake LaRussa	5-11	185	r-Fr.
	19	Shuler Bentley	6-1	201	r-So.
RB	33	RAY LAWRY	5-10	204	Jr.
	35	Jeremy Cox	5-11	208	So.
WR	6	ZACH PASCAL	6-2	214	r-Sr.
	13	Eri'Reon Hayes	6-2	199	So.
WR	9	JONATHAN DUHART	6-3	221	Jr.
	3	Hasaan Patterson	6-2	197	r-Fr.
WR	7	TRAVIS FULGHAM	6-3	214	r-So.
	15	Isaiah Harper	5-9	168	r-So.
TE	1	MELVIN VAUGHN	6-3	259	r-Jr.
	14	Joey Verhaegh	6-3	226	r-So.
	85	Nijee Cox	6-3	234	r-Fr.
LT	73	CHAD HENDRICKS	6-6	293	r-So.
	79	Cullen Casey	6-3	294	r-Jr.
LG	74	TONY BARNETT	6-4	314	r-Fr.
	77	Manny Matiarena	6-4	302	r-Jr.
C	63	NICK CLARKE	6-4	285	r-So.
	76	Tyler Compton	6-4	290	r-Sr.
RG	66	TROY BUTLER	6-3	314	r-Sr.
	79	Cullen Casey	6-3	294	r-Jr.
RT	70	DEVIN HANNAN	6-4	293	r-Fr.
	78	Darius Garcia	6-3	304	Jr.

DEFENSE

DE	58	BUNMI ROTIMI	6-4	277	r-Jr.
	99	Daniel Appouh	6-4	246	r-So.
NT	57	RASHAAD COWARD	6-6	310	Sr.
	54	Pat Toal	6-4	311	r-So.
DT	90	MILES FOX	6-1	279	So.
	50	Torrez Wentz	6-2	278	r-So.
-or-	53	Ryan Londree	6-3	260	r-So.
STUD	98	OSHAHE XIMINES	6-3	239	r-So.
	93	Tim Ward	6-6	244	So.
OLB	22	ANTHONY WILSON	6-1	220	r-Sr.
	39	Jordan Young	6-3	220	Fr.
MLB	47	TJ RICKS	6-0	238	r-Sr.
	45	Shadow Williams	6-0	216	Sr.
OLB	40	ISAIAH WORTHY	6-1	220	r-So.
	37	Marvin Branch	6-2	216	r-So.
CB	11	BRANDON ADDISON	6-1	175	r-Jr.
	5	Jamez Brickhouse	5-10	178	r-Fr.
CB	27	AARON YOUNG	5-11	188	Sr.
	9	Jelani Carter	6-1	205	Fr.
FS	28	JUSTICE DAVILA	6-0	187	Jr.
	20	Rob Thompson	6-1	190	r-Jr.
SS	31	SEAN CARTER	6-1	196	r-So.
	3	C.J. Bradshaw	5-10	189	r-Sr.
	10	Kane Miskel	6-2	183	r-Fr.

SPECIAL TEAMS

PK	20	BRAD DAVIS	6-6	200	r-Fr.
	96	Bailey Cate	6-4	192	Fr.
P	96	BAILEY CATE	6-4	192	Fr.
	20	Brad Davis	6-6	200	r-Fr.
H	96	BAILEY CATE	6-4	192	Fr.
	49	Jacob Schwind	6-0	216	So.
LS	46	REED BUCE	6-2	209	Jr.
	49	Jacob Schwind	6-0	216	So.
KO	20	BRAD DAVIS	6-6	200	r-Fr.
	96	Bailey Cate	6-4	192	Fr.
KR	4	KESEAN STRONG	5-10	191	So.
	24	Josh Marriner	5-9	196	r-Jr.
PR	80	DARRELL BROWN	5-10	165	r-Fr.
	2	Marques Little	5-9	175	Jr.
	15	Isaiah Harper	5-9	168	r-So.





Eastern Michigan University

Eastern Michigan University is located in historic Ypsilanti, about 10 miles east of Ann Arbor, 40 miles west of Detroit and just 20 minutes from Detroit Metropolitan Airport. It is an area rich in academic, research, technological and recreational resources. The University also has sites in Livonia, Jackson, Traverse City, Flint, Detroit and Monroe.

EMU's 800 plus-acre campus of scenic flora and wooded areas includes 18 miles of walkways and jogging trails and has 122 buildings throughout the academic and athletic campuses. Eagle Crest – Eastern Michigan's conference center, golf course, and resort – is located on the banks of nearby Ford Lake.

Ypsilanti plays a leading role in industry and education. The city and the University have forged close ties that have lasted more than 160 years.

Since its inception, Eastern Michigan, first as a Normal School, then as a College and finally as a University, has grown and developed to respond to the ever-changing needs of society. Over the years, EMU has educated thousands of sons and daughters of Michigan, the nation, and the world.

The university currently serves 22,000 students who are pursuing undergraduate, graduate, specialist, doctoral and certificate degrees in the arts, sciences and professions. In all, more than 200 majors, minors and concentrations are delivered through the University's Colleges of Arts and Sciences; Business; Education; Health and Human Services; Technology, and its graduate school.

Eastern Michigan's exceptional faculty, students and alumni include CEOs from major businesses, a National Student Teacher of the Year, National Teacher of the Year, numerous Fulbright Scholars and Milken Family Foundation National Educators award winners, and several Michigan Teachers of the Year.

EMU is regularly recognized by national publications for its excellence, diversity, and commitment to applied education.



TOUGH

Toughness. Pride. Resilience. Those key words describe the EMU football program under Head Coach Chris Creighton. They are also terms befitting the proud residents of southeastern Michigan and their hard-working demeanor.

Inspired by this region of the state and the student-athletes' own backgrounds, the team challenged itself to be "E Tough," committed to great effort, sacrifice and triumphing in the face of adversity. In this spirit, the team nicknamed Rynearson Stadium "The Factory," a place where coaches and staff go to work each day to help "E Tough" student-athletes become scholars, leaders, champions and impact men. "The Factory" is highlighted by Division I Football's first gray FieldTurf playing surface.

Since taking over reigns of EMU Football in December 2013, Creighton has rallied the program to "close the gap" between its current status and the pursuit of its true potential. He studied the school, its surroundings, recruiting base and the current student-athletes. The one common thread throughout has been an uncommon 'toughness' that permeates the program.

In this spirit, the program's E Tough mentality represents:

- Team first
- Obsessed with getting better
- Unwavering in adversity
- Great effort
- Hearth

The new look within Rynearson Stadium, and moniker, "The Factory" serves as visual and name recognition for the program's ideals. They are a constant reminder to the student-athletes that being E Tough means coming ready to roll up their sleeves and to never give in or let up.

James Smith

President

Dr. James M. Smith is the 23rd president of Eastern Michigan University. He began his duties July 1, 2016.

Before coming to EMU, Smith served as president of Northern State University (NSU) in Aberdeen, South Dakota since June 2009. For the past seven years (2008-2015), NSU has been named by US News and World Report as one of the best undergraduate public institutions in the Midwest.

He has been an active fundraiser and was instrumental in helping NSU obtain the largest donation in its history, a \$15 million gift.

Another NSU success was collaborating with the University of Jinan, in Jinan, China, to develop the first and only Confucius Institute in the Dakotas. The Confucius Institute has a specific three-part focus dedicated to the teaching of Chinese language, culture, and business practices. In addition to the traditional start-up funding provided, he was able to gain local and regional support of nearly \$500,000 to launch the initiative.

Smith, 60, who grew up near Columbus, Ohio, in Washington Court House, knew early on he wanted to be a teacher. He always had admired teachers and enjoyed school. He became an elementary and middle school teacher after earning his Bachelor of Science degree in Elementary Education, from Miami University in Oxford, Ohio, in 1979. He would go on to earn a Master of Education, Educational Administration, from Xavier University in Cincinnati and a Doctor of Philosophy, Educational Leadership, from Miami University.

Over the next 28 years, he served as an elementary school principal, a teaching fellow and assistant professor at Miami, director of the Experiential Program for Preparing School Principals at Butler University in Indianapolis, and director of the Educational Leadership Program and coordinator of doctoral studies at West Texas A&M University. Smith was also vice president for Economic Development at Bowling Green State University in Bowling Green, Ohio, before heading to NSU.

Smith's wife, Dr. Connie Ruhl-Smith, has an impressive resume of her own. She has been a teacher, author and administrator, and has done extensive work in student retention and student academic support, introduction of international partnerships, and much more.



Heather Lyke

Vice President / Athletic Director

Heather Lyke is in her fourth year at Eastern Michigan University having been named EMU's Vice President/Director of Athletics on July 1, 2013. Lyke has more than 20 years of experience in intercollegiate athletics administration - 15 of which were at The Ohio State University.

The 13th athletic director in Eastern Michigan history, Lyke is the first woman to hold the full-time AD position at EMU.

Under Lyke's leadership, the EMU athletics department has thrived, compiling a total of 13 MAC Team Championships and 70 individual MAC titles. Concurrent to athletic excellence, the Green and White have seen remarkable academic achievement by its student-athletes during Lyke's tenure. The overall student-athlete graduation success rate (GSR) has climbed to 81 percent, the highest all-time in department history. Additionally, the average cumulative grade point average (GPA) is 3.252, while 69 percent of student-athletes maintain a 3.0 GPA or better.

In terms of department culture, Lyke and her staff developed a "blue print" which illustrates who the department is and the six core values that guide daily decisions. Those six pillars are: integrity always, powered by passion, student-athlete 365, impact people, inspired to innovate, and expect to win.

In regards to revenue generation and fundraising, the department has posted a 42 percent increase in revenue in terms of multi-media rights, licensing, Adidas, Pepsi, and game day revenues. Furthermore, over the past three years fundraising has grown 51 percent which represents the Eagles Pride annual fund, major gifts, and football and men's basketball premium seating.

She has overseen three key facility improvement projects at EMU during her tenure including: the installation of a new gray football field in 2014 that was recognized as the second-best field in the country by an online fan vote by USA Today; the addition of soccer bleachers in the fall of 2014; and the opening a new boat-house on Ford Lake for the rowing team in the spring of 2015. She has also renegotiated a seven-year apparel contract with adidas, while coming to terms with IMG to manage EMU's multimedia and corporate sponsorships.

Lyke and her husband, David Catalano, have three children, Elle, Sophie and Eli.



Chris Creighton

Head Coach

Chris Creighton was named the 37th Head Football Coach at Eastern Michigan University, Dec. 11, 2013, by Vice President/Director of Intercollegiate Athletics Heather Lyke. Creighton is in his third season as the head man at EMU in the 2016 season.

During his 20-year head coaching career, the 46-year-old Creighton has accumulated eight conference titles and an all-time record of 149-72 (.674 winning percentage). He departed Drake with the highest winning percentage in school history (.667) after also posting 63 wins as the head coach at Wabash College and 32 at Ottawa University.

Creighton has guided the Eagles to one of its most successful seasons in its 125-year history in 2016. EMU finished with a winning record for the first time since 1995, most wins (seven) since 1989, and its first bowl appearance since 1987 when EMU won the California Bowl. The Eagles tied the FBS mark for biggest turnarounds in 2016, improving on its win total from one win


in 2015, to its seven this season.

As an All-America quarterback, Creighton led Kenyon (Ohio) College to its only North Coast Athletic Conference title in 1989 and was named conference player of the year after setting single-season conference records for passing yardage (2,843) and touchdowns (29). He was inducted into the Kenyon College Athletic Hall of Fame in 2008.

Creighton earned a Bachelor of Arts degree from Kenyon College in 1991 and a master's degree from Concordia (Ill.) University in 1993.

Creighton is the first active head coach to be hired at Eastern Michigan since Jim Harkema in 1983. Harkema was the head coach at Grand Valley State University (1973-82) before taking over the EMU program and leading it to its only Mid-American Conference Championship in 1987 and last bowl appearance.

Chris and his wife, Heather, have two daughters, Hallie and Kate, and a son, Luke.



Coaching Staff

Kalen DeBoer - Assistant Coach/Offensive Coordinator/Quarterbacks

Neal Neathery - Assistant Coach/Defensive Coordinator/Linebackers

Chuck Bullough - Assistant Coach/Defensive Line

Todd Frakes - Assistant Coach/Safeties/Recruiting Coordinator

Ryan Grubb - Assistant Coach/Offensive Line

Herb Haygood - Assistant Coach/Wide Receivers

Aaron Keen - Assistant Coach/Special Teams Coordinator/Tight ends

Jay Peterson - Assistant Coach/Running backs

Fred Reed - Assistant Coach/Cornerbacks

Dylan Saccone - Director of Football Operations

Brian Overholt - Video Coordinator

Marcus Hall-Oliver - Graduate Assistant - Defense

Hayden Hawk - Graduate Assistant - Offense

Tate Omli - Graduate Assistant - Defense

Mike Piatkowski - Graduate Assistant - Offense

Will Temizer - Graduate Assistant- Recruiting

Eastern Michigan Eagles

Head Coach: Chris Creighton (10-26; 3 seasons at EMU; 147-72; 20 seasons overall)

OC/QB: Kalen DeBoer (press box) • **DC/LB:** Neal Neathery (sideline) • **CB:** Fred Reed (sideline) • **OL:** Ryan Grubb (sideline)

WR: Herb Haygood (sideline) • **ST/TE:** Aaron Keen (sideline) • **RB:** Jay Peterson (sideline) • **S:** Todd Frakes (press box) • **DL:** Chuck Bullough (press box)

No.	Name	Pos.	Ht.	Wt.	Cl.	Ltr.	Hometown/Last School
1	DaQuan Pace	DB	5-10	169	Sr.	3	Detroit, Mich./Cass Tech HS
3	Jason Beck	DB	6-1	201	Jr.	2	Indianapolis, Ind./Arsenal Technical HS
+ 4	Brandon Bossard	DB	6-2	213	r-Jr.	1	Eagleville, Pa./Methacton HS
+ 4	Brogan Roback	QB	6-3	206	r-Jr.	2	Maumee, Ohio/Toledo St. John's Jesuit HS
5	Shaq Vann	RB	5-10	213	r-So.	1	South Bend, Ind./John Adams HS
6	Jaylen Pickett	LB	6-0	222	So.	1	Zephyrhills, Fla./Zephyrhills HS
+ 7	Ikie Calderon	DB	5-9	180	r-Jr.	1	Neptune, N.J./College of the Desert
+ 7	Isaac Stiebeling	QB	6-4	202	Fr.	0	Fort Wayne, Ind./Snider HS
8	Luke Maclean	DL	6-5	285	r-Jr.	1	Grand Blanc, Mich./Pittsburgh HS
8	Todd Porter	QB	6-3	204	Jr.	0	O'Fallon, Ill./Garden City CC
9	Ike Spearman	LB	6-0	229	r-Sr.	2	Saint John, Ind./Lake Central HS
+10	Vince Calhoun	DB	5-11	175	Fr.	0	Middletown, Ohio/Middletown HS
+10	Aloyis Gray	WR	6-4	204	r-Sr.	1	Indianapolis, Ind/Purdue-DuPage
11	Isaac Holder	WR	5-11	165	r-Fr.	0	Tampa, Fla./Sickles HS
+12	Brian Alsobrooks	K	6-2	212	r-Fr.	0	Livonia, Mich./Churchill HS
+12	Jalen Phelps	DB	5-10	165	Fr.	0	Marietta, Ga./Hillgrove HS
+13	Justin Moody	DB	5-10	174	So.	1	Richmond, Va./Monacan HS
+13	Anton Skupin	QB	6-5	207	r-Fr.	0	South Lyon, Mich./South Lyon HS
14	Ross Williams	DB	5-11	169	r-So.	1	Southfield, Mich./Groves HS
15	Dieuly Aristilde	WR	6-4	201	r-Fr.	0	Boynton Beach, Fla./Boynton Beach HS
16	Lemar Harris	WR	6-2	194	r-So.	0	Raleigh, N.C./Millbrook HS
17	Austin Barnes	P	5-11	217	r-Jr.	2	Fairview Heights, Ill./O'Fallon HS
+18	Keyan Marshall	WR	6-2	182	Fr.	0	Toledo, Ohio/Sylvania Southview HS
+18	Austin Sanders	DB	5-7	187	r-Sr.	0	Ypsilanti, Mich./Michigan State
19	James Pensyl	QB	6-6	237	r-Fr.	0	Land O' Lakes, Fla./Land O' Lakes HS
20	Blake Banham	RB	5-10	185	r-So.	1	St. Paul, Minn./Cretin-Derham Hall HS
+21	D'Marcus Moon	LB	6-1	230	r-So.	0	Fort Wayne, Ind./North Side HS
+21	Antoine Porter	WR	5-8	185	Jr.	0	San Francisco, Calif./CC of San Francisco
22	Anthony Brown	DB	5-11	207	Sr.	1	Iowa City, Iowa/Iowa Western CC
+23	Sergio Bailey II	WR	6-0	186	Jr.	0	La Mesa, Calif./Grossmont College
+23	Kevin McGill	DB	6-0	182	Fr.	0	Waldorf, Md./Westlake HS
24	Brody Hoying	DB	5-11	209	r-Fr.	0	Coldwater, Ohio/Coldwater HS
25	Ian Eriksen	RB	5-10	206	r-So.	1	Clarkston, Mich./Clarkston HS
26	Willie Parker	RB	5-9	182	Fr.	0	Lutz, Fla./Carrollwood Day School
28	Amos Houston	DB	6-0	217	r-Sr.	3	Detroit, Mich./Loyola HS
29	Brandon Macklin	DB	6-0	197	R-So.	0	Novi, Mich./Novi HS
30	Richard Jones	DB	5-10	155	Fr.	0	Columbus, Ohio/Bishop Hartley HS
32	Juan Giraldo	DB	5-11	202	Jr.	1	Gilbert, Ariz./Mesa CC
33	Breck Turner	RB	6-1	202	r-Fr.	0	Norwalk, Ohio/Norwalk HS
34	Sal Velasquez	LB	6-1	225	Jr.	0	La Puente, Calif./Citrus College
35	Freddie McGee	WR	5-8	165	Fr.	0	Canton, Mich./Salem HS
36	Jordan Porter	DB	6-0	200	Fr.	0	Colleyville, Texas/Heritage HS
37	Alec Hullibarger	RB	6-0	205	r-So.	0	Temperance, Mich./Bedford Senior HS
38	Rashon Davis	DB	5-11	171	Fr.	0	Saint Louis, Mo./Christian Brothers College
39	Jesse Kelly	K	6-0	195	r-So.	0	Ventura, Calif./Oregon-Ventura College
40	Eddie Daugherty	WR	5-7	164	So.	1	Mentor, Ohio/Mentor HS
41	Aaron Abbott	DB	6-0	206	r-Jr.	1	Kettering, Ohio/Mount St. Joseph
42	Derric Williams	LB	6-0	216	r-Jr.	2	Lake Orion, Mich./Lake Orion HS
43	Tyler Lyle	LB	6-0	210	Fr.	0	Kalamazoo, Mich./Kalamazoo Central HS
+44	Clayton Dryfuse	DL	6-4	251	Fr.	0	Tiffin, Ohio/Columbian HS
+44	Jaron Johnson	WR	6-0	175	Jr.	0	Moreno Valley, Calif./Mt. San Jacinto College
45	Lavonte Robinson	FB/LB	5-8	237	r-Jr.	2	Cleveland, Ohio/St. Edward HS
46	Chad Bata	LB	6-1	208	r-Fr.	0	Westlake, Ohio/Westlake HS
47	Drake Sutton	LS	6-1	211	r-Fr.	0	Menomonee Falls, Wis./Menomonee Falls HS
48	Lion King	DL	6-4	244	r-So.	0	Southfield, Mich./Southfield HS
49	Tyler Onda	LB	6-0	229	r-So.	1	Jackson, Mich./Northwest HS
50	Jake Hurcombe	DL	6-2	285	r-Sr.	2	Lincolnshire, Ill./Stevenson HS
51	Kyle Rachwal	LB	6-3	231	r-So.	1	Lapeer, Mich./Lapeer East HS
52	Pat O'Connor	DL	6-4	270	r-Sr.	3	Chicago, Ill./Saint Rita HS
53	Ivan Orah	P	6-1	210	r-Fr.	0	Temperance, Mich./Bedford HS
54	Ka'John Armstrong	OL	6-4	294	r-So.	1	Detroit, Mich./Loyola HS
55	Clay Holford	DL	6-2	251	r-Fr.	0	Carrollton, Texas/Hebron HS
+56	Jimmy Leatiota	OL	6-3	298	r-So.	0	San Jose, Calif./College of San Mateo
+56	Justice Williams	DL	6-4	229	Fr.	0	Belleville, Mich./Belleville HS
57	Jeremy Hickey	OL	6-4	312	r-So.	1	Troy, Mich./Brother Rice HS
58	Chris O'Risky	LS	6-0	230	Sr.	3	Poseyville, Ind./North Posey HS
+59	Thad Abram	LB	6-4	210	r-Fr.	0	Woodhaven, Mich./Woodhaven HS

No.	Name	Pos.	Ht.	Wt.	Cl.	Ltr.	Hometown/Last School
+59	Dan Samuelson	OL	6-5	297	r-Jr.	0	Plymouth, Ind./Michigan
60	Mike Van Hoeven	OL	6-5	283	Fr.	0	Paw Paw, Mich./Paw Paw HS
61	Jake Donnellon	OL	6-5	283	Fr.	0	Ann Arbor, Mich./Gabriel Richard HS
62	Dale Midkiff	OL	6-5	274	Fr.	0	New Boston, Mich./Huron HS
64	Thomas Major	OL	6-2	261	r-Fr.	0	Macomb, Mich./Dakota HS
65	Brendan Renius	K	6-1	240	r-Sr.	3	Lambertville, Mich./Bedord Senior HS
66	Paul Fricano	K	5-10	192	r-Fr.	0	Rochester N.Y./Churchville-Chili HS
68	Chase Lynch	DL	6-4	248	Fr.	0	Fenton, Mich./Fenton HS
71	Darien Terrell	OL	6-4	317	r-Sr.	3	Canton, Ohio/Massillon Jackson HS
72	Andrew Wylie	OL	6-6	311	r-Sr.	3	Midland, Mich./Midland HS
73	Rob Pavletich	OL	6-5	290	r-Fr.	0	Neeenah, Wis./Neeenah HS
74	Steve Nielsen	OL	6-8	320	Fr.	0	Dragoer, Denmark/La Lumiere (Ind.) School
75	Cole Gardner	OL	6-5	295	r-Sr.	3	Batavia, Ill./Batavia HS
77	Chris Bukoski	OL	6-5	263	r-So.	1	Dewitt, Mich./Dewitt HS
78	Dakota Tallman	OL	6-5	309	r-So.	1	LaGrange, Ohio/Elyria Catholic HS
79	Pete Bergman	OL	6-9	314	r-Fr.	0	Casper, Wyo./Natrona County HS
80	Austin Stone	WR	5-11	206	r-Jr.	2	Palmyra, Va./Fork Union Military Academy
81	Kevin Davis	WR	5-11	193	r-Sr.	1	Indianapolis, Ind./Indiana
82	Nigel Kilby	TE	6-7	239	r-Fr.	0	Fort Wayne, Ind./Northrup HS
83	Tre'Shawn Fields	TE	6-4	210	r-Fr.	0	Grand Rapids, Mich./Grand Rapids CC
84	Sam Browning	TE	6-5	234	Sr.	1	Escondido, Calif./Palomar CC
85	Dan Buschman	TE	6-3	243	r-Jr.	1	Brighton, Mich./Brighton HS
86	Izaiah Fuller	WR	6-4	198	r-So.	1	Cincinnati, Ohio/LaSalle HS
87	Mathew Sexton	WR	5-11	167	Fr.	0	Clinton, Mich./Clinton HS
88	Bryce Kemp	TE	6-5	233	r-Fr.	0	Baxter, Iowa/Baxter Community School
89	Johnnie Niupalau	WR	6-0	228	Jr.	0	San Mateo, Calif./College of San Mateo
90	Jeremiah Harris	DL	6-5	258	r-So.	2	Lambertville, Mich./Bedord Senior HS
91	Michael Smith Jr.	DL	6-3	297	Fr.	0	Frostproof, Fla./Frostproof HS
92	Maxx Crosby	DL	6-5	265	r-Fr.	0	Colleyville, Texas/Colleyville Heritage HS
93	Derrick Dunlap	DL	6-0	292	r-Jr.	2	Indianapolis, Ind./Lawrence Central HS
94	Hunter Andrews	DL	6-4	252	r-Fr.	0	Metamora, Mich./Lapeer HS
95	Oddie Granger	DL	6-3	325	Jr.	0	East Saint Louis, Ill./Dodge City CC
96	Mike Brown	DL	6-2	297	r-Sr.	4	Sandusky, Ohio/Sandusky HS
97	Kwanii Figueroa	DL	6-2	284	So.	1	Brooklyn, N.Y./Paramus Catholic HS
98	Chris Hendricks	DL	6-5	307	r-So.	1	Fruitport, Mich./Fruitport HS
+99	Dion Dawson	DL	6-0	351	Sr.	0	Cincinnati, Ohio/Dodge City CC
+99	Sam Girodat	TE	6-3	251	r-Fr.	0	Jackson, Mich./Lumen Christi HS

+ - duplicate number

EASTERN MICHIGAN PRONUNCIATIONS

Dieuly Aristilde	dew-LEE AIR-is-tilled	Kyle Rachwal	rockwall
Chad Bata	bat-AH	Brendan Renius	rain-E-us
Brandon Bossard	BUH-sard	Brogan Roback	ROW-back
Ikie Calderon	eye-KEY	Lavonte Robinson	luh-VON-tay
Kwanii Figueroa	kwan-EE	Anton Skupin	AN-tahn SKOO-pin
Juan Giraldo	heh-RAL-doh	Darien Terrell	ter-RELL
Sam Girodat	jeer-O-dat	Mike VanHoeven	van-HOE-vuhn
Oddie Granger	OH-dee	Coaches	
Jake Hurcombe	HUR-come	Chuck Bullough	BULL-ah
Jimmy Leatiota	LEE-ah-TEE-oh-tah	Chris Creighton	CRAY-ton
Johnnie Niupalau	new-PLOW	Kalen DeBoer	duh-BOR
Rob Pavletich	pav-LET-ick	Neal Neathery	NETH-er-ee
James Pensyl	pencil		

EASTERN MICHIGAN QUICK FACTS

Location	Ypsilanti, Mich.	Stadium	Rynearson Field
Founded	1849	Surface	FieldTurf
Enrollment	22,430	Capacity	30,200
Nickname	Eagles	Basic Offense	Multiple
Colors	Green and White	Basic Defense	Multiple
Conference	Mid-American Conference	Bowl Appearance	Third
President	James M. Smith, Ph.D.		1971 Pioneer Bowl - Louisiana Tech 14, EMU 3
VP/Director of Athletics	Heather Lyke		1987 California Bowl - EMU 30, San Jose State 27



EASTERN MICHIGAN ALPHABETICAL PLAYER ROSTER



41 · DB
AARON ABBOTT
Kettering, Ohio



59 · LB
THAD ABRAM
Woodhaven, Mich.



12 · K
BRIAN ALSBROOKS
Livonia, Mich.



94 · DL
HUNTER ANDREWS
Metamora, Mich.




15 · WR
DIEULY ARISTILDE
Boynton Beach, Fla.




54 · OL
KA'JOHN ARMSTRONG
Detroit, Mich.



23 · WR
SERGIO BAILEY II
La Mesa, Calif.



20 · RB
BLAKE BANHAM
St. Paul, Minn.



17 · P
AUSTIN BARNES
Fairview Heights, Ill.



46 · LB
CHAD BATA
Westlake, Ohio



3 · DB
JASON BECK
Indianapolis, Ind.



79 · OL
PETE BERGMAN
Casper, Wyo.



4 · DB
BRANDON BOSSARD
Eagleville, Pa.



22 · DB
ANTHONY BROWN
Iowa City, Iowa




96 · DL
MIKE BROWN
Sandusky, Ohio



84 · TE
SAM BROWNING
Escondido, Calif.




77 · OL
CHRIS BUKOSKI
Dewitt, Mich.



85 · TE
DAN BUSCHMAN
Brighton, Mich.



7 · DB
IKIE CALDERON
Neptune, N.J.



10 · DB
VINCE CALHOUN
Middletown, Ohio



92 · DL
MAXX CROSBY
Colleyville, Texas



40 · WR
EDDIE DAUGHERTY
Mentor, Ohio



81 · WR
KEVIN DAVIS
Indianapolis, Ind.



38 · DB
RASHON DAVIS
Saint Louis, Mo.



99 · DL
DION DAWSON
Cincinnati, Ohio




61 · OL
JAKE DONNELLON
Ann Arbor, Mich.




44 · DL
CLAYTON DRYFUSE
Tiffin, Ohio



93 · DL
DERRICK DUNLAP
Indianapolis, Ind.



25 · RB
IAN ERIKSEN
Clarkston, Mich.



83 · TE
TRE'SHAWN FIELDS
Grand Rapids, Mich.



97 · DL
KWANII FIGUEROA
Brooklyn, N.Y.



66 · K
PAUL FRICANO
Rochester N.Y.



86 · WR
IZAIAH FULLER
Cincinnati, Ohio



75 · OL
COLE GARDNER
Batavia, Ill.



32 · DB
JUAN GIRALDO
Gilbert, Ariz.




99 · TE
SAM GIRODAT
Jackson, Mich.



95 · DL
ODDIE GRANGER
East Saint Louis, Ill.



10 · WR
ALOYIS GRAY
Indianapolis, Ind



90 · DL
JEREMIAH HARRIS
Lambertville, Mich.



16 · WR
LEMAR HARRIS
Raleigh, N.C.




98 · DL
CHRIS HENDRICKS
Fruitport, Mich.



57 · OL
JEREMY HICKEY
Troy, Mich.



11 · WR
ISAAC HOLDER
Tampa, Fla.



55 · DL
CLAY HOLFORD
Carrollton, Texas




28 · DB
AMOS HOUSTON
Detroit, Mich.



24 · DB
BRODY HOYING
Coldwater, Ohio



37 · RB
ALEC HULLIBARGER
Temperance, Mich.



50 · OL
JAKE HURCOMBE
Lincolnshire, Ill.




44 · WR
JARON JOHNSON
Moreno Valley, Calif.



30 · DB
RICHARD JONES
Columbus, Ohio




39 · K
JESSE KELLY
Ventura, Calif.




88 · TE
BRYCE KEMP
Baxter, Iowa



82 · TE
NIGEL KILBY
Fort Wayne, Ind.



48 · DL
LION KING
Southfield, Mich.



76 · OL
BRANDON LEAHEY
Parker, Colo.



56 · OL
JIMMY LEATIOTA
San Jose, Calif.



43 · LB
TYLER LYLE
Kalamazoo, Mich.



68 · DL
CHASE LYNCH
Fenton, Mich.




29 · DB
BRANDON MACKLIN
Novi, Mich.



8 · DL
LUKE MACLEAN
Grand Blanc, Mich.



64 · OL
THOMAS MAJOR
Macomb, Mich.



18 · WR
KEYAN MARSHALL
Toledo, Ohio



35 · WR
FREDDIE MCGEE
Canton, Mich.



23 · DB
KEVIN MCGILL
Waldorf, Md.




62 · OL
DALE MIDKIFF
New Boston, Mich.



13 · DB
JUSTIN MOODY
Richmond, Va.




21 · LB
D'MARCUS MOON
Fort Wayne, Ind.




74 · OL
STEVE NIELSEN
Dragoer, Denmark




89 · WR
JOHNNIE NIUPALAU
San Mateo, Calif.



52 · DL
PAT O'CONNOR
Chicago, Ill.




58 · LS
CHRIS O'RISKY
Poseyville, Ind.



49 · LB
TYLER ONDA
Jackson, Mich.




53 · P
IVAN ORAHA
Temperance, Mich.



1 · DB
DAQUAN PACE
Detroit, Mich.



26 · RB
WILLIE PARKER
Lutz, Fla.



73 · OL
ROB PAVLETICH
Neenah, Wis.



19 · QB
JAMES PENSYL
Land O'Á Lakes, Fla.



12 · DB
JALEN PHELPS
Marietta, Ga.



6 · LB
JAYLEN PICKETT
Zephyrhills, Fla.



21 · WR
ANTOINE PORTER
San Francisco, Calif.



36 · DB
JORDAN PORTER
Colleyville, Texas



8 · QB
TODD PORTER
O'Fallon, Ill.




51 · LB
KYLE RACHWAL
Lapeer, Mich.



65 · K
BRENDAN RENIUS
Lambertville, Mich.



4 · QB
BROGAN ROBACK
Maumee, Ohio




45 · FB/LB
LAVONTE ROBINSON
Cleveland, Ohio



59 · OL
DAN SAMUELSON
Plymouth, Ind.



18 · DB
AUSTIN SANDERS
Ypsilanti, Mich.



87 · WR
MATHEW SEXTON
Clinton, Mich.



13 · QB
ANTON SKUPIN
South Lyon, Mich.



91 · DL
MICHAEL SMITH JR.
Frostproof, Fla.




9 · LB
IKE SPEARMAN
Saint John, Ind.



7 · QB
ISAAC STIEBELING
Fort Wayne, Ind.



80 · WR
AUSTIN STONE
Palmyra, Va.



47 · LS
DRAKE SUTTON
Menomonee Falls, Wis.



78 · OL
DAKOTA TALLMAN
LaGrange, Ohio



71 · OL
DARIEN TERRELL
Canton, Ohio



33 · RB
BRECK TURNER
Norwalk, Ohio



60 · OL
MIKE VAN HOEVEN
Paw Paw, Mich.



5 · RB
SHAQ VANN
South Bend, Ind.




34 · LB
SAL VELASQUEZ
La Puente, Calif.



42 · LB
DERRIC WILLIAMS
Lake Orion, Mich.



56 · DL
JUSTICE WILLIAMS
Belleville, Mich.



14 · DB
ROSS WILLIAMS
Southfield, Mich.



72 · OL
ANDREW WYLIE
Midland, Mich.



2016 Eastern Michigan Football
Eastern Michigan Overall Team Statistics (as of Dec 16, 2016)
All games



Team Statistics	EMU	OPP
SCORING	365	364
Points Per Game	30.4	30.3
Points Off Turnovers	87	72
FIRST DOWNS	275	291
Rushing	107	111
Passing	151	152
Penalty	17	28
RUSHING YARDAGE	1898	1972
Yards gained rushing	2094	2212
Yards lost rushing	196	240
Rushing Attempts	442	463
Average Per Rush	4.3	4.3
Average Per Game	158.2	164.3
TDs Rushing	21	23
PASSING YARDAGE	3549	3259
Comp-Att-Int	283-472-16	268-441-10
Average Per Pass	7.5	7.4
Average Per Catch	12.5	12.2
Average Per Game	295.8	271.6
TDs Passing	23	22
TOTAL OFFENSE	5447	5231
Total Plays	914	904
Average Per Play	6.0	5.8
Average Per Game	453.9	435.9
KICK RETURNS: #-Yards	44-890	52-994
PUNT RETURNS: #-Yards	8-27	16-115
INT RETURNS: #-Yards	10-128	16-239
KICK RETURN AVERAGE	20.2	19.1
PUNT RETURN AVERAGE	3.4	7.2
INT RETURN AVERAGE	12.8	14.9
FUMBLES-LOST	13-6	29-13
PENALTIES-Yards	73-726	68-639
Average Per Game	60.5	53.2
PUNTS-Yards	60-2624	65-2541
Average Per Punt	43.7	39.1
Net punt average	40.5	36.5
KICKOFFS-Yards	73-4301	69-4077
Average Per Kick	58.9	59.1
Net kick average	39.1	38.6
TIME OF POSSESSION/Game	30:39	29:21
3RD-DOWN Conversions	82/183	70/168
3rd-Down Pct	45%	42%
4TH-DOWN Conversions	8/12	11/15
4th-Down Pct	67%	73%
SACKS BY-Yards	20-114	13-89
MISC YARDS	0	-1
TOUCHDOWNS SCORED	45	49
FIELD GOALS-ATTEMPTS	17-22	8-14
ON-SIDE KICKS	0-1	0-0
RED-ZONE SCORES	(47-52) 90%	(35-42) 83%
RED-ZONE TOUCHDOWNS	(34-52) 65%	(29-42) 69%
PAT-ATTEMPTS	(40-41) 98%	(44-47) 94%
ATTENDANCE	106064	137383
Games/Avg Per Game	6/17677	6/22897
Neutral Site Games		0/0

Score by Quarters	1st	2nd	3rd	4th	OT	Total
Eastern Michigan	72	84	121	88	0	365
Opponents	73	70	79	135	7	364



2016 Eastern Michigan Football
Eastern Michigan Overall Individual Statistics (as of Dec 16, 2016)
All games



Rushing	gp-gs	att	gain	loss	net	avg	td	lg	avg/g
ERIKSEN, Ian	10-7	175	765	24	741	4.2	9	31	74.1
TURNER, Breck	9-1	69	382	13	369	5.3	4	50	41.0
BANHAM, Blake	8-1	48	234	3	231	4.8	2	50	28.9
ROBACK, Brogan	9-7	57	272	77	195	3.4	2	21	21.7
PORTER, Todd	5-5	41	196	23	173	4.2	1	30	34.6
VANN, Shaq	2-2	21	170	4	166	7.9	2	58	83.0
BAILEY, Sergio	12-11	3	22	0	22	7.3	0	10	1.8
HULLIBARGER, Alec	12-0	3	16	0	16	5.3	0	9	1.3
PARKER, Willie	5-0	10	21	9	12	1.2	1	7	2.4
SEXTON, Mathew	7-0	1	9	0	9	9.0	0	9	1.3
DAUGHERTY, Eddie	12-6	1	7	0	7	7.0	0	7	0.6
PORTER, Antoine	12-3	1	0	0	0	0.0	0	0	0.0
TEAM	6-0	12	0	43	-43	-3.6	0	0	-7.2
Total	12	442	2094	196	1898	4.3	21	58	158.2
Opponents	12	463	2212	240	1972	4.3	23	60	164.3

Punt Returns	no.	yds	avg	td	lg
BANHAM, Blake	5	27	5.4	0	14
HOLDER, Isaac	2	-1	-0.5	0	0
DAUGHERTY, Eddie	1	1	1.0	0	1
Total	8	27	3.4	0	14
Opponents	16	115	7.2	1	54

Interceptions	no.	yds	avg	td	lg
PACE, DaQuan	3	50	16.7	0	35
PICKETT, Jaylen	2	57	28.5	1	36
CALHOUN, Vince	2	-2	-1.0	0	0
HARRIS, Jeremiah	1	8	8.0	0	8
RACHWAL, Kyle	1	17	17.0	0	17
WILLIAMS, Ross	1	-2	-2.0	0	0
Total	10	128	12.8	1	36
Opponents	16	239	14.9	3	66

Passing	gp-gs	effic	comp-att-int	pct	yds	td	lg	avg/g
ROBACK, Brogan	9-7	133.40	193-326-6	59.2	2394	16	75	266.0
PORTER, Todd	5-5	127.80	87-142-9	61.3	1064	7	49	212.8
HOLDER, Isaac	12-1	218.80	1-2-1	50.0	64	0	64	5.3
PENSYL, James	1-0	213.40	2-2-0	100.0	27	0	16	27.0
Total	12	132.42	283-472-16	60.0	3549	23	75	295.8
Opponents	12	134.77	268-441-10	60.8	3259	22	87	271.6

Kick Returns	no.	yds	avg	td	lg
JOHNSON, Jaron	19	351	18.5	0	44
BANHAM, Blake	9	270	30.0	0	69
MOODY, Justin	4	71	17.8	0	27
HOLDER, Isaac	4	61	15.2	0	20
SANDERS, Austin	3	78	26.0	0	51
SEXTON, Mathew	3	41	13.7	0	21
TURNER, Breck	2	18	9.0	0	16
Total	44	890	20.2	0	69
Opponents	52	994	19.1	0	46

Receiving	gp-gs	no.	yds	avg	td	lg	avg/g
BAILEY, Sergio	12-11	55	799	14.5	6	57	66.6
PORTER, Antoine	12-3	44	491	11.2	4	38	40.9
KILBY, Nigel	12-1	34	437	12.9	4	64	36.4
DAUGHERTY, Eddie	12-6	25	217	8.7	0	24	18.1
NIUPALAU, Johnnie	12-10	24	328	13.7	3	49	27.3
ERIKSEN, Ian	10-7	21	243	11.6	0	32	24.3
ARISTILDE, Dieuly	5-0	18	412	22.9	2	75	82.4
HOLDER, Isaac	12-1	16	123	7.7	1	17	10.2
BROWNING, Sam	8-2	11	99	9.0	0	23	12.4
BUSCHMAN, Dan	12-12	10	166	16.6	2	32	13.8
TURNER, Breck	9-1	7	61	8.7	0	18	6.8
BANHAM, Blake	8-1	5	53	10.6	0	27	6.6
PARKER, Willie	5-0	5	32	6.4	0	10	6.4
SEXTON, Mathew	7-0	3	51	17.0	0	40	7.3
FULLER, Izaiah	11-1	2	19	9.5	0	18	1.7
ROBINSON, Lavonte	12-1	2	13	6.5	1	9	1.1
DAVIS, Kevin	3-0	1	5	5.0	0	5	1.7
Total	12	283	3549	12.5	23	75	295.8
Opponents	12	268	3259	12.2	22	87	271.6

Fumble Returns	no.	yds	avg	td	lg
FIGUEROA, Kwani	1	10	10.0	0	10
HARRIS, Jeremiah	1	11	11.0	0	11
Total	2	21	10.5	0	11
Opponents	3	15	5.0	0	9



2016 Eastern Michigan Football
Eastern Michigan Overall Individual Statistics (as of Dec 16, 2016)
All games



Scoring	td	fg	PAT				dpx	saf	pts
			kick	rush	rcv	pass			
FRICANO, Paul	-	17-22	40-41	-	-	-	-	-	91
ERIKSEN, Ian	9	-	-	-	-	-	-	-	54
BAILEY, Sergio	6	-	-	-	1	-	-	-	38
KILBY, Nigel	4	-	-	-	-	-	-	-	24
PORTER, Antoine	4	-	-	-	-	-	-	-	24
TURNER, Breck	4	-	-	-	-	-	-	-	24
NIUPALAU, Johnnie	3	-	-	-	-	-	-	-	18
VANN, Shaq	2	-	-	-	-	-	-	-	12
BANHAM, Blake	2	-	-	-	-	-	-	-	12
BUSCHMAN, Dan	2	-	-	-	-	-	-	-	12
ARISTILDE, Dieuly	2	-	-	-	-	-	-	-	12
ROBACK, Brogan	2	-	-	-	-	1-3	-	-	12
HOLDER, Isaac	1	-	-	-	-	-	-	-	6
PORTER, Todd	1	-	-	-	-	-	-	-	6
ROBINSON, Lavonte	1	-	-	-	-	-	-	-	6
PICKETT, Jaylen	1	-	-	-	-	-	-	-	6
PARKER, Willie	1	-	-	-	-	-	-	-	6
TEAM	-	-	-	-	-	-	1	-	2
DAUGHERTY, Eddie	-	-	-	-	-	0-1	-	-	0
Total	45	17-22	40-41	-	1	1-4	-	1	365
Opponents	49	8-14	44-47	-	1	1-2	-	-	364

Total Offense	g	plays	rush	pass	total	avg/g
ROBACK, Brogan	9	383	195	2394	2589	287.7
PORTER, Todd	5	183	173	1064	1237	247.4
ERIKSEN, Ian	10	175	741	0	741	74.1
TURNER, Breck	9	69	369	0	369	41.0
BANHAM, Blake	8	48	231	0	231	28.9
VANN, Shaq	2	21	166	0	166	83.0
HOLDER, Isaac	12	2	0	64	64	5.3
PENSYL, James	1	2	0	27	27	27.0
BAILEY, Sergio	12	3	22	0	22	1.8
HULLIBARGER, Alec	12	3	16	0	16	1.3
PARKER, Willie	5	10	12	0	12	2.4
SEXTON, Mathew	7	1	9	0	9	1.3
DAUGHERTY, Eddie	12	1	7	0	7	0.6
TEAM	6	12	-43	0	-43	-7.2
Total	12	914	1898	3549	5447	453.9
Opponents	12	904	1972	3259	5231	435.9

Field Goals	fg	pct.	01-19	20-29	30-39	40-49	50-99	lg	blk
FRICANO, Paul	17-22	77.3	0-0	6-6	7-8	4-8	0-0	46	0

FG Sequence	Eastern Michigan	Opponents
Mississippi Valley	44,(35)	-
Missouri	41	-
Charlotte	(22),(36),(30)	(29),52,(25)
Wyoming	(46),(29)	(37),22
Bowling Green	-	30,(32)
Toledo	(34),(44)	-
Ohio	(22),37,(34)	(22),(47)
Western Michigan	(36)	(44)
Miami	(40)	-
Ball State	(34),(25)	-
Northern Illinois	40,(24)	36,(33),47
Central Michigan	41,(23),(41)	55

Punting	no.	yds	avg	lg	tb	fc	i20	50+	blk
BARNES, Austin	60	2624	43.7	61	4	20	27	18	0
Total	60	2624	43.7	61	4	20	27	18	0
Opponents	65	2541	39.1	69	7	25	23	7	0

Kickoffs	no.	yds	avg	tb	ob	retn	net	ydln
RENIUS, Brendan	73	4301	58.9	18	1			
Total	73	4301	58.9	18	1	19.1	39.1	25
Opponents	69	4077	59.1	21	0	20.2	38.6	26

Numbers in (parentheses) indicate field goal was made.



2016 Eastern Michigan Football
Eastern Michigan Overall Individual Statistics (as of Dec 16, 2016)
All games



All Purpose	g	rush	rcv	pr	kr	ir	total	avg/g
ERIKSEN, Ian	10	741	243	0	0	0	984	98.4
BAILEY, Sergio	12	22	799	0	0	0	821	68.4
BANHAM, Blake	8	231	53	27	270	0	581	72.6
PORTER, Antoin	12	0	491	0	0	0	491	40.9
TURNER, Breck	9	369	61	0	18	0	448	49.8
KILBY, Nigel	12	0	437	0	0	0	437	36.4
ARISTILDE, Die	5	0	412	0	0	0	412	82.4
JOHNSON, Jaro	7	0	0	0	351	0	351	50.1
NIUPALAU, Joh	12	0	328	0	0	0	328	27.3
DAUGHERTY, E	12	7	217	1	0	0	225	18.8
ROBACK, Broga	9	195	0	0	0	0	195	21.7
HOLDER, Isaac	12	0	123	-1	61	0	183	15.2
PORTER, Todd	5	173	0	0	0	0	173	34.6
BUSCHMAN, Da	12	0	166	0	0	0	166	13.8
VANN, Shaq	2	166	0	0	0	0	166	83.0
SEXTON, Mathe	7	9	51	0	41	0	101	14.4
BROWNING, Sa	8	0	99	0	0	0	99	12.4
SANDERS, Aust	8	0	0	0	78	0	78	9.8
MOODY, Justin	11	0	0	0	71	0	71	6.5
PICKETT, Jayle	12	0	0	0	0	57	57	4.8
PACE, DaQuan	12	0	0	0	0	50	50	4.2
PARKER, Willie	5	12	32	0	0	0	44	8.8
FULLER, Izaiah	11	0	19	0	0	0	19	1.7
RACHWAL, Kyle	12	0	0	0	0	17	17	1.4
HULLIBARGER,	12	16	0	0	0	0	16	1.3
ROBINSON, Lav	12	0	13	0	0	0	13	1.1
HARRIS, Jeremi	12	0	0	0	0	8	8	0.7
DAVIS, Kevin	3	0	5	0	0	0	5	1.7
CALHOUN, Vinc	12	0	0	0	0	-2	-2	-0.2
WILLIAMS, Ros	8	0	0	0	0	-2	-2	-0.2
TEAM	6	-43	0	0	0	0	-43	-7.2
Total	12	1898	3549	27	890	128	6492	541.0
Opponents	12	1972	3259	115	994	239	6579	548.2



2016 Eastern Michigan Football
Eastern Michigan Overall Defensive Statistics (as of Dec 16, 2016)
All games



##	Defensive Leaders	gp-gs	Tackles				tfl/yds	Sacks no-yds	Pass defense			Fumbles		blkd	
			ua	a	tot				int-yds	brup	qbh	rcv-yds	ff	kick	saf
51	RACHWAL, Kyle	12-9	36	65	101	1.0-7	.	1-17	.	3	1-0	.	.	.	
3	BECK, Jason	12-12	43	55	98	6.0-18	0.5-0	.	3	2	
1D	CALHOUN, Vince	12-12	42	31	73	1.5-2	.	2--2	6	.	.	1	.	.	
90	HARRIS, Jeremiah	12-12	18	45	63	8.0-39	3.5-30	1-8	3	6	3-11	3	2	.	
7	CALDERON, Ikie	11-8	35	25	60	3.0-3	1.0-1	.	1	.	1-0	2	.	.	
42	WILLIAMS, Derric	12-6	24	31	55	4.5-5	.	.	2	.	.	1	.	.	
13	MOODY, Justin	11-0	30	19	49	1.5-3	.	.	2	
1	PACE, DaQuan	12-12	28	19	47	1.0-3	.	3-50	9	
9	SPEARMAN, Ike	10-9	18	25	43	2.0-12	2.0-12	.	.	1	1-0	.	.	.	
52	O'CONNOR, Pat	12-12	15	23	38	12.5-60	8.0-49	.	2	15	.	5	.	.	
32	GIRALDO, Juan	12-3	19	14	33	.	.	.	4	.	.	2	.	.	
2M	McGILL, Kevin	12-5	22	9	31	.	.	.	3	.	1-0	.	.	.	
92	CROSBY, Maxx	12-0	8	23	31	5.5-11	1.5-4	.	1	11	1-0	.	.	.	
6	PICKETT, Jaylen	12-0	10	19	29	.	.	2-57	1	1	1-0	.	.	.	
12	PHELPS, Jalen	12-4	18	9	27	.	.	.	4	
96	BROWN, Mike	12-12	2	24	26	2.0-7	.	.	2	
24	HOYING, Brody	12-1	9	15	24	1	.	.	
99	DAWSON, Dion	12-5	2	16	18	0.5-3	0.5-3	.	1	1	
98	HENDRICKS, Chris	12-0	4	11	15	1.0-0	0.5-0	1	.	.	
55	HOLFORD, Clay	11-0	5	7	12	1.0-6	.	.	.	2	
93	DUNLAP, Derrick	10-0	3	8	11	
14	WILLIAMS, Ross	8-3	7	3	10	.	.	1--2	
95	GRANGER, Oddie	12-0	6	4	10	1.0-1	.	.	1	1	
8D	MACLEAN, Luke	10-7	2	7	9	2.0-7	0.5-4	.	3	3	
49	ONDA, Tyler	12-0	2	7	9	
97	FIGUEROA, Kwani	12-0	1	8	9	1.0-3	1.0-3	.	.	.	1-10	.	.	.	
28	HOUSTON, Amos	11-0	2	5	7	
37	HULLIBARGER, Alec	12-0	1	3	4	
18	SANDERS, Austin	8-0	1	3	4	
87	SEXTON, Mathew	7-0	3	1	4	
44	JOHNSON, Jaron	7-0	2	1	3	
23	BAILEY, Sergio	12-11	2	1	3	.	.	.	1	1	
25	ERIKSEN, Ian	10-7	1	1	2	
41	ABBOTT, Aaron	8-0	.	1	1	
38	DAVIS, Rashon	9-0	.	1	1	
16	HARRIS, Lemar	9-0	.	1	1	1-0	.	.	.	
84	BROWNING, Sam	8-2	.	1	1	
88	KEMP, Bryce	12-0	.	1	1	
40	DAUGHERTY, Eddie	12-6	1	.	1	
TM	TEAM	6-0	1	.	1	1-0	.	.	1	
82	KILBY, Nigel	12-1	1	.	1	
33	TURNER, Breck	9-1	1	.	1	
21	PORTER, Antoine	12-3	1	.	1	
20	BANHAM, Blake	8-1	.	1	1	
48	KING, Lion	1-0	.	1	1	
58	O'RISKY, Chris	12-0	1-0	.	.	.	
Total		12	426	544	970	55-190	20-114	10-128	49	47	13-21	16	2	1	
Opponents		12	420	476	896	40-137	13-89	16-239	62	48	6-15	9	.	.	



2016 Eastern Michigan Football
Eastern Michigan Team Game-by-Game (as of Dec 16, 2016)
All games



TEAM STATISTICS

Date	Opponent	Rushing				Receiving				Passing				Kick Returns				Punt Returns				tot	
		no.	yds	td	lg	no.	yds	td	lg	cmp-att-int	yds	td	lg	no.	yds	td	lg	no.	yds	td	lg	off	
Sep 02	MISSISSIPPI VALLEY	44	281	5	58	17	198	3	34	17-24-1	198	3	34	4	146	0	69	1	5	0	5	479	
Sep 10	at Missouri	46	141	2	30	23	287	1	32	23-45-2	287	1	32	0	0	0	0	0	0	0	0	428	
Sep 17	at Charlotte	30	72	1	12	24	285	2	49	24-31-1	285	2	49	5	142	0	47	0	0	0	0	357	
Sep 23	WYOMING	47	239	2	50	17	261	1	40	17-34-4	261	1	40	4	73	0	38	0	0	0	0	500	
Oct 01	at Bowling Green	45	212	1	23	21	262	3	64	21-30-1	262	3	64	1	16	0	16	0	0	0	0	474	
Oct 08	TOLEDO	20	62	1	10	20	255	1	44	20-38-1	255	1	44	4	46	0	16	0	0	0	0	317	
Oct 15	at Ohio	32	88	0	24	29	347	3	57	29-39-0	347	3	57	4	71	0	27	1	1	0	1	435	
Oct 22	at Western Michigan	30	142	3	38	29	319	1	56	29-45-1	319	1	56	6	97	0	38	0	0	0	0	461	
Oct 29	MIAMI	23	33	0	11	23	328	2	75	23-39-1	328	2	75	3	56	0	21	2	14	0	14	361	
Nov 08	at Ball State	37	154	3	25	37	468	3	40	37-72-1	468	3	40	4	66	0	26	2	8	0	6	622	
Nov 16	NORTHERN ILLINOIS	56	291	2	29	17	184	1	25	17-38-2	184	1	25	5	77	0	20	0	0	0	0	475	
Nov 22	CENTRAL MICHIGAN	32	183	1	50	26	355	2	42	26-37-1	355	2	42	4	100	0	44	2	-1	0	0	538	
Eastern Michigan		442	1898	21	58	283	3549	23	75	283-472-16	3549	23	75	44	890	0	69	8	27	0	14	5447	
		463	1972	23	60	268	3259	22	87	268-441-10	3259	22	87	52	994	0	46	16	115	1	54	5231	

Games: 12 • Avg/rush: 4.3 • Avg/catch: 12.5 • Pass effic: 132.42 • KR avg: 20.2 • PR avg: 3.4 • All purpose avg/game: 541.0 • Total offense avg/gm: 453.9

Date	Opponent	Tackles				Sacks		Fumble		Pass Defense			blkd	PAT Attempts			off		
		ua	a	total	tfl-yds	no-yds	ff	fr-yds	int-yds	qbh	brup	kick	kick	rush	rcv	saf	t/o	pts	
Sep 02	MISSISSIPPI VALLEY	26	50	76	8.0-45	4.0-29	2	2-11	0-0	10	6	0	8-8	0	0	1	14	61	
Sep 10	at Missouri	46	28	74	2.0-4	0.0-0	2	2-0	0-0	1	1	0	3-3	0	0	0	7	21	
Sep 17	at Charlotte	42	38	80	6.0-17	2.0-10	1	1-0	2-57	5	2	0	4-4	0	0	0	21	37	
Sep 23	WYOMING	22	64	86	7.0-26	3.0-17	2	2-0	1--2	4	3	1	3-3	0	0	0	7	27	
Oct 01	at Bowling Green	41	40	81	4.0-8	2.0-6	1	0-0	1-0	1	12	0	4-4	0	0	0	0	28	
Oct 08	TOLEDO	40	62	102	7.0-14	1.0-3	0	0-0	0-0	4	2	0	2-2	0	0	0	0	20	
Oct 15	at Ohio	41	34	75	4.0-12	2.0-8	1	1-0	1-35	5	3	0	3-3	0	0	0	0	27	
Oct 22	at Western Michigan	52	30	82	4.0-13	1.0-7	3	1-10	1--2	1	0	0	4-4	0	0	0	14	31	
Oct 29	MIAMI	24	58	82	3.0-15	1.0-8	1	1-0	0-0	3	3	0	0-0	0	0	0	3	15	
Nov 08	at Ball State	34	46	80	4.0-15	3.0-11	1	3-0	2-15	2	8	0	4-5	0	1	0	14	48	
Nov 16	NORTHERN ILLINOIS	34	50	84	5.0-14	0.0-0	0	0-0	1-17	2	5	1	3-3	0	0	0	7	24	
Nov 22	CENTRAL MICHIGAN	24	44	68	1.0-7	1.0-7	2	0-0	1-8	9	4	0	2-2	0	0	0	0	26	
Eastern Michigan		426	544	970	55.0-190	19.0-106	16	13-21	10-128	47	49	2	40-41	0	1	1	87	365	
		420	476	896	40.0-137	13.0-89	9	6-15	16-239	48	62	0	44-47	0	1	0	72	364	

Date	Opponent	Punting										Field Goals			Kickoffs				
		no.	yds	avg	long	blkd	tb	fc	50+	i20	md-att	long	blkd	no.	yds	avg	tb	ob	
Sep 02	MISSISSIPPI VALLEY	2	93	46.5	52	0	0	1	1	1	1-2	35	0	10	618	61.8	2	0	
Sep 10	at Missouri	8	376	47.0	55	0	1	0	3	4	0-1	0	0	4	254	63.5	1	0	
Sep 17	at Charlotte	3	140	46.7	50	0	0	0	1	1	3-3	36	0	8	432	54.0	2	0	
Sep 23	WYOMING	5	236	47.2	58	0	1	1	2	2	2-2	46	0	6	339	56.5	3	0	
Oct 01	at Bowling Green	5	250	50.0	56	0	0	2	2	3	0-0	0	0	5	314	62.8	2	0	
Oct 08	TOLEDO	6	264	44.0	57	0	0	1	3	1	2-2	44	0	5	304	60.8	1	0	
Oct 15	at Ohio	4	172	43.0	56	0	0	2	2	3	2-3	34	0	6	362	60.3	0	1	
Oct 22	at Western Michigan	3	141	47.0	51	0	0	1	1	1	1-1	36	0	5	290	58.0	2	0	
Oct 29	MIAMI	6	288	48.0	61	0	2	2	3	3	1-1	40	0	4	253	63.2	1	0	
Nov 08	at Ball State	8	294	36.8	42	0	0	3	0	4	2-2	34	0	9	554	61.6	4	0	
Nov 16	NORTHERN ILLINOIS	6	241	40.2	48	0	0	4	0	1	1-2	24	0	5	229	45.8	0	0	
Nov 22	CENTRAL MICHIGAN	4	129	32.2	43	0	0	3	0	3	2-3	41	0	6	352	58.7	0	0	
Eastern Michigan		60	2624	43.7	61	0	4	20	18	27	17-22	46	0	73	4301	58.9	18	1	
		65	2541	39.1	69	0	7	25	7	23	8-14	47	2	69	4077	59.1	21	0	



2016 Eastern Michigan Football
Eastern Michigan Opponent Game-by-Game (as of Dec 16, 2016)
All games



OPPONENT STATISTICS

Date	Opponent	Rushing				Receiving				Passing				Kick Returns				Punt Returns				tot off
		no.	yds	td	lg	no.	yds	td	lg	cmp-att-int	yds	td	lg	no.	yds	td	lg	no.	yds	td	lg	
Sep 02	MISSISSIPPI VALLEY	32	23	1	11	19	178	1	39	19-38-0	178	1	39	8	139	0	25	0	0	0	0	201
Sep 10	at Missouri	38	170	2	26	27	477	5	87	27-40-0	477	5	87	3	64	0	24	3	73	1	54	647
Sep 17	at Charlotte	39	157	0	22	23	199	2	28	23-44-2	199	2	28	6	128	0	42	3	-3	0	0	356
Sep 23	WYOMING	38	79	1	8	19	234	0	42	19-29-1	234	0	42	3	31	0	18	1	2	0	2	313
Oct 01	at Bowling Green	42	206	2	41	23	250	1	46	23-47-1	250	1	46	2	23	0	15	0	0	0	0	456
Oct 08	TOLEDO	51	220	1	16	25	247	4	63	25-31-0	247	4	63	4	65	0	26	3	13	0	17	467
Oct 15	at Ohio	30	124	1	27	26	291	1	35	26-43-1	291	1	35	5	108	0	24	1	1	0	1	415
Oct 22	at Western Michigan	38	163	3	15	29	398	3	51	29-35-1	398	3	51	3	64	0	30	1	6	0	6	561
Oct 29	MIAMI	43	230	3	54	15	175	1	54	15-23-0	175	1	54	3	75	0	28	1	8	0	8	405
Nov 08	at Ball State	34	149	3	16	30	393	3	62	30-51-2	393	3	62	5	118	0	46	2	6	0	4	542
Nov 16	NORTHERN ILLINOIS	52	324	3	60	11	161	1	74	11-25-1	161	1	74	4	83	0	43	0	0	0	0	485
Nov 22	CENTRAL MICHIGAN	26	127	3	41	21	256	0	43	21-35-1	256	0	43	6	96	0	21	1	9	0	9	383
Opponents		463	1972	23	60	268	3259	22	87	268-441-10	3259	22	87	52	994	0	46	16	115	1	54	5231
		442	1898	21	58	283	3549	23	75	283-472-16	3549	23	75	44	890	0	69	8	27	0	14	5447

Games: 12 • Avg/rush: 4.3 • Avg/catch: 12.2 • Pass effic: 134.77 • KR avg: 19.1 • PR avg: 7.2 • All purpose avg/game: 548.2 • Total offense avg/gm: 435.9

Date	Opponent	Tackles				Sacks no-yds	Fumble		Pass Defense			blkd kick	PAT Attempts			off				
		ua	a	total	tfl-yds		ff	fr-yds	int-yds	qbh	brup		kick	rush	rcv	saf	t/o	pts		
Sep 02	MISSISSIPPI VALLEY	31	46	77	3.0-7	0.0-0	0	0-0	1-0	2	2	0	2-2	0	0	0	0	0	0	14
Sep 10	at Missouri	44	28	72	4.0-9	1.0-5	0	0-0	2-64	3	15	0	7-9	0	0	0	0	7	61	
Sep 17	at Charlotte	29	42	71	3.0-7	1.0-3	0	0-0	1-3	5	1	0	1-2	0	0	0	0	0	19	
Sep 23	WYOMING	32	48	80	6.0-23	2.0-18	0	0-0	4-119	6	3	0	3-3	0	0	0	24	24		
Oct 01	at Bowling Green	34	48	82	1.0-2	0.0-0	0	1-0	1-0	1	3	0	2-2	0	1	0	7	25		
Oct 08	TOLEDO	21	26	47	1.0-3	0.0-0	0	1-0	1-0	7	3	0	5-5	0	0	0	7	35		
Oct 15	at Ohio	38	38	76	3.0-15	1.0-13	1	1-2	0-0	7	6	0	2-2	0	0	0	3	20		
Oct 22	at Western Michigan	51	22	73	3.0-10	0.0-0	2	1-9	1-0	2	6	0	6-6	0	0	0	10	45		
Oct 29	MIAMI	27	28	55	6.0-34	5.0-33	2	0-0	1-0	4	4	0	4-4	0	0	0	0	28		
Nov 08	at Ball State	38	62	100	5.0-11	1.0-4	2	2-4	1-0	2	9	0	5-5	0	0	0	14	41		
Nov 16	NORTHERN ILLINOIS	43	44	87	2.0-6	1.0-5	1	0-0	2-36	4	6	0	4-4	0	0	0	0	31		
Nov 22	CENTRAL MICHIGAN	32	44	76	3.0-10	1.0-8	1	0-0	1-17	5	4	0	3-3	0	0	0	0	21		
Opponents		420	476	896	40.0-137	13.0-89	9	6-15	16-239	48	62	0	44-47	0	1	0	72	364		
		426	544	970	55.0-190	19.0-106	16	13-21	10-128	47	49	2	40-41	0	1	1	87	365		

Date	Opponent	Punting										Field Goals			Kickoffs				
		no.	yds	avg	long	blkd	tb	fc	50+	i20	md-att	long	blkd	no.	yds	avg	tb	ob	
Sep 02	MISSISSIPPI VALLEY	8	266	33.2	38	0	0	6	0	2	0-0	0	0	4	217	54.2	0	0	
Sep 10	at Missouri	4	175	43.8	56	0	0	1	1	2	0-0	0	0	10	650	65.0	10	0	
Sep 17	at Charlotte	3	144	48.0	51	0	0	1	1	3	2-3	29	0	5	314	62.8	0	0	
Sep 23	WYOMING	6	224	37.3	40	0	0	2	0	4	1-2	37	1	5	291	58.2	1	0	
Oct 01	at Bowling Green	6	262	43.7	69	0	1	2	1	2	1-2	32	0	5	246	49.2	1	0	
Oct 08	TOLEDO	5	200	40.0	56	0	2	2	1	1	0-0	0	0	6	351	58.5	2	0	
Oct 15	at Ohio	5	176	35.2	40	0	1	2	0	1	2-2	47	0	5	243	48.6	0	0	
Oct 22	at Western Michigan	2	71	35.5	37	0	0	0	0	1	1-1	44	0	8	471	58.9	2	0	
Oct 29	MIAMI	5	212	42.4	48	0	2	0	0	1	0-0	0	0	5	317	63.4	2	0	
Nov 08	at Ball State	9	379	42.1	57	0	1	3	1	0	0-0	0	0	7	439	62.7	3	0	
Nov 16	NORTHERN ILLINOIS	5	171	34.2	50	0	0	2	1	3	1-3	33	1	5	308	61.6	0	0	
Nov 22	CENTRAL MICHIGAN	7	261	37.3	55	0	0	4	1	3	0-1	0	0	4	230	57.5	0	0	
Opponents		65	2541	39.1	69	0	7	25	7	23	8-14	47	2	69	4077	59.1	21	0	
		60	2624	43.7	61	0	4	20	18	27	17-22	46	0	73	4301	58.9	18	1	

Old Dominion University

Old Dominion University is Virginia's forward-focused doctoral research university, emphasizing rigorous academic programs, strategic partnerships and active civic engagement. ODU contributes \$2.1 billion in GDP annually to Virginia's economy.

ODU was founded in 1930 as a two-year extension of the College of William and Mary and Virginia Tech. Its mission initially was to train teachers and engineers. It evolved into a four-year institution and won independence in 1962 as Old Dominion College. It attained university status in 1969.

Today, Old Dominion enrolls about 25,000 students, including nearly 5,000 graduate students, who are enrolled in about 140 academic programs. Twenty-nine faculty members have won the Outstanding Faculty Award given by the State Council of Higher Education for Virginia, including three in the past three years.

The university's entrepreneurial approach to problem solving drives cutting-edge research and fuels partnerships with government, business, industry and the community. Old Dominion has won worldwide recognition for its work in such fields as sea level rise and bioelectrics, where researchers are succeeding in killing cancer cells with lightning-fast electrical pulses.

The campus represents a rich tapestry of backgrounds, cultures and ages. Old Dominion boasts one of the most diverse student bodies in Virginia, with students from all 50 states and more than 100 countries. ODU's graduates include a Rhodes Scholar and the first undergraduate in Virginia to earn a patent. This year, four students won the State Department's prestigious Gilman Scholarships to study abroad.

Situated on 251 acres on the waterfront near downtown Norfolk and featuring garden



areas, reflecting pools and spacious green lawns, the campus offers the best of both worlds – a beautiful, serene setting within the bustling Hampton Roads metro area. Prospective students and families are welcome to visit the campus Monday through Saturday throughout the year.

John R. Broderick

President

John R. Broderick has served as Old Dominion University's eighth president since 2008. Under his leadership, Old Dominion has forged progress in areas from research to diversity, with an emphasis on solving real-world problems and building on the region's strengths.

During his tenure, the university established the Center for the Study of Sea Level Rise, the Strome Entrepreneurial Center and a comprehensive student success model, which has led to historic highs in retention and graduation rates.

President Broderick has presided over an increase in public and private funding to the university. Under his leadership, Old Dominion has received more than \$660 million in new resources.

This year, the university announced the largest gift in its history, a \$35 million donation from Richard and Carolyn Barry, to create the Barry Art Museum in 2018. In October, the university opened the Kate and John R. Broderick Dining Commons. Student leaders requested that the state-of-the-art dining hall be named after the President and First Lady to recognize their commitment to inclusion and student success.

President Broderick has emphasized diversity and community service during his tenure. In athletics, he oversaw the return of football to Old Dominion in 2009 after a 69-year absence, adding a rush of excitement and a burst of spirit to campus.

President Broderick is chairman of Conference USA's Board of Directors and past chairman of the Virginia Council of Presidents of colleges and universities and the Virginia Space Grant Consortium.

The Brodericks are proud Monarch parents. They have three sons. Two are graduates. The other is a student at Old Dominion.



Dr. Camden Wood Selig

Athletic Director

Dr. Camden Wood Selig begins his seventh year as Director of Athletics at Old Dominion University, where his "Championship Effort" philosophy has helped to guide the department as one of the most respected and successful intercollegiate programs in the nation.

During his tenure, Selig has directed the University's move to Conference USA, overseen the transition of the football program to the FBS level, and led major athletic facility expansion and enhancement for virtually all 18 programs.

One of the most dramatic and gratifying accomplishments for Selig has been the academic success of the 18 intercollegiate teams. In 2015-16, 140 student athletes (31%) earned Dean's List honors with a 3.4 or higher GPA. ODU led all C-USA schools, for the third straight year, with 261 student athletes on the league's honor roll with a 3.0 or higher. Women's lacrosse and women's soccer were recognized by the NCAA for perfect four-year Academic Progress Rate (APR) scores, while six teams earned one-year scores of 1000, and all teams scored above 950.

One needs only to visit the ODU campus to see Selig's contributions to the growth and improvement of athletic venues including The Bernett & Blanche Mitchum Basketball Performance Center, a privately funded \$8.5 million state-of-the-art facility.

Selig has placed a high priority on increasing revenue, with a goal of 10 percent annual growth. Since his arrival in 2010, athletics has exceeded those goals every year. Donations to support the Old Dominion Athletic Foundation annual fund have jumped from \$2.73 million in 2010 to \$4.72 million in 2015-16.

Selig and his wife Ellen of Annapolis, MD, have three children, Lex, 19, a sophomore at Western Kentucky University, Nick, 17, and Julianna, 12, who both attend Norfolk Collegiate School.



Bobby Wilder

Head Coach

Bobby Wilder was hired 10 years ago as Old Dominion's first football coach and restarted the program after a 69-year hiatus in 2009. Wilder has led the Monarchs to a 17-5 record in its first two years, the best record by an FCS start-up program, led ODU to a Colonial Athletic Association Championship in 2012 and a final ranking of No. 6 in the FCS polls, and following the Monarchs' transition to FBS, the first bowl game in school history in just the second year of bowl eligibility.

Wilder and the Monarchs enter the Popeyes Bahamas Bowl with a 9-3 record and 7-1 mark in Conference USA. The Monarchs lead Conference USA in rushing offense, turnover margin and have the fewest penalties in the league. Wilder has tutored quarterback David Washington, a quarterback turned wide receiver and now quarterback again, to be protective of the football. Washington is one of four quarterbacks to have thrown 25

or more touchdown passes and four or less interceptions this season. Ray Lawry rushed for a second-straight 1,000-yard season, while TJ Ricks and Anthony Wilson have combined for 183 tackles on defense.

ODU has a 66-30 record in eight seasons of play under Wilder and is an impressive 21-16 in three years playing an FBS schedule.

Prior to his arrival at ODU, Wilder served on the Maine staff for 17 years and was promoted to assistant head coach and offensive coordinator in 2000, before moving to associate head coach in 2001.

A 1987 graduate of Maine with a degree in physical education, Wilder captained the Black Bears to the Yankee Conference Championship his senior year. An All-New England quarterback in 1985, he left Maine as the school's all-time leading passer with 4,493 yards, and is currently sixth on the career passing list.



Coaching Staff

Associate Head Coach/Offensive Coordinator -

Brian Scott

Defensive Coordinator/Linebackers - Rich Nagy

Assistant Defensive Coordinator/

Recruiting Coordinator/Safeties - Kermit Buggs

Wide Receivers - Arick Forrest

Assistant Head Coach/Defensive Line -

Jeff Comissiong

Offensive Line - Chris Malone

Cornerbacks - Sam Perryman

Pass Game Coordinator/Quarterbacks -

Ron Whitcomb

Special Teams Coordinator/Running Backs -

Charles Bankins

GA/Offensive Line - Jack Lowney

GA/Wide Receivers - Craig Wilkins

GA/Linebackers - Jordan Orlovsky

GA/Linebackers - Connor Beerworth

Assistant Dir. of Recruiting - Jay Haeseker

Director of Operations - Tim Kovacs



Old Dominion Monarchs

Head Coach: Bobby Wilder (66-30; 8 seasons at ODU/overall)

Assoc. HC/OC: Brian Scott (press box) • **DC/LB:** Rich Nagy (sideline) • **Asst. DC/S:** Kermit Buggs (press box) • **WR:** Arick Forrest (sideline) • **Asst. HC/DL:** Jeff Comissiong (sideline) • **OL:** Chris Malone (sideline) • **CB:** Sam Perryman (sideline) • **PGC/QB:** Ron Whitcomb (sideline) • **ST/RB:** Charles Bankins (sideline)

No.	Name	Pos.	Ht.	Wt.	Cl.	Ltr.	Hometown/Last School
+ 1	Melvin Vaughn	TE	6-2	259	r-Jr.	2	Chesapeake, Va./Oscar Smith HS
+ 1	Lawrence Holley	CB	6-2	206	r-So.	0	Harrisburg, Pa./Susquehanna Township HS
2	Marques Little	WR	5-9	175	Jr.	2	Williamstown, N.J./Williamstown HS
+ 3	C.J. Bradshaw	S	5-10	189	r-Sr.	2	Kinston, N.C./Kinston HS
+ 3	Hasaan Patterson	WR	6-2	197	r-Fr.	0	Atlanta, Ga./Westlake HS
4	Kesean Strong	WR	5-10	191	So.	1	Oxon Hill, Md./Potomac HS
5	Jamez Brickhouse	CB	5-10	178	r-Fr.	0	Virginia Beach, Va./Bayside HS
6	Zach Pascal	WR	6-2	214	r-Sr.	3	Upper Marlboro, Md./Wise HS
+ 7	Travis Fulgham	WR	6-3	214	r-So.	1	Ashburn, Va./Broad Run HS
+ 7	Elijah Blue	CB	6-0	186	Fr.	0	Norfolk, Va./Norview HS
+ 8	Drayton Arnold	QB	5-11	190	Fr.	0	Myrtle Beach, S.C./Myrtle Beach HS
+ 8	Akim Bundu-Fitz	CB	6-1	183	r-Fr.	0	Springfield, Va./Robert E. Lee HS
+ 8	Noah Ellison	WR	6-2	189	Fr.	0	Sicklerville, N.J./Timber Creek HS
+ 9	Jonathan Duhart	WR	6-3	221	Jr.	2	Midlothian, Va./Manchester HS
+ 9	Jelani Carter	DB	6-1	205	Fr.	0	Roanoke, Va./Northside HS
+10	David Washington	QB	6-3	210	r-Sr.	3	Raleigh, N.C./Southeast Raleigh HS
+10	Kane Miskel	S	6-2	183	r-Fr.	0	Suffolk, Va./King's Fork HS
+11	Brandon Addison	CB	5-10	175	r-Jr.	1	Suffolk, Va./Western Branch HS
+11	Blake LaRussa	QB	5-10	185	r-Fr.	0	Virginia Beach, Va./Bishop Sullivan HS
+12	Christian Byrum	S	6-1	182	r-So.	1	Virginia Beach, Va./Tallwood HS
+12	Brennan Lewis	QB	6-3	187	Fr.	0	Beaufort, N.C./East Carteret HS
13	Eri'Reon Hayes	WR	6-2	199	So.	1	Dillon, S.C./Dillon HS
+14	Joey Verhaegh	TE	6-3	226	r-So.	0	Boise, Idaho/Fullerton CC
+14	J.C. Williamson	CB	5-9	170	r-Fr.	0	Portsmouth, Va./Norcom HS
+15	Isaiah Harper	WR	5-9	168	r-So.	1	Chesapeake, Va./Grassfield HS
+15	Prince Ajegwu	S	6-3	201	Fr.	0	Baltimore, Md./Eastern Tech HS
+16	Jamshyer McUmber	DB	6-0	176	r-So.	0	Bethesda, Md./Chevy Chase HS
+16	Kevin Sheckells	QB	6-4	230	Fr.	0	Annapolis, Md./St. Mary's HS
+17	Andre Bernhard	S	6-2	201	Jr.	0	Stafford, Va./Christopher Newport
+17	Kody Cunningham	QB	6-4	209	Fr.	0	Virginia Beach, Va./Ocean Lakes HS
+18	Jordan Glover	CB	5-11	175	r-So.	0	Virginia Beach, Va./Princess Anne HS
+18	Scott McCluney	WR	6-1	160	Fr.	0	Gaffney, S.C./Gaffney HS
19	Shuler Bentley	QB	6-1	201	r-So.	1	Duncan, S.C./Byrnes HS
+20	Rob Thompson	S	6-1	190	r-Jr.	2	Hammonton, N.J./St. Joseph HS
+20	Brad Davis	K	6-6	200	r-Fr.	0	Chesapeake, Va./Oscar Smith HS
21	Justin Noye	S	6-1	210	r-So.	1	Rochester, N.Y./East Rochester HS
22	Anthony Wilson	LB	6-1	220	r-Sr.	3	Alexandria, Va./Marshall
23	Brandon Simmons	RB	5-9	188	Jr.	2	Virginia Beach, Va./Ocean Lakes HS
24	Josh Marriner	RB	5-9	195	Jr.	0	Chesapeake, Va./UConn
+25	Denzel Williams	S	6-2	206	r-Fr.	0	Dinwiddie, Va./Dinwiddie HS
+25	Brandon Sinclair	RB	5-10	205	Fr.	0	Myrtle Beach, S.C./Myrtle Beach HS
+25	Chris Kirtley	K/P	6-1	198	So.	1	Fort Lauderdale, Fla./St. Thomas Aquinas HS
+26	Parrish Gordon	S	6-0	201	Fr.	0	Richmond, Va./Benedictine HS
+26	Justin Cooper	RB	5-11	203	r-So.	0	Chester, Va./Thomas Dale HS
27	Aaron Young	CB	5-11	188	Sr.	3	Washington, D.C./Archbishop Carroll HS
+28	Justice Davila	S	6-0	187	Jr.	2	Erial, N.J./Timber Creek HS
+28	Malik Fuller	RB	5-9	173	r-So.	0	Nokesville, Va./Fork Union
29	Joe Joe Headen	CB	5-10	172	Fr.	0	Harrisburg, Pa./Bishop McDevitt HS
30	Nick Ferrari-Smith	RB	5-9	182	r-Fr.	0	Nokesville, Va./Patriot HS
31	Sean Carter	S	6-1	196	r-So.	1	Stafford, Va./Colonial Forge HS
+32	Gemonta Jackson	RB	5-10	191	r-Fr.	0	Petersburg, Va./Petersburg HS
+32	Jordan Lauzon	LB	6-1	225	Fr.	0	Virginia Beach, Va./Ocean Lakes HS
+33	Jay Lawry	RB	5-10	204	Jr.	2	Logan Township, N.J./Kingsway Regional HS
+33	Tyler Darr	LB	6-2	225	Fr.	0	District Heights, Md./Suitland HS
34	Lawrence Garner	LB	6-2	218	Fr.	0	Columbus, N.J./Northern Burlington HS
35	Jeremy Cox	RB	5-11	208	So.	1	Hope Mills, N.C./Fork Union
36	Brent Priester	LB	6-2	218	Fr.	0	Brooklyn, N.Y./Christ the King HS
37	Marvin Branch	LB	6-2	216	r-So.	1	Suffolk, Va./Nansemond River HS
38	Richard Thomas	LB	6-0	229	Sr.	0	Meridan, Miss./Pearl River CC
39	Jordan Young	LB	6-3	220	Fr.	0	Coatesville, Pa./Coatesville HS
40	Isaiah Worthy	LB	6-1	220	r-So.	1	Westville, N.J./West Deptford HS
41	Demetrius Stitmon	LB	6-0	210	Fr.	0	Suffolk, Va./Nansemond River HS
42	Derek Wilder	LB	6-1	243	r-Fr.	0	Norfolk, Va./Maury HS
43	Zach Lackman	LB	6-2	219	Fr.	0	North Fort Myers, Fla./Dunbar HS
+44	Terez Dickerson	LB	6-4	195	r-Fr.	0	Vinton, Va./William Byrd HS
+44	Marcus Joyner	TE	6-2	250	Fr.	0	Camden, N.C./Camden County HS
45	Shadow Williams	LB	6-0	216	Sr.	0	Land O Lakes, Fla./Glendale CC

No.	Name	Pos.	Ht.	Wt.	Cl.	Ltr.	Hometown/Last School
45	Shadow Williams	LB	6-0	216	Sr.	0	Land O Lakes, Fla./Glendale CC
46	Reed Buce	LS	6-2	209	Jr.	0	Peoria, Ariz./Glendale CC
47	TJ Ricks	LB	6-0	238	r-Sr.	3	Hampton, Va./Kecoughtan HS
48	Joe Tillman	K	5-6	160	Sr.	0	Mathews, Va./Mathews HS
49	Jacob Schwind	LS	6-0	216	So.	0	Warrenton, Va./Kettle Run HS
50	Torrez Wentz	DT	6-2	278	r-So.	0	Warrenton, Ga./Warrenton HS
51	Dontae Weatherly	DT	6-1	290	Fr.	0	Exmore, Va./Broadwater HS
52	Juwan Ross	DT	6-2	290	Fr.	0	Daytona Beach, Fla./Father Lopez Catholic HS
53	Ryan Londree	DT	6-3	260	r-So.	0	Charlottesville, Va./Albemarle HS
54	Pat Toal	DT	6-4	311	r-So.	1	Hazlet, N.J./Raritan HS
55	Brandon Tyson	DT	6-1	337	r-So.	0	Midlothian, Va./Clover Hill HS
56	Anthony Resek	LB	6-0	215	Fr.	0	Virginia Beach, Va./Kempsville HS
57	Rashaad Coward	DT	6-6	310	Sr.	3	Brooklyn, N.Y./Sheepshead Bay HS
58	Bunmi Rotimi	DE	6-4	277	r-Jr.	2	Alexandria, Va./West Potomac HS
60	Mufu Taiwo	DL	6-5	304	r-Fr.	0	Waldorf, Md./McDonough HS
61	Andrew Lawson	OL	6-3	301	Fr.	0	Spring Grove, Pa./Spring Grove HS
62	Hunter Sosebee	OT	6-7	285	r-Fr.	0	Tunnel Hill, Ga./Ringgold HS
63	Nick Clarke	C	6-4	285	r-So.	1	Mechanicsville, Va./Atlee HS
64	Ian Cox	OL	6-4	300	Fr.	0	Newport News, Va./Denbigh HS
65	A.J. Davison	OG	6-6	326	Jr.	0	Santa Rosa, Calif./Rancho Cotate HS
66	Troy Butler	OL	6-3	314	r-Sr.	3	Chesapeake, Va./Hickory HS
68	Jace Mallory	OL	6-4	270	Fr.	0	Richmond, Va./Benedictine HS
69	Ty-Kee McCullers	OL	6-2	260	Fr.	0	Virginia Beach, Va./Bayside HS
70	Devin Hannan	OT	6-4	293	r-Fr.	0	Belle Vernon, Pa./Belle Vernon Area HS
71	Isaac Weaver	OL	6-6	271	Fr.	0	Marietta, Ga./Lassiter HS
72	T.J. Storment	OL	6-6	324	Fr.	0	Statesville, N.C./Statesville HS
73	Chad Hendricks	OT	6-6	294	r-So.	1	Blackstone, Va./Nottoway HS
74	Tony Barnett	OL	6-4	314	r-Fr.	0	Roseland, Va./Nelson County/Fork Union HS
76	Tyler Compton	OG	6-4	290	r-Sr.	3	Virginia Beach, Va./Princess Anne HS
77	Manuel Matiarena	OL	6-4	302	r-Jr.	0	Los Angeles, Calif./Salesian/Pasadena CC
78	Darius Garcia	OT	6-3	304	Jr.	2	Chesterfield, Va./Fork Union
79	Cullen Casey	OT	6-3	294	r-Jr.	1	Rochester, N.Y./McQuaid Jesuit HS
80	Darrell Brown	WR	5-9	165	r-Fr.	0	Hampton, Va./Bethel HS
82	Cortez Chase-Ervin	TE	6-3	219	Fr.	0	Germantown, Md./Seneca Valley HS
83	Jake Herslow	WR	6-0	170	Fr.	0	Virginia Beach, Va./Cox HS
84	Kevin Todd	WR	6-2	200	Fr.	0	Chesapeake, Va./Oscar Smith HS
85	Nijee Cox	TE	6-3	234	r-Fr.	0	Virginia Beach, Va./Salem HS
90	Miles Fox	DT	6-1	279	So.	1	Lawrenceville, Ga./Collins Hill HS
91	Casey Bernard	DE	6-2	234	r-Fr.	0	White Plains, Md./St. Mary's Ryken HS
92	Jude Brenya	DE	6-3	256	Sr.	3	Cranberry, N.J./Hightstown HS
93	Tim Ward	DE	6-6	244	So.	1	High Point, N.C./High Point Central HS
94	Scott Wiggins	DE	6-3	232	Sr.	3	Roselle, N.J./Fork Union
95	Sam White	DE	6-3	243	Fr.	0	Orlando, Fla./Boone HS
96	Bailey Cate	P	6-4	192	Fr.	0	Orange Park, Fla./Orange Park HS
98	Oshane Ximines	DE	6-3	239	r-So.	1	Ahoskie, N.C./Hertford County HS
99	Daniel Appouh	DE	6-4	246	r-So.	1	Germantown, Md./Seneca Valley HS

+ - duplicate number

OLD DOMINION PRONUNCIATIONS

Daniel Appouh	Ah-Poo	Marques Little	Mar-Kees
Prince Ajegwu	Ah-Jeg-Wu	Manny Matiarena	Matt-ee-ah-rain-ah
Akim Bundu-Fitz	Ah-Keem	Jamshyer McUmber	Ja-Shy-ah
Bailey Cate	Kate	Bunmi Rotimi	BOOM-ee Row-tee-me
Nijee Cox	Ny-gee	Hunter Sosebee	Soze-bee
Justice Davila	Dah-Veel-ya	Mufu Taiwo	Moo-foo Ty-wo
Eri'Reon Hayes	Ear-ee-ahn	Oshane Ximines	Oh-Shane Zim-ah-Nes
Gemonta Jackson	Ge-mahn-tay	Joey Verhaigh	Vare-hey

OLD DOMINION QUICK FACTS

Location	Norfolk, Va.	Director of Athletics	Dr. Camden Wood Selig
Founded	1930	Stadium	Foreman Field at S.B. Ballard Stadium
Enrollment	24,828	Surface	Astroturf GameDay Grass 3D
Nickname	Monarchs	Capacity	20,118
Colors	Slate Blue, Sliver and Light Blue	Basic Offense	Spread
Conference	Conference USA	Basic Defense	4-3
President	John R. Broderick	Bowl Appearance	First



OLD DOMINION ALPHABETICAL PLAYER ROSTER



11 · CB
**BRANDON
ADDISON**
Suffolk, Va.



15 · S
PRINCE AJEGWU
Baltimore, Md.




99 · DE
DANIEL APOUH
Germantown, Md.



8 · QB
**DRAYTON
ARNOLD**
Myrtle Beach, S.C.



74 · OL
TONY BARNETT
Roseland, Va.



19 · QB
**SHULER
BENTLEY**
Duncan, S.C.



91 · DE
CASEY BERNARD
White Plains, Md.



17 · S
**ANDRE
BERNHARD**
Stafford, Va.



7 · CB
ELIJAH BLUE
Norfolk, Va.



3 · S
C.J. BRADSHAW
Kinston, N.C.



37 · LB
**MARVIN
BRANCH**
Suffolk, Va.




92 · DE
JUDE BRENYA
Cranberry, N.J.



5 · CB
**JAMEZ
BRICKHOUSE**
Virginia Beach, Va.



80 · WR
**DARRELL
BROWN**
Hampton, Va.



46 · LS
REED BUCE
Peoria, Ariz.



66 · OL
TROY BUTLER
Chesapeake, Va.



12 · S
**CHRISTIAN
BYRUM**
Virginia Beach, Va.




9 · CB
JELANI CARTER
Roanoke, Va.



31 · S
SEAN CARTER
Stafford, Va.



79 · OT
CULLEN CASEY
Rochester, N.Y.



96 · P
BAILEY CATE
Orange Park, Fla.



63 · C
NICK CLARKE
Mechanicsville, Va.



76 · OG
TYLER COMPTON
Virginia Beach, Va.



26 · RB
JUSTIN COOPER
Chester, Va.




57 · DT
**RASHAAD
COWARD**
Brooklyn, N.Y.



35 · RB
JEREMY COX
Hope Mills, N.C.



85 · TE
NIJEE COX
Virginia Beach, Va.



17 · QB
**KODY
CUNNINGHAM**
Virginia Beach, Va.



31 · LB
TYLER DARR
District Heights, Md.



28 · S
JUSTICE DAVILA
Erial, N.J.



20 · K
BRAD DAVIS
Chesapeake, Va.



65 · OL
A.J. DAVISON
Santa Rosa, Calif.



44 · LB
TEREZ DICKERSON
Vinton, Va.



9 · WR
JONATHAN DUHART
Midlothian, Va.



8 · WR
NOAH ELLISON
Sickleville, N.J.



82 · TE
CORTEZ CHASE-ERVIN
Germantown, Md.



8 · CB
AKIM BUNDU-FITZ
Springfield, Va.



90 · DT
MILES FOX
Lawrenceville, Ga.



7 · WR
TRAVIS FULGHAM
Ashburn, Va.



28 · RB
MALIK FULLER
Nokesville, Va.



78 · OT
DARIUS GARCIA
Chesterfield, Va.



34 · LB
LAWRENCE GARNER
Columbus, N.J.



18 · CB
JORDAN GLOVER
Virginia Beach, Va.



26 · S
PARRISH GORDON
Richmond, Va.



70 · OT
DEVIN HANNAN
Belle Vernon, Pa.



15 · WR
ISAIAH HARPER
Chesapeake, Va.



13 · WR
ERI'REON HAYES
Dillon, S.C.



29 · CB
JOE JOE HEADEN
Harrisburg, Pa.



73 · OT
CHAD HENDRICKS
Blackstone, Va.




83 · WR
JAKE HERSLOW
Virginia Beach, Va.




1 · CB
LAWRENCE HOLLEY
Harrisburg, Pa.



32 · RB
GEMONTA JACKSON
Petersburg, Va.



25 · K
CHRIS KIRTLEY
Fort Lauderdale, Fla.



43 · LB
ZACH LACKMAN
North Fort Myers, Fla.



11 · QB
BLAKE LARUSSA
Virginia Beach, Va.



33 · RB
RAY LAWRY
Logan Township, N.J.



61 · OL
ANDREW LAWSON
Spring Grove, Pa.



12 · QB
BRENNAN LEWIS
Beaufort, N.C.



2 · WR
MARQUES LITTLE
Williamstown, N.J.



53 · DT
RYAN LONDREE
Charlottesville, Va.



68 · OL
JACE MALLORY
Richmond, Va.



24 · RB
JOSH MARRINER
Chesapeake, Va.



77 · OL
MANUEL MATIARENA
Los Angeles, Calif.



18 · WR
SCOTT MCCLUNEY
Gaffney, S.C.



69 · OL
TY-KEE MCCULLERS
Virginia Beach, Va.



16 · DB
JAMSHYER MCUMBER
Bethesda, Md.



10 · S
KANE MISKEL
Suffolk, Va.



21 · S
JUSTIN NOYE
Rochester, N.Y.



6 · WR
ZACH PASCAL
Upper Marlboro, Md.



3 · WR
HASAAAN
PATTERSON
 Atlanta, Ga.



36 · LB
BRENT
PRIESTER
 Brooklyn, N.Y.



56 · LB
ANTHONY
RESEK
 Virginia Beach, Va.



47 · LB
TJ RICKS
 Hampton, Va.




52 · DT
JUWAN ROSS
 Daytona Beach, Fla.



58 · DE
BUNMI ROTIMI
 Alexandria, Va.



16 · QB
KEVIN
SHECKELLS
 Annapolis, Md.



49 · LS
JACOB SCHWIND
 Warrenton, Va.



23 · RB
BRANDON
SIMMONS
 Virginia Beach, Va.



27 · RB
BRANDON
SINCLAIR
 Myrtle Beach, S.C.



30 · RB
NICK FERRARI-
SMITH
 Nokesville, Va.



62 · OL
HUNTER
SOSEBEE
 Tunnel Hill, Ga.



41 · LB
DEMETRIUS
STITMON
 Suffolk, Va.



72 · OL
T.J. STORMENT
 Statesville, N.C.



4 · WR
KESEAN STRONG
 Oxon Hill, Md.



60 · OL
MUFU TAIWO
 Waldorf, Md.



38 · LB
RICHARD
THOMAS
 Meridian, Miss.



20 · S
ROB THOMPSON
 Hammonton, N.J.



54 · DT
PAT TOAL
 Hazlet, N.J.



55 · DT
BRANDON
TYSON
 Midlothian, Va.



1 · TE
MELVIN VAUGHN
 Chesapeake, Va.



14 · TE
JOEY VERHAEGH
 Boise, Idaho



93 · DE
TIM WARD
 High Point, N.C.



10 · QB
DAVID
WASHINGTON
 Raleigh, N.C.



51 · DT
DONTAE
WEATHERLY
 Exmore, Va.



71 · OL
ISAAC WEAVER
 Marietta, Ga.



50 · DT
TORREZ WENTZ
 Warrenton, Ga.



95 · DE
SAM WHITE
 Orlando, Fla.



94 · DE
SCOTT WIGGINS
 Roselle, N.J.



42 · LB
DEREK WILDER
 Norfolk, Va.



25 · S
DENZEL
WILLIAMS
 Dinwiddie, Va.



45 · LB
SHADOW
WILLIAMS
 Land O Lakes, Fla.



14 · CB
JERMAIN
WILLIAMSON
 Portsmouth, Va.



22 · LB
ANTHONY
WILSON
 Alexandria, Va.



40 · LB
ISAIAH WORTHY
 Westville, N.J.



98 · DE
OSHANE
XIMINES
 Ahoskie, N.C.



27 · CB
AARON YOUNG
 Washington, D.C.



39 · LB
JORDAN YOUNG
 Coatesville, Pa./Coatesville

Old Dominion Overall Team Statistics (as of Dec 11, 2016)
All games

Team Statistics	ODU	OPP
SCORING	432	334
Points Per Game	36.0	27.8
Points Off Turnovers	85	19
FIRST DOWNS	253	250
Rushing	100	110
Passing	125	123
Penalty	28	17
RUSHING YARDAGE	2353	1873
Yards gained rushing	2556	2252
Yards lost rushing	203	379
Rushing Attempts	461	465
Average Per Rush	5.1	4.0
Average Per Game	196.1	156.1
TDs Rushing	27	25
PASSING YARDAGE	2854	2648
Comp-Att-Int	209-354-5	219-371-10
Average Per Pass	8.1	7.1
Average Per Catch	13.7	12.1
Average Per Game	237.8	220.7
TDs Passing	28	19
TOTAL OFFENSE	5207	4521
Total Plays	815	836
Average Per Play	6.4	5.4
Average Per Game	433.9	376.8
KICK RETURNS: # -Yards	37-803	62-1055
PUNT RETURNS: # -Yards	22-204	7-133
INT RETURNS: # -Yards	10-76	5-53
KICK RETURN AVERAGE	21.7	17.0
PUNT RETURN AVERAGE	9.3	19.0
INT RETURN AVERAGE	7.6	10.6
FUMBLES-LOST	10-4	24-12
PENALTIES-Yards	61-507	64-591
Average Per Game	42.2	49.2
PUNTS-Yards	55-2040	56-2272
Average Per Punt	37.1	40.6
Net punt average	33.6	35.5
KICKOFFS-Yards	80-4345	59-3511
Average Per Kick	54.3	59.5
Net kick average	38.0	38.3
TIME OF POSSESSION/Game	29:51	30:09
3RD-DOWN Conversions	59/161	57/166
3rd-Down Pct	37%	34%
4TH-DOWN Conversions	17/30	17/34
4th-Down Pct	57%	50%
SACKS BY-Yards	34-242	18-109
MISC YARDS	0	0
TOUCHDOWNS SCORED	57	45
FIELD GOALS-ATTEMPTS	11-13	5-7
ON-SIDE KICKS	0-0	0-3
RED-ZONE SCORES	(44-52) 85%	(41-46) 89%
RED-ZONE TOUCHDOWNS	(33-52) 63%	(37-46) 80%
PAT-ATTEMPTS	(49-53) 92%	(43-44) 98%
ATTENDANCE	120708	137546
Games/Avg Per Game	6/20118	6/22924
Neutral Site Games		0/0

Score by Quarters	1st	2nd	3rd	4th	OT	Total
Old Dominion	113	98	128	93	0	432
Opponents	80	113	70	71	0	334

Old Dominion Overall Individual Statistics (as of Dec 11, 2016)
All games

Rushing	gp	att	gain	loss	net	avg	td	lg	avg/g
LAWRY, Ray	11	177	1143	21	1122	6.3	11	46	102.0
COX, Jeremy	11	119	703	18	685	5.8	13	67	62.3
WASHINGTON, D.	12	65	319	114	205	3.2	1	41	17.1
PASCAL, Zach	12	20	128	8	120	6.0	0	25	10.0
JACKSON, G.	6	22	107	4	103	4.7	1	37	17.2
MARRINER, Josh	12	23	84	0	84	3.7	0	19	7.0
SIMMONS, B.	9	11	45	0	45	4.1	0	9	5.0
CATE, Bailey	12	2	9	2	7	3.5	0	9	0.6
COOPER, Justin	8	2	6	0	6	3.0	0	3	0.8
HARPER, Isaiah	12	2	9	7	2	1.0	0	9	0.2
STRONG, Kesean	11	3	2	3	-1	-0.3	0	1	-0.1
TEAM	8	9	0	11	-11	-1.2	0	0	-1.4
LARUSSA, Blake	10	6	1	15	-14	-2.3	1	1	-1.4
Total	12	461	2556	203	2353	5.1	27	67	196.1
Opponents	12	465	2252	379	1873	4.0	25	44	156.1

Passing	gp	effic	comp-att-int	pct	yds	td	lg	avg/g
WASHINGTON, D.	12	155.57	191-320-4	59.7	2648	28	84	220.7
LARUSSA, Blake	10	99.00	14-24-1	58.3	140	0	40	14.0
BENTLEY, Shuler	2	95.44	4-10-0	40.0	66	0	34	33.0
Total	12	150.04	209-354-5	59.0	2854	28	84	237.8
Opponents	12	130.49	219-371-10	59.0	2648	19	61	220.7

Receiving	gp	no.	yds	avg	td	lg	avg/g
PASCAL, Zach	12	63	893	14.2	8	53	74.4
DUHART, J.	12	45	690	15.3	8	77	57.5
FULGHAM, Travis	12	28	447	16.0	7	55	37.2
VAUGHN, Melvin	10	20	187	9.4	1	32	18.7
HARPER, Isaiah	12	13	175	13.5	1	45	14.6
COX, Jeremy	11	11	118	10.7	1	84	10.7
LAWRY, Ray	11	9	120	13.3	1	59	10.9
STRONG, Kesean	11	6	81	13.5	0	40	7.4
LITTLE, Marques	12	4	25	6.2	0	13	2.1
HAYES, Eri'Reon	12	3	32	10.7	0	17	2.7
VERHAEGH, J.	6	2	40	20.0	1	32	6.7
MARRINER, Josh	12	2	13	6.5	0	8	1.1
PATTERSON, H.	7	1	17	17.0	0	17	2.4
JACKSON, G.	6	1	12	12.0	0	12	2.0
SIMMONS, B.	9	1	4	4.0	0	4	0.4
Total	12	209	2854	13.7	28	84	237.8
Opponents	12	219	2648	12.1	19	61	220.7

Punt Returns	no.	yds	avg	td	lg
BROWN, Darrell	14	145	10.4	0	36
HARPER, Isaiah	5	52	10.4	0	39
LITTLE, Marques	3	7	2.3	0	7
Total	22	204	9.3	0	39
Opponents	7	133	19.0	0	44

Interceptions	no.	yds	avg	td	lg
YOUNG, Aaron	3	40	13.3	1	24
ADDISON, B.	2	0	0.0	0	0
CARTER, Sean	2	22	11.0	0	22
WILLIAMS, S.	1	14	14.0	0	14
WILLIAMS, D.	1	0	0.0	0	0
THOMPSON, Rob	1	0	0.0	0	0
Total	10	76	7.6	1	24
Opponents	5	53	10.6	1	45

Kick Returns	no.	yds	avg	td	lg
STRONG, Kesean	16	338	21.1	0	39
PASCAL, Zach	9	237	26.3	0	53
MARRINER, Josh	5	112	22.4	0	28
LITTLE, Marques	2	36	18.0	0	21
SIMMONS, B.	2	29	14.5	0	31
HARPER, Isaiah	2	25	12.5	0	25
COX, Jeremy	1	26	26.0	0	26
Total	37	803	21.7	0	53
Opponents	62	1055	17.0	0	57

Fumble Returns	no.	yds	avg	td	lg
XIMINES, Oshane	2	25	12.5	0	25
COWARD, Rashaad	1	7	7.0	1	7
RICKS, TJ	1	23	23.0	0	23
ROTIMI, Bunmi	1	4	4.0	0	4
BRANCH, Marvin	1	17	17.0	0	17
Total	6	76	12.7	1	25
Opponents	0	0	0.0	0	0

Old Dominion Overall Individual Statistics (as of Dec 11, 2016)
All games

Scoring	td	fg	PAT				dpx	saf	pts
			kick	rush	rcv	pass			
COX, Jeremy	14	-	-	1-1	-	-	-	-	86
LAWRY, Ray	12	-	-	-	-	-	-	-	72
DAVIS, Brad	-	9-11	42-43	-	-	-	-	-	69
PASCAL, Zach	8	-	-	-	-	-	-	-	48
DUHART, J.	8	-	-	-	-	-	-	-	48
FULGHAM, Travis	7	-	-	-	-	-	-	-	42
WASHINGTON, D.	1	-	-	1-2	-	0-1	-	-	8
KIRTLEY, Chris	-	1-1	4-4	-	-	-	-	-	7
VERHAEGH, J.	1	-	-	-	-	-	-	-	6
LARUSSA, Blake	1	-	-	-	-	-	-	-	6
COWARD, Rashaad	1	-	-	-	-	-	-	-	6
YOUNG, Aaron	1	-	-	-	-	-	-	-	6
HARPER, Isaiah	1	-	-	-	-	-	-	-	6
VAUGHN, Melvin	1	-	-	-	-	-	-	-	6
JACKSON, G.	1	-	-	-	-	-	-	-	6
CATE, Bailey	-	1-1	2-5	-	-	-	-	-	5
TEAM	-	-	-	-	-	-	-	2	4
TILLMAN, Joe	-	-	1-1	-	-	-	-	-	1
Total	57	11-13	49-53	2-3	-	0-1	-	2	432
Opponents	45	5-7	43-44	-	1	1-1	2	-	334

Total Offense	g	plays	rush	pass	total	avg/g
WASHINGTON, D.	12	385	205	2648	2853	237.8
LAWRY, Ray	11	177	1122	0	1122	102.0
COX, Jeremy	11	119	685	0	685	62.3
LARUSSA, Blake	10	30	-14	140	126	12.6
PASCAL, Zach	12	20	120	0	120	10.0
JACKSON, G.	6	22	103	0	103	17.2
MARRINER, Josh	12	23	84	0	84	7.0
BENTLEY, Shuler	2	10	0	66	66	33.0
SIMMONS, B.	9	11	45	0	45	5.0
CATE, Bailey	12	2	7	0	7	0.6
COOPER, Justin	8	2	6	0	6	0.8
HARPER, Isaiah	12	2	2	0	2	0.2
STRONG, Kesean	11	3	-1	0	-1	-0.1
TEAM	8	9	-11	0	-11	-1.4
Total	12	815	2353	2854	5207	433.9
Opponents	12	836	1873	2648	4521	376.8

Field Goals	fg	pct.	01-19	20-29	30-39	40-49	50-99	lg	blk
KIRTLEY, Chris	1-1	100.0	0-0	1-1	0-0	0-0	0-0	21	0
DAVIS, Brad	9-11	81.8	1-1	4-5	3-4	1-1	0-0	43	1
CATE, Bailey	1-1	100.0	0-0	1-1	0-0	0-0	0-0	21	0

Punting	no.	yds	avg	lg	tb	fc	i20	50+	blk
CATE, Bailey	53	1999	37.7	70	3	21	23	4	0
DAVIS, Brad	1	36	36.0	36	0	0	1	0	0
TEAM	1	5	5.0	5	0	0	0	0	1
Total	55	2040	37.1	70	3	21	24	4	1
Opponents	56	2272	40.6	68	4	8	16	12	0

FG Sequence	Old Dominion	Opponents
Hampton	(21),25	-
Appalachian State	-	(20)
NC State	(21)	-
UTSA	-	(26)
Charlotte	(35)	(23)
UMASS	(26),(38),(35)	-
WKU	(26)	(39)
UTEP	(43)	-
MARSHALL	(20)	-
Southern Miss	-	-
FAU	(19),(25),38	30,(30)
FIU	-	48

Kickoffs	no.	yds	avg	tb	ob	retn	net	ydln
DAVIS, Brad	78	4233	54.3	10	3			
CATE, Bailey	2	112	56.0	0	0			
Total	80	4345	54.3	10	3	17.0	38.0	27
Opponents	59	3511	59.5	18	2	21.7	38.3	26

Numbers in (parentheses) indicate field goal was made.

Old Dominion Overall Individual Statistics (as of Dec 11, 2016)
All games

All Purpose	g	rush	rcv	pr	kr	ir	total	avg/g
PASCAL, Zach	12	120	893	0	237	0	1250	104.2
LAWRY, Ray	11	1122	120	0	0	0	1242	112.9
COX, Jeremy	11	685	118	0	26	0	829	75.4
DUHART, J.	12	0	690	0	0	0	690	57.5
FULGHAM, Trav	12	0	447	0	0	0	447	37.2
STRONG, Kese	11	-1	81	0	338	0	418	38.0
HARPER, Isaiah	12	2	175	52	25	0	254	21.2
MARRINER, Jos	12	84	13	0	112	0	209	17.4
WASHINGTON,	12	205	0	0	0	0	205	17.1
VAUGHN, Melvi	10	0	187	0	0	0	187	18.7
BROWN, Darrell	8	0	0	145	0	0	145	18.1
JACKSON, G.	6	103	12	0	0	0	115	19.2
SIMMONS, B.	9	45	4	0	29	0	78	8.7
LITTLE, Marque	12	0	25	7	36	0	68	5.7
YOUNG, Aaron	12	0	0	0	0	40	40	3.3
VERHAEGH, J.	6	0	40	0	0	0	40	6.7
HAYES, Eri'Reo	12	0	32	0	0	0	32	2.7
CARTER, Sean	12	0	0	0	0	22	22	1.8
PATTERSON, H	7	0	17	0	0	0	17	2.4
WILLIAMS, S.	8	0	0	0	0	14	14	1.8
CATE, Bailey	12	7	0	0	0	0	7	0.6
COOPER, Justin	8	6	0	0	0	0	6	0.8
TEAM	8	-11	0	0	0	0	-11	-1.4
LARUSSA, Blak	10	-14	0	0	0	0	-14	-1.4
Total	12	2353	2854	204	803	76	6290	524.2
Opponents	12	1873	2648	133	1055	53	5762	480.2

Old Dominion Overall Defensive Statistics (as of Nov 26, 2016)
All games

#	Defensive Leaders	gp	Tackles			tfl/ yds	Sacks	Pass defense			Fumbles	blkd		
			ua	a	tot		no-yds	int-yds	brup	qbh	rcv-yds	ff	kick	saf
47	RICKS, TJ	12	44	49	93	5.0-15	1.0-8	.	4	1	2-23	2	.	.
22	WILSON, Anthony	12	49	41	90	8.5-25	5.0-21	.	5	1
31	CARTER, Sean	12	32	26	58	1.0-1	.	2-22	1	.	1-0	1	.	.
57	COWARD, Rashaad	12	21	25	46	7.5-21	1.5-11	.	1	2	1-7	.	1	.
28	DAVILA, Justice	9	20	25	45	.	.	.	7
11	ADDISON, B.	12	28	15	43	3.0-7	.	2-0	10
98	XIMINES, Oshane	12	22	19	41	11.5-54	7.5-47	.	2	2	2-25	3	.	.
58	ROTIMI, Bunmi	12	17	23	40	9.0-74	7.0-69	.	.	6	1-4	2	.	.
40	WORTHY, Isaiah	12	19	20	39	0.5-2	.	.	.	2	.	1	.	.
27	YOUNG, Aaron	12	27	9	36	4.0-11	.	3-40	6
10	MISKEL, Kane	12	21	12	33	0.5-1	.	.	2
3	BRADSHAW, C.J.	10	16	15	31	1	1-0	2	.	.
45	WILLIAMS, S.	8	7	21	28	1.0-8	1.0-8	1-14	1	1
90	FOX, Miles	10	12	12	24	4.5-19	2.0-14	.	.	5	.	1	.	.
17	BERNHARD, A.	10	13	11	24
93	WARD, Tim	12	9	15	24	6.5-40	5.0-39	.	.	.	1-0	1	.	.
20	THOMPSON, Rob	11	14	8	22	1.0-2	.	1-0	2
99	APPOUH, Daniel	8	9	8	17	4.5-18	2.0-12	.	.	1	.	1	.	.
38	THOMAS, R.	11	10	6	16
37	BRANCH, Marvin	10	4	6	10	1	2-17	.	.	.
25	WILLIAMS, D.	6	6	4	10	.	.	1-0	1
54	TOAL, Pat	10	2	8	10	2.0-6	0.5-3
50	WENTZ, Torrez	8	1	9	10	1.0-5	0.5-5
13	HAYES, Eri'Reon	12	6	4	10
24	MARRINER, Josh	12	3	6	9
21	NOYE, Justin	12	5	3	8	2.0-18
94	WIGGINS, Scott	7	2	5	7	.	.	.	1	2
5	BRICKHOUSE, J.	11	4	3	7	1.0-1	.	.	.	1
53	LONDREE, Ryan	9	3	.	3
30	FERRARI-SMITH	3	3	.	3
92	BRENYA, Jude	12	2	1	3	1.0-5	1.0-5	.	.	1
60	TAIWO, Mufu	6	1	2	3	1.0-1
16	MCUMBER, J.	5	.	2	2	.	.	.	1
26	COOPER, Justin	8	2	.	2
44	DICKERSON, T.	4	1	1	2
2	LITTLE, Marques	12	2	.	2
32	JACKSON, G.	6	1	1	2
6	PASCAL, Zach	12	1	1	2
4	STRONG, Kesean	11	1	.	1
TM	TEAM	8	1	.	1	2
18	GLOVER, Jordan	1	.	1	1
12	BYRUM, C.	7	.	1	1	1-0	.	.	.
91	BERNARD, Casey	1	1	.	1
1A	WASHINGTON, D.	12	1	.	1
8A	BUNDU-FITZ, A.	4	1	.	1
Total		12	444	418	862	76-334	34-242	10-76	44	27	12-76	14	1	2
Opponents		12	345	550	895	53-197	18-109	5-53	32	43	4-0	2	4	.

Old Dominion Team Game-by-Game (as of Nov 26, 2016)

All games

TEAM STATISTICS

Date	Opponent	Rushing				Receiving				Passing				Kick Returns				Punt Returns				tot off
		no.	yds	td	lg	no.	yds	td	lg	cmp-att-int	yds	td	lg	no.	yds	td	lg	no.	yds	td	lg	
Sep 04	HAMPTON	38	211	2	34	14	253	4	59	14-29-0	253	4	59	4	109	0	39	4	101	0	39	464
Sep 10	at Appalachian State	31	157	1	42	17	169	0	26	17-36-1	169	0	26	2	50	0	28	1	9	0	9	326
Sep 17	at NC State	32	117	1	65	17	204	2	32	17-27-0	204	2	32	7	149	0	25	0	0	0	0	321
Sep 24	UTSA	45	238	3	41	21	207	2	26	21-35-0	207	2	26	2	24	0	15	6	50	0	17	445
Oct 01	at Charlotte	40	207	4	37	17	274	3	55	17-29-1	274	3	55	4	49	0	31	2	9	0	9	481
Oct 07	UMASS	47	274	3	36	20	248	1	56	20-35-0	248	1	56	3	72	0	28	0	0	0	0	522
Oct 22	at WKU	23	67	1	17	19	263	2	53	19-34-1	263	2	53	7	140	0	25	1	1	0	1	330
Oct 29	at UTEP	30	131	2	40	14	262	2	77	14-22-1	262	2	77	0	0	0	0	1	12	0	12	393
Nov 05	MARSHALL	50	262	2	44	16	199	3	23	16-27-0	199	3	23	0	0	0	0	3	17	0	15	461
Nov 12	SOUTHERN MISS	31	170	4	67	13	150	2	39	13-19-0	150	2	39	4	108	0	53	1	-3	0	0	320
Nov 19	at FAU	43	207	0	35	26	416	5	84	26-36-0	416	5	84	1	21	0	21	1	7	0	7	623
Nov 26	FIU	51	312	4	45	15	209	2	40	15-25-1	209	2	40	3	81	0	28	2	1	0	0	521
Old Dominion		461	2353	27	67	209	2854	28	84	209-354-5	2854	28	84	37	803	0	53	22	204	0	39	5207
		465	1873	25	44	219	2648	19	61	219-371-10	2648	19	61	62	1055	0	57	7	133	0	44	4521

Games: 12 • Avg/rush: 5.1 • Avg/catch: 13.7 • Pass effic: 150.04 • KR avg: 21.7 • PR avg: 9.3 • All purpose avg/game: 524.2 • Total offense avg/gm: 433.9

Date	Opponent	Tackles				Sacks		Fumble		Pass Defense			blkd	PAT Attempts			off		
		ua	a	total	tfl-yds	no-yds	ff	fr-yds	int-yds	qbh	brup	kick	kick	rush	rcv	saf	t/o	pts	
Sep 04	HAMPTON	46	26	72	10.0-34	4.0-27	2	3-17	1-15	7	4	0	7-7	0	0	1	14	54	
Sep 10	at Appalachian State	41	38	79	7.0-13	3.0-8	0	0-0	1-0	0	3	0	1-1	0	0	0	0	7	
Sep 17	at NC State	38	44	82	5.0-16	1.0-9	1	1-4	0-0	0	2	0	1-2	0	0	0	3	22	
Sep 24	UTSA	34	36	70	5.0-35	4.0-34	2	1-0	1-0	1	7	0	1-3	1	0	0	13	33	
Oct 01	at Charlotte	43	52	95	8.0-53	3.0-27	2	2-25	1-0	1	4	0	7-7	0	0	0	14	52	
Oct 07	UMASS	25	44	69	5.0-29	4.0-26	0	0-0	2-14	4	3	0	3-4	0	0	0	0	36	
Oct 22	at WKU	43	34	77	2.0-2	0.0-0	0	0-0	1-24	1	1	0	3-3	0	0	0	3	24	
Oct 29	at UTEP	45	20	65	6.0-22	2.0-14	1	1-0	1-22	5	4	1	4-4	0	0	0	3	31	
Nov 05	MARSHALL	33	16	49	7.0-25	2.0-12	0	0-0	0-0	0	5	0	5-5	0	0	0	0	38	
Nov 12	SOUTHERN MISS	43	44	87	11.0-66	6.0-57	5	4-30	1-0	2	2	0	7-7	0	0	1	28	51	
Nov 19	at FAU	30	28	58	3.0-12	1.0-8	0	0-0	0-0	2	4	0	4-4	1	0	0	0	42	
Nov 26	FIU	23	36	59	7.0-27	4.0-20	1	0-0	1-1	4	5	0	6-6	0	0	0	7	42	
Old Dominion		444	418	862	76.0-334	34.0-242	14	12-76	10-76	27	44	1	49-53	2	0	2	85	432	
		345	550	895	53.0-197	18.0-109	2	4-0	5-53	43	32	4	43-44	0	1	0	19	334	

Date	Opponent	Punting										Field Goals			Kickoffs				
		no.	yds	avg	long	blkd	tb	fc	50+	i20	md-att	long	blkd	no.	yds	avg	tb	ob	
Sep 04	HAMPTON	5	181	36.2	43	0	0	5	0	4	1-2	21	0	9	475	52.8	0	0	
Sep 10	at Appalachian State	4	103	25.8	34	1	0	1	0	0	0-0	0	0	2	108	54.0	0	0	
Sep 17	at NC State	7	318	45.4	70	0	1	2	2	4	1-1	21	0	5	169	33.8	0	1	
Sep 24	UTSA	5	169	33.8	46	0	1	1	0	3	0-0	0	0	6	355	59.2	1	0	
Oct 01	at Charlotte	3	99	33.0	41	0	0	1	0	1	1-1	35	0	9	547	60.8	0	0	
Oct 07	UMASS	3	127	42.3	49	0	1	1	0	0	3-3	38	0	8	442	55.2	1	1	
Oct 22	at WKU	7	275	39.3	44	0	0	4	0	2	1-1	26	0	5	267	53.4	0	0	
Oct 29	at UTEP	4	170	42.5	51	0	0	1	1	1	1-1	43	0	6	382	63.7	2	0	
Nov 05	MARSHALL	4	134	33.5	45	0	0	1	0	2	1-1	20	0	7	346	49.4	0	0	
Nov 12	SOUTHERN MISS	8	302	37.8	50	0	0	2	1	5	0-0	0	0	8	437	54.6	0	1	
Nov 19	at FAU	2	42	21.0	36	0	0	0	0	1	2-2	25	0	8	413	51.6	1	0	
Nov 26	FIU	3	120	40.0	49	0	0	2	0	1	0-0	0	0	7	404	57.7	5	0	
Old Dominion		55	2040	37.1	70	1	3	21	4	24	11-12	43	0	80	4345	54.3	10	3	
		56	2272	40.6	68	0	4	8	12	16	5-7	39	0	59	3511	59.5	18	2	

Old Dominion Opponent Game-by-Game (as of Nov 26, 2016)

All games

OPPONENT STATISTICS

Date	Opponent	Rushing				Receiving				Passing				Kick Returns				Punt Returns				tot	
		no.	yds	td	lg	no.	yds	td	lg	cmp-att-int	yds	td	lg	no.	yds	td	lg	no.	yds	td	lg	off	
Sep 04	HAMPTON	41	90	2	20	20	218	1	47	20-44-1	218	1	47	8	112	0	20	0	0	0	0	308	
Sep 10	at Appalachian State	48	230	4	37	15	185	0	40	15-22-1	185	0	40	2	28	0	17	1	5	0	0	415	
Sep 17	at NC State	39	158	3	18	27	316	4	40	27-32-0	316	4	40	2	31	0	17	0	0	0	0	474	
Sep 24	UTSA	39	131	1	27	15	211	1	42	15-30-1	211	1	42	5	81	0	25	1	13	0	13	342	
Oct 01	at Charlotte	49	178	1	25	18	176	1	42	18-36-1	176	1	42	9	155	0	27	0	0	0	0	354	
Oct 07	UMASS	34	169	1	29	16	237	1	61	16-33-2	237	1	61	5	79	0	26	1	27	0	27	406	
Oct 22	at WKU	35	246	4	44	28	378	4	54	28-33-1	378	4	54	5	116	0	57	1	44	0	44	624	
Oct 29	at UTEP	35	132	1	19	22	205	2	20	22-37-1	205	2	20	4	60	0	26	1	39	0	39	337	
Nov 05	MARSHALL	20	76	0	28	20	138	2	26	20-29-0	138	2	26	6	109	0	44	0	0	0	0	214	
Nov 12	SOUTHERN MISS	55	222	4	36	12	230	1	55	12-24-1	230	1	55	7	126	0	26	1	-1	0	0	452	
Nov 19	at FAU	34	144	3	22	15	219	0	39	15-28-0	219	0	39	7	124	0	34	0	0	0	0	363	
Nov 26	FIU	36	97	1	20	11	135	2	36	11-23-1	135	2	36	2	34	0	29	1	6	0	6	232	
Opponents		465	1873	25	44	219	2648	19	61	219-371-10	2648	19	61	62	1055	0	57	7	133	0	44	4521	
		461	2353	27	67	209	2854	28	84	209-354-5	2854	28	84	37	803	0	53	22	204	0	39	5207	

Games: 12 • Avg/rush: 4.0 • Avg/catch: 12.1 • Pass effic: 130.49 • KR avg: 17.0 • PR avg: 19.0 • All purpose avg/game: 480.2 • Total offense avg/gm: 376.8

Date	Opponent	Tackles				Sacks no-yds	Fumble		Pass Defense			blkd kick	PAT Attempts			off		
		ua	a	total	tfl-yds		ff	fr-yds	int-yds	qbh	brup		kick	rush	rcv	saf	t/o	pts
Sep 04	HAMPTON	34	36	70	3.0-14	1.0-5	1	1-0	0-0	1	5	0	3-3	0	0	0	7	21
Sep 10	at Appalachian State	30	32	62	5.0-10	3.0-8	0	0-0	1-0	5	6	1	4-4	0	0	0	0	31
Sep 17	at NC State	32	44	76	9.0-48	5.0-42	0	0-0	0-0	4	0	1	7-7	0	0	0	0	49
Sep 24	UTSA	30	64	94	7.0-17	0.0-0	0	0-0	0-0	5	1	1	2-2	0	0	0	2	19
Oct 01	at Charlotte	28	46	74	1.0-3	0.0-0	0	1-0	1-1	1	5	0	2-2	0	0	0	3	17
Oct 07	UMASS	32	60	92	7.0-27	3.0-13	0	0-0	0-0	6	3	1	2-2	0	0	0	0	16
Oct 22	at WKU	29	32	61	4.0-10	0.0-0	0	0-0	1-0	9	2	0	8-8	0	0	0	0	59
Oct 29	at UTEP	20	38	58	3.0-27	2.0-22	0	0-0	1-7	2	2	0	1-2	0	1	0	0	21
Nov 05	MARSHALL	29	56	85	3.0-15	2.0-12	1	0-0	0-0	2	3	0	2-2	0	0	0	0	14
Nov 12	SOUTHERN MISS	19	32	51	7.0-18	1.0-4	0	0-0	0-0	2	2	0	5-5	0	0	0	0	35
Nov 19	at FAU	30	62	92	3.0-7	1.0-3	0	0-0	0-0	5	2	0	3-3	0	0	0	0	24
Nov 26	FIU	32	48	80	1.0-1	0.0-0	0	2-0	1-45	1	1	0	4-4	0	0	0	7	28
Opponents		345	550	895	53.0-197	18.0-109	2	4-0	5-53	43	32	4	43-44	0	1	0	19	334
		444	418	862	76.0-334	34.0-242	14	12-76	10-76	27	44	1	49-53	2	0	2	85	432

Date	Opponent	Punting										Field Goals			Kickoffs				
		no.	yds	avg	long	blkd	tb	fc	50+	i20	md-att	long	blkd	no.	yds	avg	tb	ob	
Sep 04	HAMPTON	8	320	40.0	52	0	0	1	2	0	0-0	0	0	4	235	58.8	0	0	
Sep 10	at Appalachian State	4	139	34.8	47	0	1	1	0	1	1-1	20	0	6	390	65.0	4	0	
Sep 17	at NC State	2	95	47.5	54	0	0	0	1	1	0-0	0	0	8	478	59.8	1	0	
Sep 24	UTSA	6	272	45.3	60	0	0	0	2	1	1-1	26	0	4	245	61.2	1	1	
Oct 01	at Charlotte	5	182	36.4	48	0	0	2	0	2	1-1	23	0	4	180	45.0	0	0	
Oct 07	UMASS	5	175	35.0	54	0	1	1	1	2	0-0	0	0	3	166	55.3	0	0	
Oct 22	at WKU	2	84	42.0	47	0	1	0	0	0	1-1	39	0	9	569	63.2	1	1	
Oct 29	at UTEP	4	200	50.0	58	0	0	1	2	2	0-0	0	0	3	195	65.0	3	0	
Nov 05	MARSHALL	7	269	38.4	55	0	0	1	1	1	0-0	0	0	3	195	65.0	3	0	
Nov 12	SOUTHERN MISS	3	110	36.7	41	0	0	0	0	2	0-0	0	0	6	289	48.2	0	0	
Nov 19	at FAU	3	193	64.3	68	0	1	0	3	2	1-2	30	0	5	325	65.0	4	0	
Nov 26	FIU	7	233	33.3	40	0	0	1	0	2	0-1	0	0	4	244	61.0	1	0	
Opponents		56	2272	40.6	68	0	4	8	12	16	5-7	39	0	59	3511	59.5	18	2	
		55	2040	37.1	70	1	3	21	4	24	11-12	43	0	80	4345	54.3	10	3	



Mid-American Conference 2016 Bowl Season Football Release



Football Contact: Ken Mather, Assistant Commissioner for Media & Public Relations (kmather@mac-sports.com)
Mid-American Conference, 24 Public Square, 15th Floor, Cleveland, Ohio 44113, 216-566-4622, www.mac-sports.com

Become a fan of the Mid-American Conference on Facebook.
Follow the MAC On Twitter @MACSports, Snapchat (MACSports) and Instagram (MACSports)

MAC Standings

	Conference						Overall						
	W	L	Pct.	Stk	H	A	W	L	Pct.	Stk	H	A	N
WEST DIVISION													
^#*Western Michigan	8	0	1.000	W8	4-0	4-0	13	0	1.000	W13	6-0	6-0	1-0
*Toledo	6	2	.750	L1	3-1	3-1	9	3	.750	L1	5-1	4-2	-
Northern Illinois	5	3	.625	W2	2-2	3-1	5	7	.417	W2	2-4	3-3	-
*Eastern Michigan	4	4	.500	L1	1-3	3-1	7	5	.583	W1	3-3	4-2	-
*Central Michigan	3	5	.375	L1	2-2	1-3	6	6	.500	L1	4-2	2-4	-
Ball State	1	7	.125	L5	0-4	1-3	4	8	.333	L5	1-4	3-4	-
EAST DIVISION													
#*Ohio	6	2	.750	W1	3-1	3-1	8	5	.615	L1	4-2	4-2	0-1
*Miami	6	2	.750	W6	3-1	3-1	6	6	.500	W6	3-3	3-3	-
Akron	3	5	.375	L4	1-3	2-2	5	7	.417	L4	2-4	3-3	-
Bowling Green	3	5	.375	W3	2-2	1-3	4	8	.333	W3	3-3	1-5	-
Kent State	2	6	.250	L3	0-4	2-2	3	9	.250	L3	1-5	2-4	-
Buffalo	1	7	.125	L4	1-3	0-4	2	10	.167	L4	2-4	0-6	-

^ MAC Champion; # Division Champion; * Bowl Invitation

MID-AMERICAN CONFERENCE 2016 BOWL SCHEDULE

Dec. 17: Raycom Media Camellia Bowl -- Montgomery, Ala.; 5:30 pm ET (ESPN); Toledo (9-3, 6-2 MAC) vs. Appalachian State (9-3, 7-1, Sun Belt)
Toledo finished second in the MAC West Division. First-year head coach Jason Candle will be leading the Rockets to his second-bowl game, as last year Candle replaced Matt Campbell as Toledo defeated Temple, 32-17, in the 2015 Marmot Boca Raton Bowl. Toledo will be making its third consecutive bowl appearance and its Conference leading 16th bowl appearance in program history (11-4 record).

Dec. 19: Miami Beach Bowl -- Miami, Fla.; 2:30 pm ET (ESPN) Central Michigan (6-6, 3-5 MAC) vs. Tulsa (9-3, 6-2, American Athletic)
Second-year head coach John Bonamego led Central Michigan to non-conference wins over Oklahoma State and UNLV. The program will be making its third consecutive bowl appearance and its fourth in the last five years. Quarterback Cooper Rush ranks second in MAC history in career passing yards (12,390), third in total offense (12,291) and tied for fifth in career passing touchdowns (90).

Dec. 23: Popeyes Bahamas Bowl -- Nassau, Bahamas, 1:00 pm ET (ESPN) Eastern Michigan (7-5, 4-4 MAC) vs. Old Dominion (9-3, 7-1, C-USA)
Eastern Michigan is making its first bowl appearance since 1987 and had the program's first winning season since 1995. Head coach Chris Creighton led the Eagles and were tied for the biggest turnaround in FBS by improving its win total from one win in 2015 to seven this season. This is Eastern Michigan's second bowl appearance (30-27 win vs. San Jose State in 1987 California Raisin Bowl).

Dec. 23: Dollar General Bowl -- Mobile, Ala. 8:00 pm ET (ESPN) Ohio (8-5, 6-2 MAC) vs. Troy (9-3, 6-2, Sun Belt)
Ohio are the MAC East Division Champions and suffered a 29-23 loss to Western Michigan in the Marathon MAC Football Championship Game. Head coach Frank Solich is the third-winningest head coach in MAC history with an 88-66 record. The Bobcats have been bowl eligible in 10 of the 12 years under Solich and will be making their eighth bowl appearance during his coaching tenure.

Dec. 26: St. Petersburg Bowl -- St. Petersburg, Fla., 11:00 am ET (ESPN) Miami (6-6, 6-2 MAC) vs. Mississippi State (5-7, 3-5, SEC)
Miami set an FBS record as the first program to win six consecutive games after starting the season with an 0-6 record. Third-year head coach Chuck Martin and the RedHawks will be making the program's first bowl game since 2010. This will be Miami's 11th overall bowl appearance (7-3 bowl record).

Jan. 2: Goodyear Cotton Bowl Classic -- Arlington, Texas, 1:00 pm ET (ESPN) #15 Western Michigan (13-0, 8-0 MAC) vs. #8 Wisconsin (10-3, 7-2, Big Ten)
Western Michigan is one of two programs undefeated in FBS this season and has the second-longest current winning streak in the nation (15 games). Western Michigan won the 2016 Marathon MAC Football Championship Game with a 29-23 win over Ohio, the program's first MAC Championship since 1988. Broncos' 13-0 record set a school mark and making its first ever New Year's Six Bowl appearance.

MAC Storylines

- Western Michigan won the 2016 Marathon MAC Football Championship Game with a 29-23 win over Ohio on Dec. 2. The win was Western Michigan's first championship since 1988 and the second football title in program history.

- Western Michigan is ranked No. 12 in the Associated Press Top 25 Poll and No. 14 in the Amway/USA Today Coaches Poll.** The No. 12 AP ranking is the highest in the MAC since Ball State was ranked No. 12 on Nov. 30, 2008 after a 12-0 start.

- The Broncos were also ranked No. 15 in the sixth and final College Football Playoff ranking on Dec. 4.** Western Michigan is one of only two teams (Alabama 13-0) that remain undefeated. Western Michigan is bowl eligible for the third straight year.

- Western Michigan's 13-0 mark is the first for the MAC since former member Marshall finished the 1999 season with a 13-0 record and a No. 10 ranking in the Associated Press Top 25 Poll.

- Six MAC programs received bowl invitations this 2016 bowl season -- Western Michigan (13-0), Toledo (9-3), Ohio (8-5), Eastern Michigan (7-5), Central Michigan (6-6) and Miami (6-6). The MAC record for bowl invitations in a single-season is seven in both the 2012 and 2015 bowl seasons.

- Western Michigan (Goodyear Cotton Bowl Classic), Ohio (Dollar General Bowl), Toledo (Raycom Media Camellia Bowl), Eastern Michigan (Popeyes Bahamas Bowl), Central Michigan (Miami Beach Bowl) and Miami (St. Petersburg Bowl) will represent the MAC this 2016 bowl season.

- This marks the ninth time in MAC history to have five or more programs receive a bowl invitation (2004, 2008, 2009, 2011, 2012, 2013, 2014, 2015 and 2016) in a single-season.

- In the previous five bowl seasons, the MAC has a record of 11-18 in 29 bowl games -- 2015 (3-4); 2014 (2-3); 2013 (0-5); 2012 (2-5); 2011 (4-1) as ten different MAC programs have appeared in a bowl game during this span (2011-15).

- Ohio (8-5, 6-2 MAC) won the MAC East Division for the fourth time in the last 11 seasons under head coach Frank Solich. The Marathon MAC Football Championship Game with Western Michigan and Ohio ended a streak of the previous three games (2013-2015) featuring Northern Illinois vs. Bowling Green.



Follow MAC football with the MAC Digital Network at www.mac-sports.com.



The MAC has partnered with collegepressbox.com to continue media services and provide access to information on the conference and our membership including rosters, bios, game notes, depth charts, stats, quotes, flipcards, media schedules and more.

MAC BOWL HISTORY

Since the conference inception in 1946, the MAC has played in 100 bowl games with a 42-58 (.420) overall bowl record. In the early years, bowl games were few and far between before the consistency of a single-bowl game became into existence in 1981. However, over the last decade the MAC has witnessed a significant increase in the number of bowl invitations both from primary and secondary bowl partnerships, but also several at-large bowl selections as well.

From 1946 to 1980, the MAC appeared in a total of 17 bowl games in the first 35 years of the Conference in operation. Then from 1981 to 2000, the MAC witnessed twenty consecutive years of receiving only one bowl invitation each football season.

The MAC forged a bowl partnership with Detroit from 1997-2013 (Motor City Bowl and Little Caesars Pizza Bowl). The MAC added Mobile in 2001 (GMAC Bowl, GoDaddy Bowl and now Dollar General Bowl) and Boise in 2010 (Humanitarian, now named Famous Idaho Potato Bowl) as primary bowl partners.

Beginning in 2004, the Conference witnessed increased bowl participation in at-large selections as the 2004 bowl season witnessed five MAC programs receive a bowl invitation and that number was matched during the 2008, 2009, 2011, 2013 and 2014 bowl seasons. The Conference sent four programs to bowls in 2006 and 2010. The MAC set a Conference record with seven bowl invitations in both the 2012 and 2015 bowl seasons.

MAC Commissioner Dr. Jon Steinbrecher joined the Conference in 2009 and added Boise as a primary bowl partner in 2010, while adding secondary bowl agreements ranging from Gildan New Mexico; St. Petersburg and the Birmingham Bowl in order to provide MAC members the opportunity to represent the Conference and receive additional bowl invitations.

The 2012 bowl season witnessed the conference earn its first BCS Bowl invitation with Northern Illinois gaining a No. 15 BCS ranking and an invite to the Discover Orange Bowl to face Florida State.

In 2014, the MAC announced primary bowl partnerships with the newly created Raycom Media Camellia Bowl (Montgomery, Ala.), Popeyes Bahamas Bowl (Nassau, Bahamas), Marmot Boca Raton Bowl (Boca Raton, Fla.) and Miami Beach Bowl (Miami Beach, Fla.). In addition, the MAC secured a six-year partnership with the San Diego County Credit Union Poinsettia Bowl as a primary and secondary partner and a secondary bowl partnership with the Quick Lane Bowl (Detroit) during this span.

Western Michigan's invitation to the Goodyear Cotton Bowl Classic to face Wisconsin on Jan. 2nd is the MAC's second New Year's Six Bowl Game appearance.

In the last five bowl seasons, the MAC has an 11-18 overall bowl record in 29 bowl games -- 2015 (3-4); 2014 (2-3); 2013 (0-5); 2012 (2-5); 2011 (4-1). In 2011 the MAC won the ESPN Challenge Cup with a 4-1 record for the best FBS Conference record in bowl games.

MAC Bowl Records

Team	W	L	T	PCT.	Last Appearance
Akron	1	1	0	.500	2015 Famous Idaho Potato Bowl
Ball State	0	7	0	.000	2014 GoDaddy Bowl
Bowling Green	5	8	0	.385	2015 GoDaddy Bowl
Buffalo	0	2	0	.000	2013 Famous Idaho Potato Bowl
Central Michigan	3	6	0	.333	2015 Quick Lane Bowl
Eastern Michigan	1	0	0	1.000	1987 California Raisin Bowl
Kent State	0	3	0	.000	2013 GoDaddy.com Bowl
Miami	7	3	0	.700	2011 GoDaddy.com Bowl
Northern Illinois	4	7	0	.364	2015 S.D. Poinsettia Bowl
Ohio	2	7	0	.222	2015 Raycom Media Camellia Bowl
Toledo	11	4	0	.733	2015 Marmot Boca Raton Bowl
Western Michigan	1	6	0	.143	2015 Popeyes Bahamas Bowl
Current Members	35	54	0	.393	

Former MAC Members

Cincinnati	1	1	0	.500	1951 Sun Bowl
Marshall	5	2	0	.714	2004 Plains Capital
Temple	1	1	0	.500	2011 Gildan New Mexico Bowl
Former Members	7	4	0	.636	

Totals	W	L	T	PCT.
Current Members	35	54	0	.393
Past Members	7	4	0	.636
Overall	42	58	0	.420

MAC Year-By-Year Bowl Results

1947	Sun - Cincinnati 18, Virginia Tech 8
1948	Sun - Miami 13, Texas Tech 12
1950	Salad - Miami 34, Arizona State 21
1951	Sun - West Texas State 14, Cincinnati 13
1954	Refrigerator Bowl - Delaware 19, Kent State 7
1961	Aviation Bowl - New Mexico 28, Western Michigan 12
1961	Mercy - Fresno State 36, Bowling Green 6
1962	Tangerine - Houston 49, Miami 21
1962	Sun - West Texas State 15, Ohio 14
1968	Tangerine - Richmond 49, Ohio 42
1969	Tangerine - Toledo 56, Davidson 33
1970	Tangerine - Toledo 40, William & Mary 12
1971	Tangerine - Toledo 28, Richmond 3
1972	Tangerine - Tampa 21, Kent State 18
1973	Tangerine - Miami 16, Florida 7
1974	Tangerine - Miami 21, Georgia 10
1975	Tangerine - Miami 20, South Carolina 7
1981	California Raisin - Toledo 27, San Jose State 25
1982	California Raisin - Fresno State 29, BGSU 28
1983	California Raisin - NIU 20, Cal State Fullerton 13
1984	California Raisin - UNLV 30, Toledo 13*
1985	California Raisin - Fresno State 51, BGSU 7
1986	California Raisin - San Jose State 37, Miami 7
1987	California Raisin - EMU 30, San Jose State 27
1988	California Raisin - Fresno State 35, WMU 30
1989	California Raisin - Fresno State 27, Ball State 6
1990	California Raisin - San Jose State 48, CMU 24
1991	California Raisin - BGSU 28, Fresno State 21
1992	Las Vegas - BGSU 35, Nevada 24
1993	Las Vegas - Utah State 42, Ball State 33
1994	Las Vegas - UNLV 52, CMU 24
1995	Las Vegas - Toledo 40, Nevada 37 OT
1996	Las Vegas - Nevada 18, Ball State 15
1997	Motor City - Ole Miss 34, Marshall 31
1998	Motor City - Marshall 48, Louisville 29
1999	Motor City - Marshall 21, BYU 3
2000	Motor City - Marshall 25, Cincinnati 14
2001	GMAC - Marshall 64, East Carolina 61 2OT
2001	Motor City - Toledo 23, Cincinnati 16
2002	GMAC - Marshall 38, Louisville 15
2002	Motor City - Boston College 51, Toledo 25
2003	GMAC - Miami 49, Louisville 28
2003	Motor City - BGSU 28, Northwestern 24
2004	Motor City - Connecticut 39, Toledo 10
2004	GMAC - Bowling Green 52, Memphis 35
2004	Silicon Valley Football Classic - NIU 34, Troy 21
2004	Independence Bowl - Iowa State 17, Miami 13
2004	PlainsCapital Forth Worth Bowl - Cincinnati 32, Marshall 14
2005	Motor City Bowl - Memphis 38, Akron 31
2005	GMAC - Toledo 45, UTEP 13
2006	Motor City - Central Michigan 31, MTSU 14
2006	Poinsettia - TCU 37, Northern Illinois 7
2007	GMAC - Southern Miss 28, Ohio 7
2007	International - Cincinnati 27, Western Michigan 24
2007	Motor City - Purdue 51, Central Michigan 48
2008	International Bowl - Rutgers 52, Ball State 30
2008	GMAC - Tulsa 63, Bowling Green 7
2008	Motor City - FAU 24, Central Michigan 21
2008	Independence - La. Tec. 17, Northern Illinois 10
2008	Texas - Rice 38, Western Michigan 14
2009	International - Connecticut 38, Buffalo 20
2009	GMAC - Tulsa 45, Ball State 13
2009	Little Caesars Pizza - Marshall 21, Ohio 17
2009	EagleBank - UCLA 30, Temple 21
2009	Roady's Humanitarian - Idaho 43, Bowling Green 42
2010	International - South Florida 27, Northern Illinois 3
2010	GMAC - Central Michigan 44, Troy 41 (2OT)
2010	uDrove Humanitarian - Northern Illinois 40, Fresno State 17
2010	R+L Carriers New Orleans - Troy 48, Ohio 21
2010	Little Caesars Pizza - Florida International 34, Toledo 32
2011	GoDaddy.com - Miami 35, Middle Tennessee 21
2011	Gildan New Mexico - Temple 37, Wyoming 15
2011	Famous Idaho Potato - Ohio 24, Utah State 23
2011	Little Caesars Pizza Bowl - Purdue 37, Western Michigan 32
2011	Military Bowl - Toledo 42, Air Force 41
2012	GoDaddy.com Bowl - Northern Illinois 38, Arkansas State 20
2012	Famous Idaho Potato Bowl - Utah State 41, Toledo 15
2012	Beef 'O' Brady's Bowl St. Petersburg - UCF 38, Ball State 17
2012	Little Caesars Pizza Bowl - Central Michigan 24, W. Kentucky 21
2012	Military Bowl - San Jose State 29, Bowling Green 20
2012	Advocare V100 Independence - Ohio 45, Louisiana-Monroe 14
2013	Discover Orange Bowl - Florida State 31, Northern Illinois 10
2013	GoDaddy.com Bowl - Arkansas State 17, Kent State 13
2013	Famous Idaho Potato Bowl - San Diego State 49, Buffalo 24
2013	Beef 'O' Brady's St. Petersburg Bowl - East Carolina 37, Ohio 20
2013	Little Caesars Pizza Bowl - Pittsburgh 30, Bowling Green 27
2013	S. D. County Credit Union Poinsettia-Utah State 21, NIU 14
2013	GoDaddy Bowl - Arkansas State 23, Ball State 20
2014	Famous Idaho Potato Bowl - Air Force 38, Western Michigan 24
2014	Raycom Media Camellia Bowl - Bowling Green 33, South Alabama 28
2014	Boca Raton Bowl - Marshall 52, Northern Illinois 23
2014	Popeyes Bahamas Bowl - Western Kentucky 49, Central Michigan 48
2015	GoDaddy Bowl - Toledo 63, Arkansas State 44
2015	Raycom Media Camellia Bowl - Appalachian State 31, Ohio 29
2015	Famous Idaho Potato Bowl - Akron 23, Utah State 21
2015	Marmot Boca Raton Bowl - Toledo 32, Temple 17
2015	San Diego County Credit Union Poinsettia Bowl - Boise St. 55, NIU 7
2015	GoDaddy Bowl - Georgia Southern 58, Bowling Green 27
2015	Popeyes Bahamas Bowl - Western Michigan 45, Middle Tennessee 31
2015	Quick Lane Bowl - Minnesota 21, Central Michigan 14

*1984 game was forfeited to Toledo because of ineligible players by UNLV

2016 POPEYES BAHAMAS BOWL

Eastern Michigan (7-5, 4-4 MAC) vs. Old Dominion (9-3, 7-1 Conference USA)

Friday, December 23, 2016 • 1:00 pm ET • Nassau, Bahamas • Thomas A. Robinson Stadium (15,000)

ESPN Announcers: Steve Levy (play-by-play), Mack Brown (analyst), Kaylee Hartung (sideline)

**Eastern Michigan****Head Coach: Chris Creighton**Career: 149-72 (20th year)
at Eastern Michigan: 10-26 (3rd year)**Old Dominion****Head Coach: Bobby Wilder**Career: 66-30 (8th year)
at Old Dominion: 66-30 (8th year)**Eastern Michigan Notes:**

Eastern Michigan will come into the Popeyes Bahamas Bowl following one of the most successful seasons in its 125-year history. Eastern Michigan finished with a winning record for the first time since 1995, most wins (seven) since 1989, and its first bowl appearance since 1987 when Eastern Michigan defeated San Jose State 30-27 in the California Bowl. The Eagles tied the Football Bowl Subdivision (FBS) mark for biggest turnarounds in 2016, improving on its win total from one win in 2015, to seven this season.

Eastern is led on offense by redshirt junior quarterback Brogan Roback, who has put up gaudy numbers in his nine appearances this season, totaling six starts. He finished the regular season with 193 completions for 2,394 yards and 16 touchdowns. He had five 300+ yard games and a season-high of 468 yards. For his efforts, he was named MAC West Offensive Player of the Week three times. The offense gets its start up front from the experienced offensive line, which has 161 combined starts under its belt. The group has combined to allow the 13th fewest sacks in the nation, as well as the second fewest tackles for loss. On the ground, redshirt sophomore Ian Eriksen led the rushing attack with 741 yards on 175 carries and nine scores. Junior Sergio Bailey II was the leading pass catcher with 55 receptions for 799 yards and six touchdowns.

Defensively, the Eagles forced 24 turnovers, good for 29th in the nation and second in the MAC. Redshirt sophomore Kyle Rachwal led Eastern Michigan in tackles with 101 stops, while redshirt senior Pat O'Connor had 8.0 sacks, good for 38th in the nation and fourth in the MAC.

Tracking The Miles: The voyage from Ypsilanti, Mich. to Nassau, Bahamas is a whopping 1,240-mile journey. For comparison's sake, Eastern Michigan traveled 1,911 total miles in six road games this season, including just 659 for the four road trips within the Mid-American Conference.

Roback Rising: Redshirt junior Brogan Roback has put up gaudy numbers in his nine appearances this season, totaling six starts. He finished the regular season with 193 completions for 2,394 yards and 16 touchdowns. He had five 300+ yard games and a season-high of 468 yards. For his efforts, he was named MAC West Offensive Player of the Week three times. For his career, he has 5,463 yards and 36 passing touchdowns, which ranks fourth and third all-time in program history, respectively, while his 474 completions rank fourth as well.

Historic Offensive Season: The Eastern Michigan offense attained one of the biggest offensive seasons in its history in 2016. The team set the single season record for total offense (5,447), passing offense (3,549), total points (365), touchdown passes (23), and extra points (40), while finishing second in total plays (914), completions (283), and first downs (275) and third in total touchdowns (45).

O'Connor The Sack King: Senior Pat O'Connor finished the regular season at 19.5 sacks for his career, making him the program leader since 1998. Former Eagle Kevin Howe previously set the record with 17.5 from 2003-06. O'Connor's eight sacks rank 38th in the nation and fourth in the MAC.

Road Graders: The offense gets its start up front from the experienced offensive line, which has 166 combined starts. The group has combined to allow the 12th-fewest sacks in the nation, as well as the second fewest tackles for loss. Anchoring the line are four redshirt seniors who have combined to make 141 of the starts, including Andrew Wylie (45), Jake Hurcombe (36), Cole Gardner (31), and Darien Terrell (29).

Contact: Greg Steiner, 734-487-0317, gsteiner2@emich.edu

Old Dominion Notes:

• Old Dominion finished the regular season with a 9-3 overall record, and 7-1 Conference USA record, the same record as Western Kentucky. Western Kentucky advanced to the conference championship game due to its head-to-head victory over the Monarchs.

• The Monarchs have won five-straight games and eight of their last nine contests.

• Old Dominion is bowl bound in its eighth season of football and just second full season of bowl eligibility. Due to NCAA transition rules, the Monarchs have not been eligible for postseason play in four of the eight seasons since restarting the program after a 69-year hiatus.

• The Monarchs are 66-30 all-time since 2009, and are 20-16 in three years playing a full FBS schedule. Head Coach Bobby Wilder is the only head coach Old Dominion has ever known since restarting the program.

• Senior quarterback David Washington completed 191-of-320 passes for 2,648 yards, 28 touchdowns and four interceptions. He is one of four quarterbacks in the country to have thrown more than 25 touchdown passes and four or less interceptions.

• Junior running back Ray Lawry leads the offense with 177 carries for 1,122 yards and 11 touchdowns, while sophomore Jeremy Cox has 685 yards and 13 rushing touchdowns.

• Senior linebackers TJ Ricks and Anthony Wilson have combined to make 183 tackles on the year. Ricks leads the squad with 93, while Wilson has 90, five sacks and 8.5 tackles for loss.

• Sophomore defensive end Oshane Ximines set an Old Dominion single-season record with 7.5 sacks, while junior Bunmi Rotimi has seven sacks.

• Head Coach Bobby Wilder is the 14th longest tenured head coach in the FBS and the third longest in Conference USA. David Bailiff of Rice was hired one month before Wilder. Rick Stockstill of Middle Tennessee leads all C-USA coaches. Stockstill is in his 11th season with the Blue Raiders. Bob Stoops and Kirk Ferentz are the two longest tenured coaches in FBS at 18 years apiece at Oklahoma and Iowa, respectively.

Stay To The End: Old Dominion has made it a habit to not only play close games, but win them. The Monarchs are 20-7 all-time in games decided by one score and 7-2 since turning FBS in 2014. Head Coach Bobby Wilder has the best winning percentage of any active FBS head coach in games decided by one score. Old Dominion has not played a one score game this season after playing four last season and going 3-1.

First Bowl Game: After a 69-year layoff, Old Dominion restarted football in 2009 and in its eighth season is playing in its first bowl game against Eastern Michigan. The bowl game is the first for Old Dominion, but the postseason is not. The Monarchs made the FCS playoffs in 2011 and 2012. In 2014, Old Dominion went 6-6, but was in the second season of transition and not bowl eligible.

Monarchs Making Good: Old Dominion quickly became an FCS power, going 38-10 from 2009-12, twice making the FCS Playoffs and producing a pair of 10 win seasons. The Monarchs have a chance to become the third program to win 10 games by its second year of bowl eligibility. Appalachian State won 11 games last season in its first year of eligibility, while Marshall won 10 games its first year in 1997.

True Team Effort: Old Dominion ranks in the top-20 nationally in nine statistical categories, and just two individual categories, both by quarterback, David Washington. Washington is 15th in the country in pass efficiency at 155.6, and 12th in touchdown passes with 28. As a team, Old Dominion is second in the country in turnovers lost and fourth in turnover margin, and rank in the top-10 in tackles for loss allowed, least interceptions thrown, kick return defense and fumbles recovered and lost.

Contact: Eric Bohannon, 757-683-3374, ebohanno@odu.edu

MAC Announces 2016 Post Season Awards

Western Michigan WR Corey Davis Named MAC Offensive Player of the Year and All-MAC First Team Selection

A total of 29 repeat selections from last year's All-MAC teams highlight this year's postseason football awards in the Mid-American Conference and Western Michigan and Ohio swept the postseason awards. Western Michigan senior wide receiver **Corey Davis** was named the MAC Offensive Player of the Year and Broncos Head Coach **P.J. Fleck** was named the MAC Head Coach of the Year, while Broncos junior kick returner **Darius Phillips** was named MAC Special Teams Player of the Year. Ohio senior defensive end **Tarell Basham** was named MAC Defensive Player of the Year, while Bobcats freshman safety **Javon Hagan** was named MAC Freshman of the Year. In addition, Western Michigan senior quarterback **Zach Terrell** was tabbed as the winner of the 35th Vern Smith Leadership Award.

A native of Wheaton, Ill., Davis started all 13 games this season and has 91 receptions for 1,427 yards and 18 touchdowns. His 18 touchdowns ranks first in the nation and his 1,427 yards is seventh in the country. This season Davis has set the MAC career receiving records for receptions (326), yards (5,212) and touchdowns (51). In addition, he became the all-time leader in FBS history with 5,212 receiving yards. He is the only player in FBS history with 300+ catches, 5,000+ yards and 50+ receiving TDs.

Fleck led the Broncos to the program's first outright West Division title and the first 13-0 mark and 8-0 record in the MAC in program history. The Broncos are just one of two programs in FBS that remain undefeated this season. Western Michigan's current 15-game winning streak is the second longest current streak in the nation. This marks the second-time Fleck has won MAC Coach of the Year, as he earned the honor in 2014 for at the time leading the best turnaround in the country from one win in 2013 to eight wins in 2014. Fleck, who turned 36 on Nov. 29, is the second youngest head coach in FBS.

Basham, a native of Rocky Mount, Va., started all 13 games this past year and led the Ohio defense as the Bobcats won the MAC East Division for the first time since 2011 with an 8-5 record, 6-2 MAC. Basham led the MAC with 11.5 sacks and was second with 15.5 tackles for loss. Basham ranks 16th in the nation with his 11.5 sacks. Basham added 49 tackles, two passes defensed and two forced fumbles and became the all-time sack leader in Ohio history with 30.5 career sacks.

Hagan, a native of Jacksonville, Fla., ranked fifth on the Bobcats with 50 tackles and led the team with five forced fumbles and three interceptions. Hagan added three tackles for loss and 11 passes defensed. Hagan's five forced fumbles tied for the lead in the MAC and ranked tied for fourth in the nation.

Phillips, a native of Detroit, Mich., has been an electrifying runner throughout his collegiate career and has both a punt return and kickoff return for a touchdown during the 2016 season. Phillips has 18 punt returns for 222 yards (12.3 avg.) and one return for a touchdown this season. In addition, Phillips has 36 kickoff returns for 818 yards (22.7 avg.) and one touchdown this year.

A native of Fort Wayne, Ind., Terrell was voted by the Conference head coaches as the 35th Vern Smith Leadership Award winner. The award is presented annually in honor of Vern Smith, the former University of Toledo Athletic Director. Terrell has started all 13 games and has thrown for 3,376 yards on 247-349 passing and 32 touchdowns. Terrell ranks fourth in the nation in passing efficiency with a 180.6 rating on his 32-to-3 touchdowns-to-interception ratio. His 32 touchdowns are 10th in the nation. Terrell ranks fourth in MAC history with 95 career passing touchdowns and fourth in MAC history with 11,931 passing yards.

Toledo led the way in 2016 with seven First-Team selections, followed by Western Michigan and Ohio with four First-Team selections each. Overall, Western Michigan set the pace with 14 All-MAC honorees, followed by Toledo with 12 honorees and Ohio with 10 honorees.

Western Michigan's Corey Davis was the only three-time First Team All-MAC honoree in this year's honors. There were a total of five students named to their second consecutive First-Team selection: offensive lineman Storm Norton (Toledo), wide receiver Corey Davis (Western Michigan), defensive lineman Terence Waugh (Kent State), punter Joe Davidson (Bowling Green) and kick returner Aregeros Turner (Northern Illinois).

2016 MAC Specialty Award Winners

Coach of the Year: P.J. Fleck, Western Michigan

Offensive Player of the Year: WR Corey Davis, Western Michigan

Defensive Player of the Year: DE Tarell Basham, Ohio

Special Teams Player of the Year: KR Darius Phillips, Western Michigan

Freshman of the Year: S Javon Hagan, Ohio

Vern Smith Leadership Award Winner: QB Zach Terrell, Western Michigan

All-MAC First Team Offense

Position – Name – School

QB – Logan Woodside, Toledo
 OL – Taylor Moton, Western Michigan !
 OL – Storm Norton, Toledo ^
 OL – Chukwuma Okorafor, Western Michigan
 OL – Max Scharping, Northern Illinois
 OL – Mike Ebert, Toledo
 TE – Michael Roberts, Toledo
 WR – Corey Davis, Western Michigan ^&@
 WR – Kenny Golladay, Northern Illinois *
 WR – Cody Thompson, Toledo
 WR – Scott Miller, Bowling Green
 RB – Kareem Hunt, Toledo *&
 RB – James Gilbert, Ball State
 K – Louis Zervos, Ohio

All-MAC First Team Defense

Position – Name – School

OLB – Blair Brown, Ohio
 OLB – Ulysees Gilbert, Akron
 ILB – Quentin Poling, Ohio !
 ILB – Malik Fountain, Central Michigan
 DL – Tarell Basham, Ohio %
 DL – Terence Waugh, Kent State ^
 DL – John Stepec, Toledo
 DL – Pat O'Connor, Eastern Michigan &
 DB – Darius Phillips, Western Michigan *
 DB – Amari Coleman, Central Michigan
 DB – Heath Harding, Miami
 DB – Najee Murray, Kent State
 P – Joe Davidson, Bowling Green ^

All-MAC First Team Specialists

Position – Name – School

KR – Aregeros Turner, Northern Illinois ^
 PR – JoJo Natson, Akron

All-MAC Second Team Offense

Position – Name – School

QB – Zach Terrell, Western Michigan !+
 OL – John Keenoy, Western Michigan
 OL – Troy Watson, Ohio
 OL – Levon Myers, Northern Illinois *
 OL – Collin Buchanan, Miami
 OL – Cole Gardner, Eastern Michigan
 TE – Mason Schreck, Buffalo
 WR – Corey Willis, Central Michigan
 WR – KeVonn Mabon, Ball State !%
 WR – Jon'Vea Johnson, Toledo
 WR – JoJo Natson, Akron
 RB – Jarvion Franklin, Western Michigan &
 RB – Joel Bouagnon, Northern Illinois ^
 K – Paul Fricano, Eastern Michigan

All-MAC Second Team Defense

Position – Name – School

OLB – Trenton Greene, Bowling Green *
 OLB – Asantay Brown, Western Michigan !
 ILB – Robert Spillane, Western Michigan
 ILB – Khalil Hodge, Buffalo
 DL – Joe Ostman, Central Michigan %
 DL – JT Jones, Miami !
 DL – Treyvon Hester, Toledo +#
 DL – Keion Adams, Western Michigan
 DB – Shawun Lurry, Northern Illinois ^
 DB – Dejuan Rogers, Toledo !
 DB – Javon Hagan, Ohio
 DB – Jerrell Foster, Kent State
 P – Austin Barnes, Eastern Michigan

All-MAC Second Team Specialists

Position – Name – School

KR – Darius Phillips, Western Michigan *%
 PR – Darius Phillips, Western Michigan

All-MAC Third Team Offense

Position – Name – School

QB – Cooper Rush, Central Michigan *
 OL – Andrew Wylie, Eastern Michigan
 OL – Jake Pruehs, Ohio
 OL – Tim McAuliffe, Bowling Green
 OL – Logan Dietz, Bowling Green
 OL – James O'Hagan, Buffalo
 TE – Donnie Ernsberger, Western Michigan
 WR – Jerome Lane, Akron
 WR – Sebastian Smith, Ohio !
 WR – Sergio Bailey II, Eastern Michigan
 WR – James Gardner, Miami
 RB – Jordan Johnson, Buffalo
 RB – Fred Coppet, Bowling Green
 K – Tom O'Leary, Akron

All-MAC Third Team Defense

Position – Name – School

OLB – Sean Wiggins, Ball State ^
 OLB – De'Andre Montgomery, Miami
 ILB – Ja'Wuan Woodley, Toledo
 ILB – Junior McMullen, Miami
 DL – Jeremiah Harris, Eastern Michigan
 DL – Jon Cunningham, Kent State
 DL – Casey Sayles, Ohio
 DL – Anthony Winbush, Ball State
 DB – Justin Ferguson, Western Michigan
 DB – Josh Cox, Central Michigan
 DB – DaQuan Pace, Eastern Michigan
 DB – Jamari Bozeman, Bowling Green
 P – Michael Farkas, Ohio

All-MAC Third Team Specialists

Position – Name – School

KR – Maurice Thomas, Miami
 PR – Corey Jones, Toledo ^

@ 2013 Second-Team All-MAC

2013 Third-Team All-MAC

^ 2015 First-Team All-MAC

* 2015 Second-Team All-MAC

! 2015 Third-Team All-MAC

& 2014 First-Team All-MAC

+ 2014 Second-Team All-MAC

% 2014 Third-Team All-MAC

#ALLDAYCUSA

EAST: Charlotte • FIU • Florida Atlantic • Marshall • Middle Tennessee • Old Dominion • WKU
WEST: Louisiana Tech • North Texas • Rice • Southern Miss • UTEP • UTSA

CONTACT: Russell Anderson (rdanderson@c-usa.org) | Tim McNamara (tmcnamara@c-usa.org)

NOTEBOOK | 2016 BOWL EDITION

ConferenceUSA

@CUSAFB, @Conference_USA

5201 N. O'Connor Blvd., Suite 300 • Irving, TX 75039 • P: (214) 774-1300 • www.ConferenceUSA.com

EAST DIVISION

	W-L	Pct.	H	A	Div.	Pts	Opp
*WKU	7-1	.875	4-0	3-1	5-0	407	173
OLD DOMINION	7-1	.875	4-0	3-1	4-1	313	217
MIDDLE TENNESSEE	5-3	.625	2-2	3-1	3-2	310	300
FIU	4-4	.500	2-2	2-2	3-3	234	269
CHARLOTTE	3-5	.375	0-4	3-1	2-3	202	246
FLORIDA ATLANTIC	2-6	.250	1-3	1-3	0-5	235	315
MARSHALL	2-6	.250	2-2	0-4	2-4	162	256

WEST DIVISION

	W-L	Pct.	H	A	Div.	Pts	Opp
LOUISIANA TECH	6-2	.750	4-0	2-2	4-1	354	235
UTSA	5-3	.625	3-1	2-2	3-2	281	249
SOUTHERN MISS	4-4	.500	3-1	1-3	3-2	258	246
NORTH TEXAS	3-5	.375	2-2	1-3	2-3	194	282
RICE	2-6	.250	1-3	1-3	1-4	197	294
UTEP	2-6	.250	1-3	1-3	2-3	215	280

*C-USA CHAMPION

SEASON STANDINGS

	W-L	Pct.	H	A	Pts	Opp
	10-3	.769	6-1	4-2	586	313
	9-3	.750	6-0	3-3	432	334
	8-4	.667	3-2	5-2	481	413
	4-8	.333	2-5	2-3	288	418
	4-8	.333	1-5	3-3	302	415
	3-9	.250	2-4	1-5	317	477
	3-9	.250	3-4	0-5	317	423

	W-L	Pct.	H	A	Pts	Opp
	8-5	.615	5-0	3-5	572	425
	6-6	.500	4-2	2-4	359	340
	6-6	.500	4-2	2-4	399	363
	5-7	.417	3-3	2-4	291	386
	3-9	.250	2-4	1-5	279	436
	4-8	.333	3-4	1-4	316	419

BOWL SCHEDULE

GILDAN NEW MEXICO BOWL (Albuquerque, NM)
Saturday, December 17
 UTSA vs. New Mexico (ESPN) 1 p.m.

R+L CARRIERS NEW ORLEANS BOWL
 (New Orleans, La.)
Saturday, December 17
 Southern Miss vs. La.-Lafayette (ESPN) 8 p.m.

BOCA RATON BOWL (Boca Raton, Fla.)
Tuesday, December 20
 WKU vs. Memphis (ESPN) 6 p.m.

POPEYES BAHAMAS BOWL (Nassau, Bahamas)
Friday, December 23
 Old Dominion vs. Eastern Mich. (ESPN) 12 p.m.

LOCKHEED MARTIN ARMED FORCES BOWL
 (Fort Worth, Texas)
Friday, December 23
 Louisiana Tech vs. Navy (ESPN) 3:30 p.m.

HAWAII BOWL (Honolulu, Hawai'i)
Saturday, December 24
 Middle Tennessee vs. Hawai'i (ESPN) 7 p.m.

HEART OF DALLAS BOWL (Dallas, Texas)
Tuesday, December 27
 North Texas vs. Army (ESPN) 11 a.m.

C-USA CHAMPIONSHIP

SATURDAY, DECEMBER 3
Dynacraft Conference USA
Championship Game
at WKU 58, Louisiana Tech 44

MVP: Anthony Wales, RB, WKU



C-USA AWARDS

COACH OF THE YEAR

Skip Holtz - LA Tech

MOST VALUABLE PLAYER

Ryan Higgins - QB - LA Tech

OFFENSIVE PLAYER OF THE YEAR

Carlos Henderson - WR - LA Tech

DEFENSIVE PLAYER OF THE YEAR

Trey Hendrickson - DE - FAU

SPECIAL TEAMS PLAYER OF THE YEAR

Carlos Henderson - KR - LA Tech

NEWCOMER OF THE YEAR

Mike White - QB - WKU

FRESHMAN OF THE YEAR

Josiah Tauaefa - LB - UTSA



CONFERENCE USA ALL-CONFERENCE TEAMS

COACH OF THE YEAR

Skip Holtz - LA Tech

MOST VALUABLE PLAYER

Ryan Higgins - QB - LA Tech

OFFENSIVE PLAYER OF THE YEAR

Carlos Henderson - WR - LA Tech

DEFENSIVE PLAYER OF THE YEAR

Trey Hendrickson - DE - FAU

SPECIAL TEAMS PLAYER OF THE YEAR

Carlos Henderson - KR - LA Tech

NEWCOMER OF THE YEAR

Mike White - QB - WKU

FRESHMAN OF THE YEAR

Josiah Tauaefa - LB - UTSA

FIRST TEAM ALL-C-USA

OFFENSE

QB - Ryan Higgins, Sr., Louisiana Tech
 RB - l'Tavius Mathers, Sr., Middle Tenn.
 RB - Aaron Jones, Jr., UTEP
 OL - Darrell Brown, Sr., Louisiana Tech
 OL - Cameron Tom, Sr., Southern Miss
 OL - Will Hernandez, Jr., UTEP
 OL - Max Halpin, Sr., WKU
 OL - Forrest Lamp, Sr., WKU
 TE - Hayden Plinke, Sr., UTEP
 WR - Carlos Henderson, Jr., LA Tech
 WR - Trent Taylor, Sr., Louisiana Tech
 WR - Richie James, So., Middle Tennessee
 WR - Taywan Taylor, Sr., WKU

DEFENSE

DL - Larry Ogunjobi, Sr., Charlotte
 DL - Trey Hendrickson, Sr., Florida Atl.
 DL - Jaylon Ferguson, So., Louisiana Tech
 DL - Dylan Bradley, Sr., Southern Miss
 LB - TJ Ricks, Sr., Old Dominion
 LB - Emmanuel Ellerbee, Jr., Rice
 LB - Josiah Tauaefa, Fr., UTSA
 LB - Keith Brown, Sr., WKU
 DB - Xavier Woods, Sr., Louisiana Tech
 DB - Jeremy Cutrer, Sr., Middle Tennessee
 DB - D'Nerius Antoine, Sr., Southern Miss
 DB - Branden Leston, Sr., WKU

SPECIAL TEAMS

K - Canon Rooker, Jr., Middle Tennessee
 P - Eric Keena, Sr., North Texas
 KR - Carlos Henderson, Jr., LA Tech
 PR - Nacarius Fant, Jr., WKU
 LS - William Eads, Sr., Middle Tennessee

SECOND TEAM ALL-C-USA

OFFENSE

QB - Mike White, Jr., WKU
 RB - Ito Smith, Jr., Southern Miss
 RB - Anthony Wales, Sr., WKU
 OL - Joseph Brunson, Sr., Louisiana Tech
 OL - O'Shea Dugas, So., Louisiana Tech
 OL - Daniel Stephens, Sr., Middle Tenn.
 OL - Troy Butler, Sr., Old Dominion
 OL - Darrell Williams, Jr., Sr., WKU
 TE - Jonnu Smith, Sr., FIU
 WR - Zach Pascal, Sr., Old Dominion
 WR - Nicholas Norris, Sr., WKU

DEFENSE

DL - Rashaad Coward, Sr., Old Dominion
 DL - Oshane Ximines, So., Old Dominion
 DL - Marcus Davenport, Jr., UTSA
 DL - Omarius Bryant, Sr., WKU
 LB - Anthony Wint, Jr., FIU
 LB - Jordan Harris, Sr., Louisiana Tech
 LB - Alvin Jones, Jr., UTEP
 DB - Kishawn McClain, Jr., North Texas
 DB - Brandon Addison, Jr., Old Dominion
 DB - Michael Egwuagu, Sr., UTSA
 DB - Joe Brown, Jr., WKU

SPECIAL TEAMS

K - Jonathan Barnes, Jr., Louisiana Tech
 K - Parker Shaunfield, So., Southern Miss
 P - Jake Collins, So., WKU
 KR - Kylan Towner, Jr., WKU
 PR - Trent Taylor, Sr., Louisiana Tech
 LS - Darrell Travis, Sr., Louisiana Tech

ALL-FRESHMAN TEAM

OFFENSE

QB - Mason Fine, North Texas
 RB - Devin Singletary, Florida Atlantic
 RB - Quinton Baker, WKU
 OL - Ethan Reed, Louisiana Tech
 OL - Levi Brown, Marshall
 OL - Devin Hannan, Old Dominion
 OL - Ty Pollard, Southern Miss
 OL - Greg Long, UTEP
 TE - Harrison Bryant, Florida Atlantic
 WR - Stantley Thomas, FIU
 WR - Ty Lee, Middle Tennessee

DEFENSE

DL - Eric Kendzior, Louisiana Tech
 DL - Ty Tyler, Marshall
 DL - Tyshun Render, Middle Tennessee
 DL - LaDarius Hamilton, North Texas
 DL - Chris Richardson, UTEP
 LB - Tyriq Harris, Charlotte
 LB - Jayson VanHook, UTEP
 LB - Josiah Tauaefa, UTSA
 DB - Ben DeLuca, Charlotte
 DB - Ephraim Kitchen, Louisiana Tech
 DB - Chris Jackson, Marshall
 DB - Justin Rogers, UTEP

SPECIAL TEAMS

K - Brad Davis, Old Dominion
 P - Bailey Cate, Old Dominion
 KR - Kerrith Whyte, Florida Atlantic
 PR - Darrell Brown, Old Dominion
 LS - Matt Beardall, Marshall



BOCA RATON BOWL

WKU vs. MEMPHIS

Tuesday, Dec. 20 7 p.m. (EST) Boca Raton, Florida
 FAU Stadium (29,418)
 All-Time Series: Series Tied 2-2-1
 Last Meeting: Memphis 42, WKU 0 (Oct. 27, 1956)
 Television: ESPN
 Announcers: Dave LaMont (PxP), Desmond Howard (AN)
 Quint Kessenich (SL)

WKU (10-3, 7-1 in C-USA)

Website: www.wkuspports.com
 Interim Head Coach: Nick Holt (Pacif '86)
 Career Record: 5-18 (3rd year)
 Record at WKU: 0-0 (1st game)
 Offense: Multiple
 Defense: 4-3
 Leading Passer: Mike White (260-of-386, 4,027 yds., 34 TD)
 Leading Rusher: Anthony Wales (202 att., 1,376 yds., 24 TD)
 Leading Receiver: Taywan Taylor (89 rec., 1,586 yds., 16 TD)
 Leading Tackler: Keith Brown (123 tackles, 58 solo)
 Offensive Yards Per Game: 517.4
 Defensive Yards Per Game: 367.8
 Last Game: at WKU 58, Louisiana Tech 44 (Dec. 3)
 Last Bowl Appearance: 2015 Miami Beach (WKU 45, South Fla. 35)
 All-Time Bowl Record: 2-1

NOTING THE HILLTOPPERS: WKU will be looking to win a bowl game for the third consecutive season...The Hilltoppers are just the second school to win back-to-back C-USA Championship Games and WKU is one of eight FBS programs to win 10 or more games each of the past two seasons....For the first time in FBS history, the Hilltoppers have produced a 4,000-yard career receiver (Taywan Taylor, 4,090 yards), a 3,000-yard receiver (Nicholas Norris, 3,026 yards) and a 3,000-yard rusher (Anthony Wales, 3,097 yards)....The Hilltoppers rank No. 2 nationally in scoring offense (45.1), No. 5 in passing offense (336.8), and No. 7 in total offense (517.4)....WKU's defense leads C-USA in scoring defense (24.1) and rush defense (99.1, fourth-best mark in the FBS).

Memphis (8-4, 5-3 in Mid-American)

Website: www.gotigersgo.com
 Head Coach: Mike Norvell (Central Arkansas, '06)
 Career Record: 8-4 (1st year)
 Record at UM: 8-4 (1st year)
 Offense: Multiple
 Defense: Multiple
 Leading Passer: Riley Ferguson (255-of-400, 3,326 yds., 28 TD)
 Leading Rusher: Doroland Dorceus (127 att., 783 yds., 9 TD)
 Leading Receiver: Anthony Miller (84 rec., 1,283 yds., 11 TD)
 Leading Tackler: Jonathan Cook (81 tackles, 68 solo)
 Offensive Yards Per Game: 461.4
 Defensive Yards Per Game: 442.7
 Last Game: Memphis 48, Houston 44 (Nov. 25)
 Last Bowl Appearance: 2015 Birmingham (Auburn 31, Memphis 10)
 All-Time Bowl Record: 5-4

NOTING THE TIGERS: Memphis is led by first-year head coach Mike Norvell and rank No. 33 nationally in total offense (461.4) and No. 90 in total defense (442.7)....The winning campaign in 2016 was the Tigers' third straight, which is the longest stretch of winning seasons since the program had five-straight winning ledgers from 1973-77.

GAME NOTES: This is the third Boca Raton Bowl and the second time that C-USA has sent its champion to play in the game. Marshall won the inaugural Boca Raton Bowl in 2014, defeating MAC Champion Northern Illinois, 52-23....The game is played on the campus of Florida Atlantic and the six-year old FAU Stadium is located just 1.5 miles from the Atlantic Ocean.

POPEYES BAHAMAS BOWL

OLD DOMINION vs. EASTERN MICHIGAN

Friday, Dec. 23 12 p.m. (EST) Nassau, Bahamas
 Thomas C. Robinson Stadium (15,000)
 All-Time Series: Old Dominion leads 2-0
 Last Meeting: ODU 38, Eastern Michigan 34 (Sept. 5, 2015)
 Television: ESPN
 Announcers: Steve Levy (PxP), Mack Brown (AN)
 Kaylee Hartung (SL)

Old Dominion (9-3, 7-1 in C-USA)

Website: www.oduspports.com
 Head Coach: Bobby Wilder (Maine '87)
 Career Record: 66-30 (8th year)
 Record at ODU: 66-30 (8th year)
 Offense: Multiple
 Defense: 4-3
 Leading Passer: David Washington (191-of-320, 2,648 yds. 28 TD)
 Leading Rusher: Ray Lawry (177 att., 1,122 yds., 11 TD)
 Leading Receiver: Zach Pascal (63 rec., 893 yds., 8 TD)
 Leading Tackler: T.J. Ricks (93 tackles, 44 solo)
 Offensive Yards Per Game: 433.9
 Defensive Yards Per Game: 376.4
 Last Game: at Old Dominion 42, FIU 28 (Nov. 26)
 Last Bowl Appearance: First appearance

NOTING THE MONARCHS: Old Dominion is going to its first bowl game in just its second season that the program is fully eligible....Junior RB Ray Lawry has 12 touchdowns (11 rushing) this season and is now the school's all-time leader in TDs with 40....Lawry (1,122 yards) combines with Jeremy Cox (685 yards, 13 TDs) to give ODU the top-ranked rushing offense in C-USA (199.1 yards per game)....Senior QB David Washington has the top TD: INT ratio in C-USA at 7-1, throwing 28 touchdown passes with just four interceptions. He has at least two TD passes in each of his last six games....ODU leads C-USA and ranks fourth nationally in turnover margin at +13 (22 gained, nine lost).

Eastern Michigan (7-5, 4-4 in Mid-American)

Website: www.emueagles.com
 Head Coach: Chris Creighton (Kenyon '91)
 Career Record: 149-72 (20th year)
 Record at EMU: 10-26 (3rd year)
 Offense: Multiple
 Defense: 4-3
 Leading Passer: Brogan Roback (193-of-326, 2,394 yds. 16 TD)
 Leading Rusher: Ian Eriksen (175 att., 741 yds., 9 TD)
 Leading Receiver: Sergio Bailey II (55 rec., 799 yds., 6 TD)
 Leading Tackler: Kyle Rachwal (101 tackles, 36 solo)
 Offensive Yards Per Game: 453.9
 Defensive Yards Per Game: 435.9
 Last Game: Eastern Mich. 26, Central Mich. 21 (Nov. 22)
 Last Bowl Appearance: 1987 California Bowl (EMU 30, San Jose St. 27)
 All-Time Bowl Record: 1-0

NOTING THE EAGLES: This marks the first bowl game for Eastern Michigan in 28 years, ending the third-longest bowl drought in the FBS. The Eagles only other bowl was a win over San Jose State in the California Bowl in Fresno in 1987....Junior QB Brogan Roback made nine appearances this season (six starts) and finished the regular season with 193 completions for 2,394 yards and 16 touchdowns. He has five 300-plus yard games and a season-high of 468 yards....Defensively, the Eagles have forced 23 turnovers, 20th in the nation. Sophomore LB Kyle Rachwal led EMU in tackles with 101 stops, while senior DL Pat O'Connor, the school's all-time leader in sacks, had eight this season.

GAME NOTES: Conference USA will be a part of the third annual Popeyes Bahamas Bowl. The winners of the first two games (WKU and Western Michigan) went on to rank in the top 25 the next season....This was the first postseason FBS bowl game outside of either the United States or Canada between two U.S. teams since the Jan. 1, 1937 Bacardi Bowl in Havana, Cuba.



ZAXBY'S HEART OF DALLAS BOWL

NORTH TEXAS vs. ARMY

Tuesday, Dec. 27 11 a.m. (CST)
 Dallas, Texas
 Cotton Bowl Stadium (92,158)
 All-Time Series: Army leads 4-1
 Last Meeting: North Texas 35, at Army 18 (Oct. 22, 2016)
 Television: ESPN
 Announcers: Allen Bestick (PxP), Mike Bellotti (AN)
 Kris Budden (SL)

North Texas (5-8, 3-5 in C-USA)

Website: www.meangreensports.com
 Head Coach: Seth Littrell (Oklahoma '01)
 Career Record: 13-24 (3rd year)
 Record at NT: 13-24 (3rd year)
 Offense: Spread
 Defense: Multiple
 Leading Passer: Mason Fine (155-of-261, 1,572 yds., 6 TD)
 Leading Rusher: Jeffery Wilson (149 att., 855 yds., 13 TD)
 Leading Receiver: Thaddeous Thompson (40 rec., 542 yds., 2 TD)
 Leading Tackler: Kishawn McClain (86 tackles, 62 solo)
 Offense Yards Per Game: 336.2
 Defensive Yards Per Game: 432.0
 Last Game: at UTEP 52, North Texas 24 (Nov. 26)
 Last Bowl Appearance: 2013 Heart of Dallas (North Texas 36, UNLV 14)
 All-Time Bowl Record: 2-5

NOTING THE MEAN GREEN: North Texas will return to postseason play for the first time since 2013 when it defeated UNLV in the Heart of Dallas Bowl, 36-14....The Mean Green have increased their win total by four games from last season...North Texas is third in the conference in pass defense (212.5 yards per game) and three of the four starters in the secondary earned C-USA Defensive Player of the Week honors this season....Junior RB Jeffery Wilson, who rushed for 160 yards and three touchdowns against the Black Knights in October and has 13 scores on the season, is expected back after missing 2+ games at the end of the regular season due to injury.

Army (7-5, Independent)

Website: www.goarmysports.com
 Head Coach: Jeff Monken (Millikin '89)
 Career Record: 51-39 (7th year)
 Record at Army: 13-23 (3rd year)
 Offense: Triple Option
 Defense: 3-4
 Leading Passer: Ahmad Bradshaw (38-of-88, 650 yds., 4 TD)
 Leading Rusher: Andy Davidson (178 att., 905 yds., 11 TD)
 Leading Receiver: Edgar Poe (15 rec., 321 yds., 3 TD)
 Offense Yards Per Game: 403.8
 Defensive Yards Per Game: 281.6
 Last Game: Army 21, Navy 17 (Dec. 10, Baltimore, Md.)
 Last Bowl Appearance: 2010 Armed Forces (Army 16, SMU 14)
 All-Time Bowl Record: 17-17-1

NOTING THE BLACK KNIGHTS: Army will be playing in its first bowl game since winning the 2010 Armed Forces Bowl....The Black Knights' sixth bowl appearance will mark the third-straight time Army plays a bowl game in the state of Texas....Army ranks second in the nation in rushing offensive with 327.8 yards per game....RB Andy Davidson has 905 yards rushing on the season to lead the team, along with 11 of the team's 40 rushing touchdowns....The Black Knights also boast the fourth-ranked defensive team in the country, allowing just 281.6 yards per game.

GAME NOTES: Conference USA makes its fifth appearance in the seven-year old Heart of Dallas Bowl....This will be the Mean Green's second game against Army this year. On Oct. 22, North Texas defeated the Black Knights in West Point, New York, 35-18....The last bowl rematch for a C-USA school came in 2012 when Tulsa defeated Iowa State in the AutoZone Liberty Bowl after losing to the Cyclones in the regular season.

C-USA BOWL HISTORY

LOUISIANA TECH BOWL HISTORY (4-3-1)

Year	Bowl	Result
2016	Armed Forces	Louisiana Tech vs. Navy
2015	New Orleans	Louisiana Tech 47, Arkansas State 28
2014	Heart of Dallas	Louisiana Tech 35, Illinois 18
2011	Poinsettia	TCU 31, Louisiana Tech 24
2008	Independence	Louisiana Tech 17, Northern Illinois 10
2001	Humanitarian	Clemson 49, Louisiana Tech 24
1990	Independence	Louisiana Tech 34, Maryland 34
1978	Independence	East Carolina 35, Louisiana Tech 13
1977	Independence	Louisiana Tech 24, Louisville 14

MIDDLE TENNESSEE BOWL HISTORY (2-6)

Year	Bowl	Result
2016	Hawai'i	Middle Tennessee vs. Hawai'i
2015	Popeyes Bahamas	Western Michigan 45, Middle Tennessee 31
2013	Armed Forces	Navy 24, Middle Tennessee 6
2010	GoDaddy.com	Miami (Ohio) 35, Middle Tennessee 21
2009	New Orleans	Middle Tennessee 42, Southern Miss 32
2006	Motor City	Central Michigan 31, Middle Tennessee 14
1961	Tangerine	Lamar 21, Middle Tennessee 14
1959	Tangerine	Middle Tennessee 21, Presbyterian 12
1956	Refrigerator	Sam Houston St. 27, Middle Tennessee 13

NORTH TEXAS BOWL HISTORY (2-5)

Year	Bowl	Result
2016	Heart of Dallas	North Texas vs. Army
2013	Heart of Dallas	North Texas 36, UNLV 14
2004	New Orleans	Southern Miss 31, North Texas 10
2003	New Orleans	Memphis 27, North Texas 17
2002	New Orleans	North Texas 24, Cincinnati 19
2001	New Orleans	Colorado State 45, North Texas 20
1959	Sun	New Mexico State 28, North Texas 8
1956	Salad	Nevada 13, North Texas 6

OLD DOMINION BOWL HISTORY (0-0)

Year	Bowl	Result
2016	Popeyes Bahamas	Old Dominion vs. Eastern Michigan

SOUTHERN MISS BOWL HISTORY (10-13)

Year	Bowl	Result
2016	New Orleans	Southern Miss vs. Louisiana-Lafayette
2015	Heart of Dallas	Washington 44, Southern Miss 31
2011	Hawai'i	Southern Miss 24, Nevada 17
2010	Beef 'O' Brady's	Southern Miss vs. Louisville
2009	New Orleans	Middle Tennessee 42, Southern Miss 32
2008	New Orleans	Southern Miss 30, Troy 27 (ot)
2007	Papajohns.com	Cincinnati 31, Southern Miss 21
2006	GMAC	Southern Miss 28, Ohio 7
2005	New Orleans	Southern Miss 31, Arkansas State 19
2004	New Orleans	Southern Miss 31, North Texas 10
2003	AXA Liberty	Utah 17, Southern Miss 0
2002	Houston	Oklahoma State 33, Southern Miss 23
2000	Mobile Alabama	Southern Miss 28, TCU 21
1999	AXA Liberty	Southern Miss 23, Colorado State 17
1998	Humanitarian	Idaho 42, Southern Miss 35
1997	AXA Liberty	Southern Miss 41, Pittsburgh 7
1990	All-American	N.C. State 31, Southern Miss 27
1988	Independence	Southern Miss 38, Texas-El Paso 18
1981	Tangerine	Missouri 19, Southern Miss 17
1980	Independence	Southern Miss 16, McNeese State 14
1958	Tangerine	East Texas State 10, Southern Miss 9
1957	Tangerine	West Texas State 20, Southern Miss 13
1954	Sun	Pacific 26, Southern Miss 7
1953	Sun	Texas-El Paso 37, Southern Miss 14

UTSA BOWL HISTORY (0-0)

Year	Bowl	Result
2016	New Mexico	UTSA vs. New Mexico

WKU BOWL HISTORY (2-1)

Year	Bowl	Result
2016	Boca Raton	WKU vs. Memphis
2015	Miami Beach	WKU 45, South Florida 35
2014	Popeyes Bahamas	WKU 49, Central Michigan 48
2012	Little Caesars	Central Michigan 24, WKU 21



ESPN EVENTS

28

Owned and Operated Events

275+

Programming Hours Each Year

4000+

Student-Athletes Served Each Year

2016-17 FOOTBALL EVENTS



ADVOCARE TEXAS KICKOFF
HOUSTON, TX - NRG STADIUM
September 3, 2016
Houston vs. Oklahoma
www.AdvocareTexasKickoff.com



MEAC/SWAC CHALLENGE
DAYTONA BEACH, FL - DAYTONA BEACH MUNICIPAL STADIUM
September 4, 2016
Norcom State vs. Bethune-Cookman
www.MEACSWACChallenge.com



CAMPING WORLD KICKOFF
ORLANDO, FL - CAMPING WORLD STADIUM
September 5, 2016
Ole Miss vs. Florida State
www.CampingWorldKickoff.com



HOME DEPOT COLLEGE FOOTBALL AWARDS
ATLANTA, GA - COLLEGE FOOTBALL HALL OF FAME
December 8, 2016
www.ESPNEvents.com



AIR FORCE RESERVE CELEBRATION BOWL
ATLANTA, GA - GEORGIA DOME
December 17, 2016
MEAC Champion vs. SWAC Champion
www.TheCelebrationBowl.com



GILDAN NEW MEXICO BOWL
ALBUQUERQUE, NM - UNIVERSITY STADIUM
December 17, 2016
Mountain West vs. C-USA
www.GildanNewMexicoBowl.com



RAYCOM MEDIA CAMELLIA BOWL
MONTGOMERY, AL - CRAMTON BOWL
December 17, 2016
MAC vs. Sun Belt
www.CamelliaBowl.com



LAS VEGAS BOWL
LAS VEGAS, NV - SAM BOYD STADIUM
December 17, 2016
Pac 12 vs. Mountain West
www.LVBowl.com



BOCA RATON BOWL
BOCA RATON, FL - FAU STADIUM
December 20, 2016
American, C-USA, or MAC
www.TheBocaRatonBowl.com



FAMOUS IDAHO POTATO BOWL
BOISE, ID - ALBERTSON'S STADIUM
December 22, 2016
Mountain West vs. MAC
www.FamousIdahoPotatoBowl.com



LOCKHEED MARTIN ARMED FORCES BOWL
FT. WORTH, TX - AMON G. CARTER STADIUM
December 23, 2016
Big 12 vs. U.S. Naval Academy / American
www.ArmedForcesBowl.com



POPEYES BAHAMAS BOWL
NASSAU, BAHAMAS - THOMAS A. ROBINSON NATIONAL STADIUM
December 23, 2016
American, C-USA, or MAC
www.PopeyesBahamasBowl.com



HAWAII BOWL
HONOLULU, HI - ALOHA STADIUM
December 24, 2016
C-USA vs. Mountain West
www.TheHawaiiBowl.com



ST. PETERSBURG BOWL
ST. PETERSBURG, FL - TROPICANA FIELD
December 26, 2016
ACC vs. American
www.StPetersburgBowl.com



ZAXBY'S HEART OF DALLAS BOWL
DALLAS, TX - COTTON BOWL
December 27, 2016
Big Ten vs. C-USA
www.TheHeartofDallasBowl.com



ADVOCARE V100 TEXAS BOWL
HOUSTON, TX - NRG STADIUM
December 28, 2016
Big 12 vs. SEC
www.AdvocareTexasBowl.com



BIRMINGHAM BOWL
BIRMINGHAM, AL - LEGION FIELD
December 29, 2016
American vs. SEC
www.BirminghamBowl.com

2016-17 BASKETBALL EVENTS



STATE FARM ARMED FORCES CLASSIC
HONOLULU, HI - STAN SHERIFF CENTER
November 11, 2016
www.ArmedForcesClassic.com
Indiana vs. Kansas - Arizona vs. Michigan State



STATE FARM CHAMPIONS CLASSIC
NEW YORK, NY - MADISON SQUARE GARDEN
November 15, 2016
www.TheChampionsClassic.com
Kentucky vs. Michigan State - Duke vs. Kansas



GILDAN CHARLESTON CLASSIC
CHARLESTON, SC - TD ARENA
November 17, 18 & 20, 2016
www.CharlestonClassic.com
Boise State - Charleston - Mississippi State - UCF - UTEP - Villanova - Wake Forest - Western Michigan



TIRE PROS INVITATIONAL
WALT DISNEY WORLD, FL - HP FIELD HOUSE
November 17, 18 & 20, 2016
www.TireProsinvitational.com
Arizona State - Clemson - Davidson - Missouri - Northern Iowa - Oklahoma - Tulane - Xavier



ADVOCARE INVITATIONAL
WALT DISNEY WORLD, FL - HP FIELD HOUSE
November 24, 25 & 27, 2016
www.AdvocareInvitational.com
Florida - Gonzaga - Indiana State - Iowa State - Miami - Quinnipiac - Seton Hall - Stanford



WOODEN LEGACY
FULLERTON, CA - TITAN GYM & ANAHEIM, CA - HONDA CENTER
November 24, 25 & 27, 2016
www.TheWoodenLegacy.com
CSUN - Dayton - Nebraska - New Mexico - Portland - Texas A&M - UCLA - Virginia Tech



NIT SEASON TIP-OFF
BROOKLYN, NY - BARCLAYS CENTER
November 24 & 25, 2016
www.NITSeasonTipOff.com
Florida State - Illinois - Temple - West Virginia



WOMEN'S JIMMY V CLASSIC PRESENTED BY CORONA
UNCASVILLE, CT - MOHEGAN SUN ARENA
December 4, 2016
www.WomensJimmyVClassic.com
Texas vs. UConn



MEN'S JIMMY V CLASSIC PRESENTED BY CORONA
NEW YORK, NY - MADISON SQUARE GARDEN
December 6, 2016
www.JimmyVClassic.com
Purdue vs. Arizona State - Florida vs. Duke



HAWAIIAN AIRLINES DIAMOND HEAD CLASSIC
HONOLULU, HI - STAN SHERIFF CENTER
December 22, 23 & 25, 2016
www.HawaiianAirlinesDiamondHeadClassic.com
Hawaii - Illinois State - San Diego State - San Francisco - Southern Miss - Stephen F. Austin - Tulsa - Utah



COLLEGE BASKETBALL AWARDS PRESENTED BY WENDY'S
LOS ANGELES, CA - CLUB NORIA
April 7, 2017
www.ESPNEvents.com